

0065 UNION 01

	TOTAL VOTES	%	GROUP-1	GROUP2
REGISTERED VOTERS - TOTAL	1,800			
REGISTERED VOTERS - REPUBLICAN	0			
REGISTERED VOTERS - DEMOCRATIC	0			
BALLOTS CAST - TOTAL	174		152	22
BALLOTS CAST - REPUBLICAN	136	78.16	127	9
BALLOTS CAST - DEMOCRATIC	38	21.84	25	13
VOTER TURNOUT - TOTAL		9.67		

0065 UNION 01

	TOTAL VOTES	%	GROUP-1	GROUP2
US SENATOR				
VOTE FOR 1				
TODD YOUNG	118	100.00	109	9
Total	118		109	9
Over Votes	0		0	0
Under Votes	18		18	0

US REP 9TH CONGRESSIONAL DIST

	TOTAL VOTES	%	GROUP-1	GROUP2
VOTE FOR 1				
JIM BAKER	7	5.22	7	0
STU BARNES-ISRAEL	29	21.64	29	0
J MICHAEL DAVISSON	2	1.49	2	0
DAN HEIWIG	3	2.24	2	1
ERIN HOUCHIN	36	26.87	31	5
D ERIC SCHANSBERG	8	5.97	8	0
MIKE SODREL	43	32.09	40	3
BILL J THOMAS	1	.75	1	0
BRIAN TIBBS	5	3.73	5	0
Total	134		125	9
Over Votes	0		0	0
Under Votes	2		2	0

STATE SENATOR DIST 45

	TOTAL VOTES	%	GROUP-1	GROUP2
VOTE FOR 1				
CHRIS GARTEN	113	100.00	105	8
Total	113		105	8
Over Votes	0		0	0
Under Votes	23		22	1

STATE REP DIST 66

	TOTAL VOTES	%	GROUP-1	GROUP2
VOTE FOR 1				
ZACH PAYNE	113	100.00	104	9
Total	113		104	9
Over Votes	0		0	0
Under Votes	23		23	0

PROSECUTING ATTORNEY

	TOTAL VOTES	%	GROUP-1	GROUP2
VOTE FOR 1				
JEREMY MULL	116	100.00	109	7
Total	116		109	7
Over Votes	0		0	0
Under Votes	20		18	2

CIRCUIT COURT CLERK

	TOTAL VOTES	%	GROUP-1	GROUP2
VOTE FOR 1				
RYAN LYNCH	103	100.00	95	8
Total	103		95	8
Over Votes	0		0	0
Under Votes	33		32	1

0065 UNION 01

	TOTAL VOTES	%	GROUP-1	GROUP2
AUDITOR				
VOTE FOR 1				
DANNY YOST	112	100.00	104	8
Total	112		104	8
Over Votes	0		0	0
Under Votes	24		23	1
RECORDER				
VOTE FOR 1				
STEVE GILL	104	100.00	97	7
Total	104		97	7
Over Votes	0		0	0
Under Votes	32		30	2
TREASURER				
VOTE FOR 1				
R MONTY SNELLING	104	100.00	97	7
Total	104		97	7
Over Votes	0		0	0
Under Votes	32		30	2
SHERIFF				
VOTE FOR 1				
SCOTTIE MAPLES.	117	100.00	109	8
Total	117		109	8
Over Votes	0		0	0
Under Votes	19		18	1
SURVEYOR				
VOTE FOR 1				
DAVID J RUCKMAN	97	100.00	90	7
Total	97		90	7
Over Votes	0		0	0
Under Votes	39		37	2
ASSESSOR				
VOTE FOR 1				
BUTCH LOVE	100	100.00	92	8
Total	100		92	8
Over Votes	0		0	0
Under Votes	36		35	1
COMMISSIONER DIST 3				
VOTE FOR 1				
BRYAN GLOVER	103	100.00	95	8
Total	103		95	8
Over Votes	0		0	0
Under Votes	33		32	1

0065 UNION 01

	TOTAL VOTES	%	GROUP-1	GROUP2
COUNCIL MEMBER DIST 3				
VOTE FOR 1				
BRIAN LENFERT	109	100.00	102	7
Total	109		102	7
Over Votes	0		0	0
Under Votes	27		25	2

UNION TWSHP TRUSTEE

VOTE FOR 1				
GREG ALEXANDER.	111	100.00	104	7
Total	111		104	7
Over Votes	0		0	0
Under Votes	25		23	2

UNION TWSHP BM

VOTE FOR 3				
JEFF ALLEN BRIDGES SR	94	51.09	89	5
MATTHEW A MEYER	90	48.91	84	6
Total	184		173	11
Over Votes	0		0	0
Under Votes	224		208	16

DELEGATES AT-LARGE

VOTE FOR 16				
TERESA J BALLEW	38	4.07	36	2
AMELIA FAIR.	21	2.25	20	1
BRYAN GLOVER	53	5.68	48	5
CECILIA GRADY	19	2.04	18	1
SHAWN R GRADY JR	16	1.71	15	1
SHANON GRANT	19	2.04	15	4
RON GROOMS	48	5.14	43	5
FANNIE GRUBBS	18	1.93	16	2
SCOTT HAWKINS	42	4.50	36	6
JACOB HORTON	20	2.14	15	5
GARY LAW.	19	2.04	17	2
SHELL LAW	20	2.14	17	3
BUTCH LOVE	46	4.93	42	4
RYAN LYNCH	36	3.86	34	2
SCOTTIE MAPLES.	87	9.32	80	7
JOHN L MILLER	36	3.86	31	5
DOLORES Z MORALES.	9	.96	7	2
ELIZABETH G MORALES	13	1.39	10	3
JUAN MORALES BATZ.	6	.64	5	1
JAMEY J NOEL	76	8.15	70	6
RICK ROBERTSON.	19	2.04	15	4
CONNIE SELLERS.	68	7.29	62	6
GRACE SELLERS	26	2.79	23	3
R MONTY SNELLING	51	5.47	47	4
VICTORIA LOUISE VILLA-REAL.	9	.96	7	2
JENNIFER VOIGNIER.	40	4.29	36	4
DANNY YOST	66	7.07	62	4
EDWARD (ED Z) ZASTAWNY	12	1.29	10	2
Total	933		837	96
Over Votes	0		0	0
Under Votes	1,243		1,195	48

0065 UNION 01

	TOTAL VOTES	%	GROUP-1	GROUP2
US SENATOR				
VOTE FOR 1				
THOMAS M MCDERMOTT JR	31	100.00	23	8
Total	31		23	8
Over Votes	0		0	0
Under Votes	7		2	5

US REP 9TH CONGRESSIONAL DIST

	TOTAL VOTES	%	GROUP-1	GROUP2
VOTE FOR 1				
ISAK ASARE	6	16.67	5	1
D LIAM DORRIS	9	25.00	6	3
MATTHEW FYFE	21	58.33	13	8
Total	36		24	12
Over Votes	0		0	0
Under Votes	2		1	1

STATE SENATOR DIST 45

	TOTAL VOTES	%	GROUP-1	GROUP2
VOTE FOR 1				
NICK MARSHALL	30	100.00	21	9
Total	30		21	9
Over Votes	0		0	0
Under Votes	8		4	4

CIRCUIT COURT CLERK

	TOTAL VOTES	%	GROUP-1	GROUP2
VOTE FOR 1				
CHRIS COYLE	32	100.00	22	10
Total	32		22	10
Over Votes	0		0	0
Under Votes	6		3	3

AUDITOR

	TOTAL VOTES	%	GROUP-1	GROUP2
VOTE FOR 1				
CHRISTIAN BARRERA	31	100.00	22	9
Total	31		22	9
Over Votes	0		0	0
Under Votes	7		3	4

RECORDER

	TOTAL VOTES	%	GROUP-1	GROUP2
VOTE FOR 1				
JEFF FREY	17	44.74	11	6
DAVID (YOGI) PARIS	21	55.26	14	7
Total	38		25	13
Over Votes	0		0	0
Under Votes	0		0	0

TREASURER

	TOTAL VOTES	%	GROUP-1	GROUP2
VOTE FOR 1				
CATHERINE E TEGART	30	100.00	22	8
Total	30		22	8
Over Votes	0		0	0
Under Votes	8		3	5

0065 UNION 01

	TOTAL VOTES	%	GROUP-1	GROUP2
SHERIFF				
VOTE FOR 1				
ED BYERS.	24	66.67	17	7
DWIGHT T INGLE.	12	33.33	8	4
Total	36		25	11
Over Votes	0		0	0
Under Votes	2		0	2

COUNCIL MEMBER DIST 3

	TOTAL VOTES	%	GROUP-1	GROUP2
VOTE FOR 1				
RICK CANNON.	30	100.00	22	8
Total	30		22	8
Over Votes	0		0	0
Under Votes	8		3	5

UNION TWNShp BM

	TOTAL VOTES	%	GROUP-1	GROUP2
VOTE FOR 3				
KAREN HAMM NEWBY	36	100.00	23	13
Total	36		23	13
Over Votes	0		0	0
Under Votes	78		52	26

WE, THE UNDERSIGNED, DO HEREBY CERTIFY
THAT THE ABOVE RESULTS ARE A TRUE AND
ACCURATE ACCOUNT OF ALL BALLOTS COUNTED
AND THAT ALL COUNTERS WERE ZERO (0)
WHEN THE POLLS OPENED AND THAT THE
ELECTION WAS HELD IN ACCORDANCE WITH
THE LAWS OF THE STATE.

ELECTION BOARD

ELECTION BOARD

ELECTION BOARD

0066 UNION 02

	TOTAL VOTES	%	GROUP-1	GROUP2
REGISTERED VOTERS - TOTAL	1,506			
REGISTERED VOTERS - REPUBLICAN	0			
REGISTERED VOTERS - DEMOCRATIC	0			
BALLOTS CAST - TOTAL	152		139	13
BALLOTS CAST - REPUBLICAN	114	75.00	111	3
BALLOTS CAST - DEMOCRATIC	38	25.00	28	10
VOTER TURNOUT - TOTAL		10.09		

0066 UNION 02

	TOTAL VOTES	%	GROUP-1	GROUP2
US SENATOR				
VOTE FOR 1				
TODD YOUNG	97	100.00	95	2
Total	97		95	2
Over Votes	0		0	0
Under Votes	17		16	1

US REP 9TH CONGRESSIONAL DIST

	TOTAL VOTES	%	GROUP-1	GROUP2
VOTE FOR 1				
JIM BAKER	5	4.42	5	0
STU BARNES-ISRAEL	21	18.58	19	2
J MICHAEL DAVISSON	1	.88	1	0
DAN HEIWIG	2	1.77	2	0
ERIN HOUCHIN	32	28.32	31	1
D ERIC SCHANSBERG	0		0	0
MIKE SODREL	47	41.59	47	0
BILL J THOMAS	0		0	0
BRIAN TIBBS	5	4.42	5	0
Total	113		110	3
Over Votes	0		0	0
Under Votes	1		1	0

STATE SENATOR DIST 45

	TOTAL VOTES	%	GROUP-1	GROUP2
VOTE FOR 1				
CHRIS GARTEN	90	100.00	89	1
Total	90		89	1
Over Votes	0		0	0
Under Votes	24		22	2

STATE REP DIST 66

	TOTAL VOTES	%	GROUP-1	GROUP2
VOTE FOR 1				
ZACH PAYNE	89	100.00	86	3
Total	89		86	3
Over Votes	0		0	0
Under Votes	25		25	0

PROSECUTING ATTORNEY

	TOTAL VOTES	%	GROUP-1	GROUP2
VOTE FOR 1				
JEREMY MULL	96	100.00	94	2
Total	96		94	2
Over Votes	0		0	0
Under Votes	18		17	1

CIRCUIT COURT CLERK

	TOTAL VOTES	%	GROUP-1	GROUP2
VOTE FOR 1				
RYAN LYNCH	79	100.00	78	1
Total	79		78	1
Over Votes	0		0	0
Under Votes	35		33	2

0066 UNION 02

	TOTAL VOTES	%	GROUP-1	GROUP2
AUDITOR				
VOTE FOR 1				
DANNY YOST	90	100.00	89	1
Total	90		89	1
Over Votes	0		0	0
Under Votes	24		22	2
RECORDER				
VOTE FOR 1				
STEVE GILL	84	100.00	83	1
Total	84		83	1
Over Votes	0		0	0
Under Votes	30		28	2
TREASURER				
VOTE FOR 1				
R MONTY SNELLING	89	100.00	87	2
Total	89		87	2
Over Votes	0		0	0
Under Votes	25		24	1
SHERIFF				
VOTE FOR 1				
SCOTTIE MAPLES.	100	100.00	97	3
Total	100		97	3
Over Votes	0		0	0
Under Votes	14		14	0
SURVEYOR				
VOTE FOR 1				
DAVID J RUCKMAN	80	100.00	79	1
Total	80		79	1
Over Votes	0		0	0
Under Votes	34		32	2
ASSESSOR				
VOTE FOR 1				
BUTCH LOVE	81	100.00	80	1
Total	81		80	1
Over Votes	0		0	0
Under Votes	33		31	2
COMMISSIONER DIST 3				
VOTE FOR 1				
BRYAN GLOVER	79	100.00	78	1
Total	79		78	1
Over Votes	0		0	0
Under Votes	35		33	2

0066 UNION 02

	TOTAL VOTES	%	GROUP-1	GROUP2
COUNCIL MEMBER DIST 3				
VOTE FOR 1				
BRIAN LENFERT	82	100.00	81	1
Total	82		81	1
Over Votes	0		0	0
Under Votes	32		30	2

UNION TWNSHP TRUSTEE

VOTE FOR 1				
GREG ALEXANDER.	89	100.00	88	1
Total	89		88	1
Over Votes	0		0	0
Under Votes	25		23	2

UNION TWNSHP BM

VOTE FOR 3				
JEFF ALLEN BRIDGES SR	69	48.59	68	1
MATTHEW A MEYER	73	51.41	72	1
Total	142		140	2
Over Votes	0		0	0
Under Votes	200		193	7

DELEGATES AT-LARGE

VOTE FOR 16				
TERESA J BALLEW	21	3.10	21	0
AMELIA FAIR.	16	2.36	16	0
BRYAN GLOVER	28	4.14	28	0
CECILIA GRADY	13	1.92	13	0
SHAWN R GRADY JR	16	2.36	16	0
SHANON GRANT	14	2.07	14	0
RON GROOMS	39	5.76	39	0
FANNIE GRUBBS	12	1.77	12	0
SCOTT HAWKINS	29	4.28	28	1
JACOB HORTON	17	2.51	17	0
GARY LAW.	17	2.51	17	0
SHELL LAW	13	1.92	13	0
BUTCH LOVE	30	4.43	30	0
RYAN LYNCH	26	3.84	26	0
SCOTTIE MAPLES.	73	10.78	70	3
JOHN L MILLER	27	3.99	25	2
DOLORES Z MORALES.	11	1.62	11	0
ELIZABETH G MORALES	12	1.77	12	0
JUAN MORALES BATZ.	4	.59	4	0
JAMEY J NOEL	55	8.12	53	2
RICK ROBERTSON.	9	1.33	9	0
CONNIE SELLERS.	33	4.87	33	0
GRACE SELLERS	24	3.55	24	0
R MONTY SNELLING	40	5.91	38	2
VICTORIA LOUISE VILLA-REAL.	2	.30	2	0
JENNIFER VOIGNIER.	19	2.81	18	1
DANNY YOST	61	9.01	61	0
EDWARD (ED Z) ZASTAWNY	16	2.36	15	1
Total	677		665	12
Over Votes	0		0	0
Under Votes	1,147		1,111	36

0066 UNION 02

	TOTAL VOTES	%	GROUP-1	GROUP2
US SENATOR				
VOTE FOR 1				
THOMAS M MCDERMOTT JR	33	100.00	23	10
Total	33		23	10
Over Votes	0		0	0
Under Votes	5		5	0
US REP 9TH CONGRESSIONAL DIST				
VOTE FOR 1				
ISAK ASARE	5	16.13	5	0
D LIAM DORRIS	9	29.03	7	2
MATTHEW FYFE	17	54.84	11	6
Total	31		23	8
Over Votes	0		0	0
Under Votes	7		5	2
STATE SENATOR DIST 45				
VOTE FOR 1				
NICK MARSHALL	32	100.00	22	10
Total	32		22	10
Over Votes	0		0	0
Under Votes	6		6	0
CIRCUIT COURT CLERK				
VOTE FOR 1				
CHRIS COYLE	33	100.00	23	10
Total	33		23	10
Over Votes	0		0	0
Under Votes	5		5	0
AUDITOR				
VOTE FOR 1				
CHRISTIAN BARRERA	33	100.00	23	10
Total	33		23	10
Over Votes	0		0	0
Under Votes	5		5	0
RECORDER				
VOTE FOR 1				
JEFF FREY	15	46.88	12	3
DAVID (YOGI) PARIS	17	53.13	12	5
Total	32		24	8
Over Votes	0		0	0
Under Votes	6		4	2
TREASURER				
VOTE FOR 1				
CATHERINE E TEGART	33	100.00	23	10
Total	33		23	10
Over Votes	0		0	0
Under Votes	5		5	0

0066 UNION 02

	TOTAL VOTES	%	GROUP-1	GROUP2
SHERIFF				
VOTE FOR 1				
ED BYERS.	19	57.58	13	6
DWIGHT T INGLE.	14	42.42	13	1
Total	33		26	7
Over Votes	0		0	0
Under Votes	5		2	3

COUNCIL MEMBER DIST 3

VOTE FOR 1				
RICK CANNON.	30	100.00	22	8
Total	30		22	8
Over Votes	0		0	0
Under Votes	8		6	2

UNION TWNSHP BM

VOTE FOR 3				
KAREN HAMM NEWBY	37	100.00	27	10
Total	37		27	10
Over Votes	0		0	0
Under Votes	77		57	20

WE, THE UNDERSIGNED, DO HEREBY CERTIFY
THAT THE ABOVE RESULTS ARE A TRUE AND
ACCURATE ACCOUNT OF ALL BALLOTS COUNTED
AND THAT ALL COUNTERS WERE ZERO (0)
WHEN THE POLLS OPENED AND THAT THE
ELECTION WAS HELD IN ACCORDANCE WITH
THE LAWS OF THE STATE.

ELECTION BOARD

ELECTION BOARD

ELECTION BOARD

0067 UTICA 01

	TOTAL VOTES	%	GROUP-1	GROUP2
REGISTERED VOTERS - TOTAL	612			
REGISTERED VOTERS - REPUBLICAN	0			
REGISTERED VOTERS - DEMOCRATIC	0			
BALLOTS CAST - TOTAL	80		78	2
BALLOTS CAST - REPUBLICAN	48	60.00	46	2
BALLOTS CAST - DEMOCRATIC	32	40.00	32	0
VOTER TURNOUT - TOTAL		13.07		

0067 UTICA 01

	TOTAL VOTES	%	GROUP-1	GROUP2
US SENATOR				
VOTE FOR 1				
TODD YOUNG	41	100.00	39	2
Total	41		39	2
Over Votes	0		0	0
Under Votes	7		7	0
US REP 9TH CONGRESSIONAL DIST				
VOTE FOR 1				
JIM BAKER	4	8.51	4	0
STU BARNES-ISRAEL	15	31.91	15	0
J MICHAEL DAVISSON	1	2.13	1	0
DAN HEIWIG	0		0	0
ERIN HOUCHIN	11	23.40	10	1
D ERIC SCHANSBERG	2	4.26	1	1
MIKE SODREL	12	25.53	12	0
BILL J THOMAS	0		0	0
BRIAN TIBBS	2	4.26	2	0
Total	47		45	2
Over Votes	0		0	0
Under Votes	1		1	0
STATE SENATOR DIST 45				
VOTE FOR 1				
CHRIS GARTEN	35	100.00	33	2
Total	35		33	2
Over Votes	0		0	0
Under Votes	13		13	0
STATE REP DIST 66				
VOTE FOR 1				
ZACH PAYNE	35	100.00	33	2
Total	35		33	2
Over Votes	0		0	0
Under Votes	13		13	0
PROSECUTING ATTORNEY				
VOTE FOR 1				
JEREMY MULL	37	100.00	35	2
Total	37		35	2
Over Votes	0		0	0
Under Votes	11		11	0
CIRCUIT COURT CLERK				
VOTE FOR 1				
RYAN LYNCH	34	100.00	32	2
Total	34		32	2
Over Votes	0		0	0
Under Votes	14		14	0

0067 UTICA 01

	TOTAL VOTES	%	GROUP-1	GROUP2
AUDITOR				
VOTE FOR 1				
DANNY YOST	31	100.00	29	2
Total	31		29	2
Over Votes	0		0	0
Under Votes	17		17	0
RECORDER				
VOTE FOR 1				
STEVE GILL	35	100.00	33	2
Total	35		33	2
Over Votes	0		0	0
Under Votes	13		13	0
TREASURER				
VOTE FOR 1				
R MONTY SNELLING	34	100.00	33	1
Total	34		33	1
Over Votes	0		0	0
Under Votes	14		13	1
SHERIFF				
VOTE FOR 1				
SCOTTIE MAPLES.	36	100.00	34	2
Total	36		34	2
Over Votes	0		0	0
Under Votes	12		12	0
SURVEYOR				
VOTE FOR 1				
DAVID J RUCKMAN	29	100.00	28	1
Total	29		28	1
Over Votes	0		0	0
Under Votes	19		18	1
ASSESSOR				
VOTE FOR 1				
BUTCH LOVE	31	100.00	29	2
Total	31		29	2
Over Votes	0		0	0
Under Votes	17		17	0
COMMISSIONER DIST 3				
VOTE FOR 1				
BRYAN GLOVER	31	100.00	29	2
Total	31		29	2
Over Votes	0		0	0
Under Votes	17		17	0

0067 UTICA 01

	TOTAL VOTES	%	GROUP-1	GROUP2
COUNCIL MEMBER DIST 4				
VOTE FOR 1				
STEVE DOHERTY	35	100.00	33	2
Total	35		33	2
Over Votes	0		0	0
Under Votes	13		13	0
UTICA TOWNSHIP TRUSTEE				
VOTE FOR 1				
JOHN DURBIN.	33	100.00	32	1
Total	33		32	1
Over Votes	0		0	0
Under Votes	15		14	1
UTICA TOWNSHIP BM				
VOTE FOR 3				
KASEY NOEL	36	100.00	34	2
Total	36		34	2
Over Votes	0		0	0
Under Votes	108		104	4
DELEGATES AT-LARGE				
VOTE FOR 16				
TERESA J BALLEW	8	2.48	8	0
AMELIA FAIR.	12	3.73	11	1
BRYAN GLOVER	10	3.11	10	0
CECILIA GRADY	6	1.86	6	0
SHAWN R GRADY JR	3	.93	3	0
SHANON GRANT	15	4.66	14	1
RON GROOMS	14	4.35	13	1
FANNIE GRUBBS	8	2.48	7	1
SCOTT HAWKINS	17	5.28	15	2
JACOB HORTON	5	1.55	5	0
GARY LAW.	11	3.42	10	1
SHELL LAW	8	2.48	7	1
BUTCH LOVE	19	5.90	17	2
RYAN LYNCH	8	2.48	6	2
SCOTTIE MAPLES.	27	8.39	25	2
JOHN L MILLER	10	3.11	9	1
DOLORES Z MORALES.	9	2.80	9	0
ELIZABETH G MORALES	7	2.17	7	0
JUAN MORALES BATZ.	3	.93	3	0
JAMEY J NOEL	25	7.76	23	2
RICK ROBERTSON.	5	1.55	5	0
CONNIE SELLERS.	21	6.52	19	2
GRACE SELLERS	12	3.73	12	0
R MONTY SNELLING	17	5.28	16	1
VICTORIA LOUISE VILLA-REAL.	3	.93	3	0
JENNIFER VOIGNIER.	12	3.73	11	1
DANNY YOST	18	5.59	16	2
EDWARD (ED Z) ZASTAWNY	9	2.80	7	2
Total	322		297	25
Over Votes	0		0	0
Under Votes	446		439	7

0067 UTICA 01

	TOTAL VOTES	%	GROUP-1	GROUP2
DELEGATES DIST 3				
VOTE FOR 6				
JOELLEN DOHERTY	21	15.79	19	2
STEVE DOHERTY	25	18.80	23	2
NICHOLAS LEIS	5	3.76	5	0
KASEY NOEL	24	18.05	22	2
CALLIE PAYNE	17	12.78	16	1
ZACH PAYNE	20	15.04	18	2
STEVE WEBB	21	15.79	19	2
Total	133		122	11
Over Votes	0		0	0
Under Votes	155		154	1

0067 UTICA 01

	TOTAL VOTES	%	GROUP-1	GROUP2
US SENATOR				
VOTE FOR 1				
THOMAS M MCDERMOTT JR	17	100.00	17	0
Total	17		17	0
Over Votes	0		0	0
Under Votes	15		15	0
US REP 9TH CONGRESSIONAL DIST				
VOTE FOR 1				
ISAK ASARE	6	31.58	6	0
D LIAM DORRIS	3	15.79	3	0
MATTHEW FYFE	10	52.63	10	0
Total	19		19	0
Over Votes	0		0	0
Under Votes	13		13	0
STATE SENATOR DIST 45				
VOTE FOR 1				
NICK MARSHALL	18	100.00	18	0
Total	18		18	0
Over Votes	0		0	0
Under Votes	14		14	0
CIRCUIT COURT CLERK				
VOTE FOR 1				
CHRIS COYLE.	22	100.00	22	0
Total	22		22	0
Over Votes	0		0	0
Under Votes	10		10	0
AUDITOR				
VOTE FOR 1				
CHRISTIAN BARRERA.	16	100.00	16	0
Total	16		16	0
Over Votes	0		0	0
Under Votes	16		16	0
RECORDER				
VOTE FOR 1				
JEFF FREY	11	40.74	11	0
DAVID (YOGI) PARIS	16	59.26	16	0
Total	27		27	0
Over Votes	0		0	0
Under Votes	5		5	0
TREASURER				
VOTE FOR 1				
CATHERINE E TEGART	15	100.00	15	0
Total	15		15	0
Over Votes	0		0	0
Under Votes	17		17	0

0067 UTICA 01

	TOTAL VOTES	%	GROUP-1	GROUP2
SHERIFF				
VOTE FOR 1				
ED BYERS.	8	30.77	8	0
DWIGHT T INGLE.	18	69.23	18	0
Total	26		26	0
Over Votes	0		0	0
Under Votes	6		6	0

UTICA TOWNSHIP TRUSTEE

VOTE FOR 1				
JACKY SNELLING.	26	100.00	26	0
Total	26		26	0
Over Votes	0		0	0
Under Votes	6		6	0

WE, THE UNDERSIGNED, DO HEREBY CERTIFY
 THAT THE ABOVE RESULTS ARE A TRUE AND
 ACCURATE ACCOUNT OF ALL BALLOTS COUNTED
 AND THAT ALL COUNTERS WERE ZERO (0)
 WHEN THE POLLS OPENED AND THAT THE
 ELECTION WAS HELD IN ACCORDANCE WITH
 THE LAWS OF THE STATE.

ELECTION BOARD

ELECTION BOARD

ELECTION BOARD

0068 UTICA 02

	TOTAL VOTES	%	GROUP-1	GROUP2
REGISTERED VOTERS - TOTAL	2,219			
REGISTERED VOTERS - REPUBLICAN	0			
REGISTERED VOTERS - DEMOCRATIC	0			
BALLOTS CAST - TOTAL	232		207	25
BALLOTS CAST - REPUBLICAN	146	62.93	139	7
BALLOTS CAST - DEMOCRATIC	86	37.07	68	18
VOTER TURNOUT - TOTAL		10.46		

0068 UTICA 02

	TOTAL VOTES	%	GROUP-1	GROUP2
US SENATOR				
VOTE FOR 1				
TODD YOUNG	124	100.00	118	6
Total	124		118	6
Over Votes	0		0	0
Under Votes	22		21	1
US REP 9TH CONGRESSIONAL DIST				
VOTE FOR 1				
JIM BAKER	4	2.80	4	0
STU BARNES-ISRAEL.	26	18.18	26	0
J MICHAEL DAVISSON	0		0	0
DAN HEIWIG	0		0	0
ERIN HOUCHIN	47	32.87	42	5
D ERIC SCHANSBERG.	5	3.50	5	0
MIKE SODREL.	58	40.56	57	1
BILL J THOMAS	0		0	0
BRIAN TIBBS.	3	2.10	3	0
Total	143		137	6
Over Votes	0		0	0
Under Votes	3		2	1
STATE SENATOR DIST 45				
VOTE FOR 1				
CHRIS GARTEN	112	100.00	107	5
Total	112		107	5
Over Votes	0		0	0
Under Votes	34		32	2
STATE REP DIST 71				
VOTE FOR 1				
SCOTT HAWKINS	124	100.00	118	6
Total	124		118	6
Over Votes	0		0	0
Under Votes	22		21	1
PROSECUTING ATTORNEY				
VOTE FOR 1				
JEREMY MULL.	123	100.00	117	6
Total	123		117	6
Over Votes	0		0	0
Under Votes	23		22	1
CIRCUIT COURT CLERK				
VOTE FOR 1				
RYAN LYNCH	108	100.00	103	5
Total	108		103	5
Over Votes	0		0	0
Under Votes	38		36	2

0068 UTICA 02

	TOTAL VOTES		GROUP-1	GROUP2
AUDITOR				
VOTE FOR 1				
DANNY YOST	106	100.00	101	5
Total	106		101	5
Over Votes	0		0	0
Under Votes	40		38	2
RECORDER				
VOTE FOR 1				
STEVE GILL	103	100.00	97	6
Total	103		97	6
Over Votes	0		0	0
Under Votes	43		42	1
TREASURER				
VOTE FOR 1				
R MONTY SNELLING	107	100.00	102	5
Total	107		102	5
Over Votes	0		0	0
Under Votes	39		37	2
SHERIFF				
VOTE FOR 1				
SCOTTIE MAPLES	117	100.00	112	5
Total	117		112	5
Over Votes	0		0	0
Under Votes	29		27	2
SURVEYOR				
VOTE FOR 1				
DAVID J RUCKMAN	102	100.00	97	5
Total	102		97	5
Over Votes	0		0	0
Under Votes	44		42	2
ASSESSOR				
VOTE FOR 1				
BUTCH LOVE	109	100.00	104	5
Total	109		104	5
Over Votes	0		0	0
Under Votes	37		35	2
COMMISSIONER DIST 3				
VOTE FOR 1				
BRYAN GLOVER	111	100.00	106	5
Total	111		106	5
Over Votes	0		0	0
Under Votes	35		33	2

0068 UTICA 02

	TOTAL VOTES	%	GROUP-1	GROUP2
COUNCIL MEMBER DIST 4				
VOTE FOR 1				
STEVE DOHERTY	111	100.00	106	5
Total	111		106	5
Over Votes	0		0	0
Under Votes	35		33	2
UTICA TOWNSHIP TRUSTEE				
VOTE FOR 1				
JOHN DURBIN	110	100.00	105	5
Total	110		105	5
Over Votes	0		0	0
Under Votes	36		34	2
UTICA TOWNSHIP BM				
VOTE FOR 3				
KASEY NOEL	109	100.00	104	5
Total	109		104	5
Over Votes	0		0	0
Under Votes	329		313	16
DELEGATES AT-LARGE				
VOTE FOR 16				
TERESA J BALLEW	35	3.47	34	1
AMELIA FAIR	24	2.38	23	1
BRYAN GLOVER	48	4.76	47	1
CECILIA GRADY	18	1.78	15	3
SHAWN R GRADY JR	7	.69	6	1
SHANON GRANT	19	1.88	18	1
RON GROOMS	74	7.33	72	2
FANNIE GRUBBS	19	1.88	18	1
SCOTT HAWKINS	92	9.12	90	2
JACOB HORTON	20	1.98	20	0
GARY LAW	24	2.38	23	1
SHELL LAW	18	1.78	17	1
BUTCH LOVE	38	3.77	37	1
RYAN LYNCH	32	3.17	31	1
SCOTTIE MAPLES	75	7.43	73	2
JOHN L MILLER	27	2.68	27	0
DOLORES Z MORALES	21	2.08	20	1
ELIZABETH G MORALES	20	1.98	19	1
JUAN MORALES BATZ	11	1.09	10	1
JAMEY J NOEL	80	7.93	78	2
RICK ROBERTSON	22	2.18	21	1
CONNIE SELLERS	65	6.44	62	3
GRACE SELLERS	29	2.87	28	1
R MONTY SNELLING	59	5.85	58	1
VICTORIA LOUISE VILLA-REAL	12	1.19	12	0
JENNIFER VOIGNIER	25	2.48	24	1
DANNY YOST	53	5.25	51	2
EDWARD (ED Z) ZASTAWNY	42	4.16	41	1
Total	1,009		975	34
Over Votes	0		0	0
Under Votes	1,327		1,249	78

0068 UTICA 02

	TOTAL VOTES	%	GROUP-1	GROUP2
DELEGATES DIST 3				
VOTE FOR 6				
JOELLEN DOHERTY	54	12.19	53	1
STEVE DOHERTY	80	18.06	78	2
NICHOLAS LEIS	35	7.90	34	1
KASEY NOEL	67	15.12	66	1
CALLIE PAYNE	57	12.87	54	3
ZACH PAYNE	62	14.00	60	2
STEVE WEBB	88	19.86	84	4
Total	443		429	14
Over Votes	0		0	0
Under Votes	433		405	28

0068 UTICA 02

	TOTAL VOTES	%	GROUP-1	GROUP2
US SENATOR				
VOTE FOR 1				
THOMAS M MCDERMOTT JR	70	100.00	55	15
Total	70		55	15
Over Votes	0		0	0
Under Votes	16		13	3
US REP 9TH CONGRESSIONAL DIST				
VOTE FOR 1				
ISAK ASARE	35	42.68	26	9
D LIAM DORRIS	7	8.54	5	2
MATTHEW FYFE	40	48.78	34	6
Total	82		65	17
Over Votes	0		0	0
Under Votes	4		3	1
STATE SENATOR DIST 45				
VOTE FOR 1				
NICK MARSHALL	67	100.00	53	14
Total	67		53	14
Over Votes	0		0	0
Under Votes	19		15	4
STATE REP DIST 71				
VOTE FOR 1				
RITA FLEMING	75	100.00	60	15
Total	75		60	15
Over Votes	0		0	0
Under Votes	11		8	3
CIRCUIT COURT CLERK				
VOTE FOR 1				
CHRIS COYLE.	71	100.00	56	15
Total	71		56	15
Over Votes	0		0	0
Under Votes	15		12	3
AUDITOR				
VOTE FOR 1				
CHRISTIAN BARRERA.	72	100.00	58	14
Total	72		58	14
Over Votes	0		0	0
Under Votes	14		10	4
RECORDER				
VOTE FOR 1				
JEFF FREY	54	67.50	44	10
DAVID (YOGI) PARIS	26	32.50	20	6
Total	80		64	16
Over Votes	1		0	1
Under Votes	5		4	1

0068 UTICA 02

	TOTAL VOTES	%	GROUP-1	GROUP2
TREASURER				
VOTE FOR 1				
CATHERINE E TEGART	70	100.00	57	13
Total	70		57	13
Over Votes	0		0	0
Under Votes	16		11	5
SHERIFF				
VOTE FOR 1				
ED BYERS.	44	53.66	35	9
DWIGHT T INGLE.	38	46.34	31	7
Total	82		66	16
Over Votes	0		0	0
Under Votes	4		2	2
UTICA TWNShP TRUSTEE				
VOTE FOR 1				
JACKY SNELLING.	74	100.00	60	14
Total	74		60	14
Over Votes	0		0	0
Under Votes	12		8	4

WE, THE UNDERSIGNED, DO HEREBY CERTIFY
THAT THE ABOVE RESULTS ARE A TRUE AND
ACCURATE ACCOUNT OF ALL BALLOTS COUNTED
AND THAT ALL COUNTERS WERE ZERO (0)
WHEN THE POLLS OPENED AND THAT THE
ELECTION WAS HELD IN ACCORDANCE WITH
THE LAWS OF THE STATE.

ELECTION BOARD

ELECTION BOARD

ELECTION BOARD

0069 UTICA 03

	TOTAL VOTES	%	GROUP-1	GROUP2
REGISTERED VOTERS - TOTAL	2,149			
REGISTERED VOTERS - REPUBLICAN	0			
REGISTERED VOTERS - DEMOCRATIC	0			
BALLOTS CAST - TOTAL	272		235	37
BALLOTS CAST - REPUBLICAN	191	70.22	169	22
BALLOTS CAST - DEMOCRATIC	81	29.78	66	15
VOTER TURNOUT - TOTAL		12.66		

0069 UTICA 03

	TOTAL VOTES	%	GROUP-1	GROUP2
US SENATOR				
VOTE FOR 1				
TODD YOUNG	165	100.00	144	21
Total	165		144	21
Over Votes	0		0	0
Under Votes	26		25	1

US REP 9TH CONGRESSIONAL DIST

	TOTAL VOTES	%	GROUP-1	GROUP2
VOTE FOR 1				
JIM BAKER	10	5.46	9	1
STU BARNES-ISRAEL	31	16.94	28	3
J MICHAEL DAVISSON	0		0	0
DAN HEIWIG	3	1.64	3	0
ERIN HOUCHIN	59	32.24	50	9
D ERIC SCHANSBERG	6	3.28	6	0
MIKE SODREL	60	32.79	55	5
BILL J THOMAS	0		0	0
BRIAN TIBBS	14	7.65	11	3
Total	183		162	21
Over Votes	3		3	0
Under Votes	5		4	1

STATE SENATOR DIST 45

	TOTAL VOTES	%	GROUP-1	GROUP2
VOTE FOR 1				
CHRIS GARTEN	146	100.00	133	13
Total	146		133	13
Over Votes	0		0	0
Under Votes	45		36	9

STATE REP DIST 71

	TOTAL VOTES	%	GROUP-1	GROUP2
VOTE FOR 1				
SCOTT HAWKINS	160	100.00	145	15
Total	160		145	15
Over Votes	0		0	0
Under Votes	31		24	7

PROSECUTING ATTORNEY

	TOTAL VOTES	%	GROUP-1	GROUP2
VOTE FOR 1				
JEREMY MULL	160	100.00	146	14
Total	160		146	14
Over Votes	0		0	0
Under Votes	31		23	8

CIRCUIT COURT CLERK

	TOTAL VOTES	%	GROUP-1	GROUP2
VOTE FOR 1				
RYAN LYNCH	146	100.00	132	14
Total	146		132	14
Over Votes	0		0	0
Under Votes	45		37	8

0069 UTICA 03

	TOTAL VOTES	%	GROUP-1	GROUP2
AUDITOR				
VOTE FOR 1				
DANNY YOST	145	100.00	131	14
Total	145		131	14
Over Votes	0		0	0
Under Votes	46		38	8
RECORDER				
VOTE FOR 1				
STEVE GILL	140	100.00	126	14
Total	140		126	14
Over Votes	0		0	0
Under Votes	51		43	8
TREASURER				
VOTE FOR 1				
R MONTY SNELLING	145	100.00	131	14
Total	145		131	14
Over Votes	0		0	0
Under Votes	46		38	8
SHERIFF				
VOTE FOR 1				
SCOTTIE MAPLES.	152	100.00	136	16
Total	152		136	16
Over Votes	0		0	0
Under Votes	39		33	6
SURVEYOR				
VOTE FOR 1				
DAVID J RUCKMAN	139	100.00	125	14
Total	139		125	14
Over Votes	0		0	0
Under Votes	52		44	8
ASSESSOR				
VOTE FOR 1				
BUTCH LOVE	143	100.00	128	15
Total	143		128	15
Over Votes	0		0	0
Under Votes	48		41	7
COMMISSIONER DIST 3				
VOTE FOR 1				
BRYAN GLOVER	144	100.00	130	14
Total	144		130	14
Over Votes	0		0	0
Under Votes	47		39	8

0069 UTICA 03

	TOTAL VOTES	%	GROUP-1	GROUP2
COUNCIL MEMBER DIST 4				
VOTE FOR 1				
STEVE DOHERTY	148	100.00	134	14
Total	148		134	14
Over Votes	0		0	0
Under Votes	43		35	8
UTICA TOWNSHIP TRUSTEE				
VOTE FOR 1				
JOHN DURBIN.	146	100.00	132	14
Total	146		132	14
Over Votes	0		0	0
Under Votes	45		37	8
UTICA TOWNSHIP BM				
VOTE FOR 3				
KASEY NOEL	137	100.00	124	13
Total	137		124	13
Over Votes	0		0	0
Under Votes	436		383	53
DELEGATES AT-LARGE				
VOTE FOR 16				
TERESA J BALLEW	44	3.15	37	7
AMELIA FAIR.	31	2.22	29	2
BRYAN GLOVER	70	5.02	65	5
CECILIA GRADY	18	1.29	18	0
SHAWN R GRADY JR	22	1.58	22	0
SHANON GRANT	37	2.65	34	3
RON GROOMS	82	5.88	74	8
FANNIE GRUBBS	34	2.44	32	2
SCOTT HAWKINS	118	8.46	111	7
JACOB HORTON	19	1.36	19	0
GARY LAW.	33	2.37	31	2
SHELL LAW	27	1.94	24	3
BUTCH LOVE	75	5.38	66	9
RYAN LYNCH	41	2.94	39	2
SCOTTIE MAPLES.	117	8.39	107	10
JOHN L MILLER	48	3.44	46	2
DOLORES Z MORALES.	20	1.43	19	1
ELIZABETH G MORALES	25	1.79	24	1
JUAN MORALES BATZ.	12	.86	11	1
JAMEY J NOEL	107	7.67	94	13
RICK ROBERTSON.	20	1.43	20	0
CONNIE SELLERS.	74	5.30	70	4
GRACE SELLERS	41	2.94	40	1
R MONTY SNELLING	83	5.95	76	7
VICTORIA LOUISE VILLA-REAL.	20	1.43	20	0
JENNIFER VOIGNIER.	44	3.15	41	3
DANNY YOST	85	6.09	80	5
EDWARD (ED Z) ZASTAWNY	48	3.44	45	3
Total	1,395		1,294	101
Over Votes	0		0	0
Under Votes	1,661		1,410	251

0069 UTICA 03

	TOTAL VOTES	%	GROUP-1	GROUP2
DELEGATES DIST 3				
VOTE FOR 6				
JOELLEN DOHERTY	76	13.79	70	6
STEVE DOHERTY	95	17.24	88	7
NICHOLAS LEIS	38	6.90	37	1
KASEY NOEL	91	16.52	85	6
CALLIE PAYNE	69	12.52	66	3
ZACH PAYNE	85	15.43	77	8
STEVE WEBB	97	17.60	91	6
Total	551		514	37
Over Votes	6		6	0
Under Votes	589		494	95

0069 UTICA 03

	TOTAL VOTES	%	GROUP-1	GROUP2
US SENATOR				
VOTE FOR 1				
THOMAS M MCDERMOTT JR	74	100.00	59	15
Total	74		59	15
Over Votes	0		0	0
Under Votes	7		7	0
US REP 9TH CONGRESSIONAL DIST				
VOTE FOR 1				
ISAK ASARE	24	32.00	21	3
D LIAM DORRIS	11	14.67	9	2
MATTHEW FYFE	40	53.33	30	10
Total	75		60	15
Over Votes	0		0	0
Under Votes	6		6	0
STATE SENATOR DIST 45				
VOTE FOR 1				
NICK MARSHALL	74	100.00	60	14
Total	74		60	14
Over Votes	0		0	0
Under Votes	7		6	1
STATE REP DIST 71				
VOTE FOR 1				
RITA FLEMING	78	100.00	63	15
Total	78		63	15
Over Votes	0		0	0
Under Votes	3		3	0
CIRCUIT COURT CLERK				
VOTE FOR 1				
CHRIS COYLE.	71	100.00	57	14
Total	71		57	14
Over Votes	0		0	0
Under Votes	10		9	1
AUDITOR				
VOTE FOR 1				
CHRISTIAN BARRERA.	73	100.00	58	15
Total	73		58	15
Over Votes	0		0	0
Under Votes	8		8	0
RECORDER				
VOTE FOR 1				
JEFF FREY	44	57.89	38	6
DAVID (YOGI) PARIS	32	42.11	23	9
Total	76		61	15
Over Votes	1		1	0
Under Votes	4		4	0

0069 UTICA 03

	TOTAL VOTES	%	GROUP-1	GROUP2
TREASURER				
VOTE FOR 1				
CATHERINE E TEGART	74	100.00	59	15
Total	74		59	15
Over Votes	0		0	0
Under Votes	7		7	0
SHERIFF				
VOTE FOR 1				
ED BYERS.	42	53.85	34	8
DWIGHT T INGLE.	36	46.15	29	7
Total	78		63	15
Over Votes	0		0	0
Under Votes	3		3	0
UTICA TWSHP TRUSTEE				
VOTE FOR 1				
JACKY SNELLING.	75	100.00	61	14
Total	75		61	14
Over Votes	0		0	0
Under Votes	6		5	1

WE, THE UNDERSIGNED, DO HEREBY CERTIFY
THAT THE ABOVE RESULTS ARE A TRUE AND
ACCURATE ACCOUNT OF ALL BALLOTS COUNTED
AND THAT ALL COUNTERS WERE ZERO (0)
WHEN THE POLLS OPENED AND THAT THE
ELECTION WAS HELD IN ACCORDANCE WITH
THE LAWS OF THE STATE.

ELECTION BOARD

ELECTION BOARD

ELECTION BOARD

0070 UTICA 04

	TOTAL VOTES	%	GROUP-1	GROUP2
REGISTERED VOTERS - TOTAL	2,326			
REGISTERED VOTERS - REPUBLICAN	0			
REGISTERED VOTERS - DEMOCRATIC	0			
BALLOTS CAST - TOTAL	270		235	35
BALLOTS CAST - REPUBLICAN	168	62.22	147	21
BALLOTS CAST - DEMOCRATIC	102	37.78	88	14
VOTER TURNOUT - TOTAL		11.61		

0070 UTICA 04

	TOTAL VOTES	%	GROUP-1	GROUP2
US SENATOR				
VOTE FOR 1				
TODD YOUNG	139	100.00	123	16
Total	139		123	16
Over Votes	0		0	0
Under Votes	29		24	5
US REP 9TH CONGRESSIONAL DIST				
VOTE FOR 1				
JIM BAKER	16	9.76	15	1
STU BARNES-ISRAEL	27	16.46	22	5
J MICHAEL DAVISSON	3	1.83	2	1
DAN HEIWIG	2	1.22	2	0
ERIN HOUCHIN	38	23.17	33	5
D ERIC SCHANSBERG	13	7.93	12	1
MIKE SODREL	57	34.76	51	6
BILL J THOMAS	0		0	0
BRIAN TIBBS	8	4.88	8	0
Total	164		145	19
Over Votes	0		0	0
Under Votes	4		2	2
STATE SENATOR DIST 45				
VOTE FOR 1				
CHRIS GARTEN	120	100.00	105	15
Total	120		105	15
Over Votes	0		0	0
Under Votes	48		42	6
STATE REP DIST 66				
VOTE FOR 1				
ZACH PAYNE	125	100.00	110	15
Total	125		110	15
Over Votes	0		0	0
Under Votes	43		37	6
PROSECUTING ATTORNEY				
VOTE FOR 1				
JEREMY MULL	143	100.00	125	18
Total	143		125	18
Over Votes	0		0	0
Under Votes	25		22	3
CIRCUIT COURT CLERK				
VOTE FOR 1				
RYAN LYNCH	114	100.00	102	12
Total	114		102	12
Over Votes	0		0	0
Under Votes	54		45	9

0070 UTICA 04

	TOTAL VOTES	%	GROUP-1	GROUP2
AUDITOR				
VOTE FOR 1				
DANNY YOST	115	100.00	100	15
Total	115		100	15
Over Votes	0		0	0
Under Votes	53		47	6
RECORDER				
VOTE FOR 1				
STEVE GILL	115	100.00	102	13
Total	115		102	13
Over Votes	0		0	0
Under Votes	53		45	8
TREASURER				
VOTE FOR 1				
R MONTY SNELLING	115	100.00	104	11
Total	115		104	11
Over Votes	0		0	0
Under Votes	53		43	10
SHERIFF				
VOTE FOR 1				
SCOTTIE MAPLES.	133	100.00	121	12
Total	133		121	12
Over Votes	0		0	0
Under Votes	35		26	9
SURVEYOR				
VOTE FOR 1				
DAVID J RUCKMAN	107	100.00	94	13
Total	107		94	13
Over Votes	0		0	0
Under Votes	61		53	8
ASSESSOR				
VOTE FOR 1				
BUTCH LOVE	120	100.00	105	15
Total	120		105	15
Over Votes	0		0	0
Under Votes	48		42	6
COMMISSIONER DIST 3				
VOTE FOR 1				
BRYAN GLOVER	119	100.00	104	15
Total	119		104	15
Over Votes	0		0	0
Under Votes	49		43	6

0070 UTICA 04

	TOTAL VOTES	%	GROUP-1	GROUP2
COUNCIL MEMBER DIST 4				
VOTE FOR 1				
STEVE DOHERTY	125	100.00	110	15
Total	125		110	15
Over Votes	0		0	0
Under Votes	43		37	6
UTICA TOWNSHIP TRUSTEE				
VOTE FOR 1				
JOHN DURBIN.	116	100.00	102	14
Total	116		102	14
Over Votes	0		0	0
Under Votes	52		45	7
UTICA TOWNSHIP BM				
VOTE FOR 3				
KASEY NOEL	121	100.00	107	14
Total	121		107	14
Over Votes	0		0	0
Under Votes	383		334	49
DELEGATES AT-LARGE				
VOTE FOR 16				
TERESA J BALLEW	22	2.18	20	2
AMELIA FAIR.	23	2.28	23	0
BRYAN GLOVER	41	4.07	35	6
CECILIA GRADY	12	1.19	12	0
SHAWN R GRADY JR	13	1.29	12	1
SHANON GRANT	29	2.88	24	5
RON GROOMS	80	7.94	67	13
FANNIE GRUBBS	20	1.98	20	0
SCOTT HAWKINS	89	8.83	78	11
JACOB HORTON	8	.79	8	0
GARY LAW.	27	2.68	27	0
SHELL LAW	19	1.88	19	0
BUTCH LOVE	53	5.26	48	5
RYAN LYNCH	35	3.47	29	6
SCOTTIE MAPLES.	86	8.53	75	11
JOHN L MILLER	36	3.57	32	4
DOLORES Z MORALES.	12	1.19	8	4
ELIZABETH G MORALES	20	1.98	16	4
JUAN MORALES BATZ.	6	.60	5	1
JAMEY J NOEL	90	8.93	76	14
RICK ROBERTSON.	10	.99	10	0
CONNIE SELLERS.	55	5.46	46	9
GRACE SELLERS	19	1.88	19	0
R MONTY SNELLING	61	6.05	55	6
VICTORIA LOUISE VILLA-REAL.	9	.89	8	1
JENNIFER VOIGNIER.	25	2.48	22	3
DANNY YOST	63	6.25	53	10
EDWARD (ED Z) ZASTAWNY	45	4.46	39	6
Total	1,008		886	122
Over Votes	0		0	0
Under Votes	1,680		1,466	214

0070 UTICA 04

	TOTAL VOTES	%	GROUP-1	GROUP2
DELEGATES DIST 3				
VOTE FOR 6				
JOELLEN DOHERTY	56	11.97	50	6
STEVE DOHERTY	74	15.81	67	7
NICHOLAS LEIS	31	6.62	31	0
KASEY NOEL	79	16.88	69	10
CALLIE PAYNE	58	12.39	50	8
ZACH PAYNE	80	17.09	72	8
STEVE WEBB	90	19.23	81	9
Total	468		420	48
Over Votes	0		0	0
Under Votes	540		462	78

0070 UTICA 04

	TOTAL VOTES	%	GROUP-1	GROUP2
US SENATOR				
VOTE FOR 1				
THOMAS M MCDERMOTT JR	83	100.00	69	14
Total	83		69	14
Over Votes	0		0	0
Under Votes	19		19	0
US REP 9TH CONGRESSIONAL DIST				
VOTE FOR 1				
ISAK ASARE	34	37.36	26	8
D LIAM DORRIS	10	10.99	9	1
MATTHEW FYFE	47	51.65	42	5
Total	91		77	14
Over Votes	0		0	0
Under Votes	11		11	0
STATE SENATOR DIST 45				
VOTE FOR 1				
NICK MARSHALL	81	100.00	68	13
Total	81		68	13
Over Votes	0		0	0
Under Votes	21		20	1
CIRCUIT COURT CLERK				
VOTE FOR 1				
CHRIS COYLE.	83	100.00	70	13
Total	83		70	13
Over Votes	0		0	0
Under Votes	19		18	1
AUDITOR				
VOTE FOR 1				
CHRISTIAN BARRERA.	76	100.00	63	13
Total	76		63	13
Over Votes	0		0	0
Under Votes	26		25	1
RECORDER				
VOTE FOR 1				
JEFF FREY	55	60.44	49	6
DAVID (YOGI) PARIS	36	39.56	30	6
Total	91		79	12
Over Votes	0		0	0
Under Votes	11		9	2
TREASURER				
VOTE FOR 1				
CATHERINE E TEGART	78	100.00	66	12
Total	78		66	12
Over Votes	0		0	0
Under Votes	24		22	2

0070 UTICA 04

	TOTAL VOTES	%	GROUP-1	GROUP2
SHERIFF				
VOTE FOR 1				
ED BYERS.	48	50.53	41	7
DWIGHT T INGLE.	47	49.47	41	6
Total	95		82	13
Over Votes	0		0	0
Under Votes	7		6	1

UTICA TWSHP TRUSTEE

VOTE FOR 1				
JACKY SNELLING.	89	100.00	76	13
Total	89		76	13
Over Votes	0		0	0
Under Votes	13		12	1

WE, THE UNDERSIGNED, DO HEREBY CERTIFY
THAT THE ABOVE RESULTS ARE A TRUE AND
ACCURATE ACCOUNT OF ALL BALLOTS COUNTED
AND THAT ALL COUNTERS WERE ZERO (0)
WHEN THE POLLS OPENED AND THAT THE
ELECTION WAS HELD IN ACCORDANCE WITH
THE LAWS OF THE STATE.

ELECTION BOARD

ELECTION BOARD

ELECTION BOARD

0071 WASHINGTON 01

	TOTAL VOTES	%	GROUP-1	GROUP2
REGISTERED VOTERS - TOTAL	1,312			
REGISTERED VOTERS - REPUBLICAN	0			
REGISTERED VOTERS - DEMOCRATIC	0			
BALLOTS CAST - TOTAL	182		170	12
BALLOTS CAST - REPUBLICAN	140	76.92	135	5
BALLOTS CAST - DEMOCRATIC	42	23.08	35	7
VOTER TURNOUT - TOTAL		13.87		

11
2
3

0071 WASHINGTON 01

	TOTAL VOTES	%	GROUP-1	GROUP2
US SENATOR				
VOTE FOR 1				
TODD YOUNG	113	100.00	108	5
Total	113		108	5
Over Votes	0		0	0
Under Votes	27		27	0

US REP 9TH CONGRESSIONAL DIST

	TOTAL VOTES	%	GROUP-1	GROUP2
VOTE FOR 1				
JIM BAKER	4	2.92	4	0
STU BARNES-ISRAEL	25	18.25	25	0
J MICHAEL DAVISSON	2	1.46	2	0
DAN HEIWIG	1	.73	1	0
ERIN HOUCHIN	36	26.28	33	3
D ERIC SCHANSBERG	2	1.46	2	0
MIKE SODREL	46	33.58	45	1
BILL J THOMAS	0		0	0
BRIAN TIBBS	21	15.33	21	0
Total	137		133	4
Over Votes	1		0	1
Under Votes	2		2	0

STATE SENATOR DIST 45

	TOTAL VOTES	%	GROUP-1	GROUP2
VOTE FOR 1				
CHRIS GARTEN	99	100.00	94	5
Total	99		94	5
Over Votes	0		0	0
Under Votes	41		41	0

STATE REP DIST 66

	TOTAL VOTES	%	GROUP-1	GROUP2
VOTE FOR 1				
ZACH PAYNE	105	100.00	100	5
Total	105		100	5
Over Votes	0		0	0
Under Votes	35		35	0

PROSECUTING ATTORNEY

	TOTAL VOTES	%	GROUP-1	GROUP2
VOTE FOR 1				
JEREMY MULL	100	100.00	95	5
Total	100		95	5
Over Votes	0		0	0
Under Votes	40		40	0

CIRCUIT COURT CLERK

	TOTAL VOTES	%	GROUP-1	GROUP2
VOTE FOR 1				
RYAN LYNCH	97	100.00	93	4
Total	97		93	4
Over Votes	0		0	0
Under Votes	43		42	1

0071 WASHINGTON 01

	TOTAL VOTES	%	GROUP-1	GROUP2
AUDITOR				
VOTE FOR 1				
DANNY YOST	97	100.00	92	5
Total	97		92	5
Over Votes	0		0	0
Under Votes	43		43	0
RECORDER				
VOTE FOR 1				
STEVE GILL	90	100.00	85	5
Total	90		85	5
Over Votes	0		0	0
Under Votes	50		50	0
TREASURER				
VOTE FOR 1				
R MONTY SNELLING	90	100.00	85	5
Total	90		85	5
Over Votes	0		0	0
Under Votes	50		50	0
SHERIFF				
VOTE FOR 1				
SCOTTIE MAPLES.	111	100.00	106	5
Total	111		106	5
Over Votes	0		0	0
Under Votes	29		29	0
SURVEYOR				
VOTE FOR 1				
DAVID J RUCKMAN	88	100.00	83	5
Total	88		83	5
Over Votes	0		0	0
Under Votes	52		52	0
ASSESSOR				
VOTE FOR 1				
BUTCH LOVE	95	100.00	90	5
Total	95		90	5
Over Votes	0		0	0
Under Votes	45		45	0
COMMISSIONER DIST 3				
VOTE FOR 1				
BRYAN GLOVER	94	100.00	89	5
Total	94		89	5
Over Votes	0		0	0
Under Votes	46		46	0

0071 WASHINGTON 01

	TOTAL VOTES	%	GROUP-1	GROUP2
COUNCIL MEMBER DIST 4				
VOTE FOR 1				
STEVE DOHERTY	101	100.00	96	5
Total	101		96	5
Over Votes	0		0	0
Under Votes	39		39	0

WASHINGTON TWNSHP TRUSTEE

VOTE FOR 1				
TODD WEBB	113	100.00	108	5
Total	113		108	5
Over Votes	0		0	0
Under Votes	27		27	0

WASHINGTON TWNSHP BM

VOTE FOR 3				
WILLIAM R DRAPER JR	46	21.40	42	4
RODERICK KELLY HOSTETLER	66	30.70	62	4
AUSTIN WIGGAM	103	47.91	98	5
Total	215		202	13
Over Votes	0		0	0
Under Votes	205		203	2

DELEGATES AT-LARGE

VOTE FOR 16				
TERESA J BALLEW	14	2.17	13	1
AMELIA FAIR.	9	1.40	8	1
BRYAN GLOVER	34	5.27	31	3
CECILIA GRADY	8	1.24	6	2
SHAWN R GRADY JR	8	1.24	6	2
SHANON GRANT	16	2.48	14	2
RON GROOMS	42	6.51	38	4
FANNIE GRUBBS	9	1.40	8	1
SCOTT HAWKINS	26	4.03	25	1
JACOB HORTON	13	2.02	11	2
GARY LAW.	14	2.17	12	2
SHELL LAW	5	.78	5	0
BUTCH LOVE	46	7.13	41	5
RYAN LYNCH	16	2.48	14	2
SCOTTIE MAPLES.	77	11.94	72	5
JOHN L MILLER	18	2.79	16	2
DOLORES Z MORALES.	6	.93	5	1
ELIZABETH G MORALES	6	.93	5	1
JUAN MORALES BATZ.	5	.78	4	1
JAMEY J NOEL	81	12.56	77	4
RICK ROBERTSON.	8	1.24	5	3
CONNIE SELLERS.	27	4.19	25	2
GRACE SELLERS	17	2.64	15	2
R MONTY SNELLING	49	7.60	45	4
VICTORIA LOUISE VILLA-REAL.	2	.31	1	1
JENNIFER VOIGNIER.	30	4.65	27	3
DANNY YOST	49	7.60	45	4
EDWARD (ED Z) ZASTAWNY	10	1.55	10	0
Total	645		584	61
Over Votes	0		0	0
Under Votes	1,595		1,576	19

0071 WASHINGTON 01

	TOTAL VOTES	%	GROUP-1	GROUP2
DELEGATES DIST 3				
VOTE FOR 6				
JOELLEN DOHERTY	31	10.33	28	3
STEVE DOHERTY	60	20.00	55	5
NICHOLAS LEIS	12	4.00	10	2
KASEY NOEL	47	15.67	45	2
CALLIE PAYNE	28	9.33	26	2
ZACH PAYNE	78	26.00	74	4
STEVE WEBB	44	14.67	41	3
Total	300		279	21
Over Votes	0		0	0
Under Votes	540		531	9

0071 WASHINGTON 01

	TOTAL VOTES	%	GROUP-1	GROUP2
US SENATOR				
VOTE FOR 1				
THOMAS M MCDERMOTT JR	32	100.00	28	4
Total	32		28	4
Over Votes	0		0	0
Under Votes	10		7	3
US REP 9TH CONGRESSIONAL DIST				
VOTE FOR 1				
ISAK ASARE	5	15.63	5	0
D LIAM DORRIS	3	9.38	3	0
MATTHEW FYFE	24	75.00	19	5
Total	32		27	5
Over Votes	1		0	1
Under Votes	9		8	1
STATE SENATOR DIST 45				
VOTE FOR 1				
NICK MARSHALL	34	100.00	28	6
Total	34		28	6
Over Votes	0		0	0
Under Votes	8		7	1
CIRCUIT COURT CLERK				
VOTE FOR 1				
CHRIS COYLE.	34	100.00	27	7
Total	34		27	7
Over Votes	0		0	0
Under Votes	8		8	0
AUDITOR				
VOTE FOR 1				
CHRISTIAN BARRERA.	31	100.00	26	5
Total	31		26	5
Over Votes	0		0	0
Under Votes	11		9	2
RECORDER				
VOTE FOR 1				
JEFF FREY	26	68.42	23	3
DAVID (YOGI) PARIS	12	31.58	9	3
Total	38		32	6
Over Votes	0		0	0
Under Votes	4		3	1
TREASURER				
VOTE FOR 1				
CATHERINE E TEGART	32	100.00	26	6
Total	32		26	6
Over Votes	0		0	0
Under Votes	10		9	1

0071 WASHINGTON 01

	TOTAL VOTES	%	GROUP-1	GROUP2
SHERIFF				
VOTE FOR 1				
ED BYERS.	28	73.68	23	5
DWIGHT T INGLE.	10	26.32	9	1
Total	38		32	6
Over Votes	0		0	0
Under Votes	4		3	1

WE, THE UNDERSIGNED, DO HEREBY CERTIFY
THAT THE ABOVE RESULTS ARE A TRUE AND
ACCURATE ACCOUNT OF ALL BALLOTS COUNTED
AND THAT ALL COUNTERS WERE ZERO (0)
WHEN THE POLLS OPENED AND THAT THE
ELECTION WAS HELD IN ACCORDANCE WITH
THE LAWS OF THE STATE.

ELECTION BOARD

ELECTION BOARD

ELECTION BOARD

0072 WOOD 01

	TOTAL VOTES	%	GROUP-1	GROUP2
REGISTERED VOTERS - TOTAL	633			
REGISTERED VOTERS - REPUBLICAN	0			
REGISTERED VOTERS - DEMOCRATIC	0			
BALLOTS CAST - TOTAL	58		52	6
BALLOTS CAST - REPUBLICAN	38	65.52	33	5
BALLOTS CAST - DEMOCRATIC	20	34.48	19	1
VOTER TURNOUT - TOTAL		9.16		

0072 WOOD 01

	TOTAL VOTES	%	GROUP-1	GROUP2
US SENATOR				
VOTE FOR 1				
TODD YOUNG	34	100.00	31	3
Total	34		31	3
Over Votes	0		0	0
Under Votes	4		2	2
US REP 9TH CONGRESSIONAL DIST				
VOTE FOR 1				
JIM BAKER	2	5.41	1	1
STU BARNES-ISRAEL	6	16.22	5	1
J MICHAEL DAVISSON	1	2.70	0	1
DAN HEIWIG	0		0	0
ERIN HOUCHIN	14	37.84	14	0
D ERIC SCHANSBERG	1	2.70	1	0
MIKE SODREL	12	32.43	10	2
BILL J THOMAS	1	2.70	1	0
BRIAN TIBBS	0		0	0
Total	37		32	5
Over Votes	0		0	0
Under Votes	1		1	0
STATE SENATOR DIST 45				
VOTE FOR 1				
CHRIS GARTEN	34	100.00	31	3
Total	34		31	3
Over Votes	0		0	0
Under Votes	4		2	2
STATE REP DIST 70				
VOTE FOR 1				
KAREN ENGLEMAN	32	100.00	29	3
Total	32		29	3
Over Votes	0		0	0
Under Votes	6		4	2
PROSECUTING ATTORNEY				
VOTE FOR 1				
JEREMY MULL	36	100.00	32	4
Total	36		32	4
Over Votes	0		0	0
Under Votes	2		1	1
CIRCUIT COURT CLERK				
VOTE FOR 1				
RYAN LYNCH	32	100.00	28	4
Total	32		28	4
Over Votes	0		0	0
Under Votes	6		5	1

0072 WOOD 01

	TOTAL VOTES	%	GROUP-1	GROUP2
AUDITOR				
VOTE FOR 1				
DANNY YOST	30	100.00	27	3
Total	30		27	3
Over Votes	0		0	0
Under Votes	8		6	2
RECORDER				
VOTE FOR 1				
STEVE GILL	28	100.00	26	2
Total	28		26	2
Over Votes	0		0	0
Under Votes	10		7	3
TREASURER				
VOTE FOR 1				
R MONTY SNELLING	30	100.00	27	3
Total	30		27	3
Over Votes	0		0	0
Under Votes	8		6	2
SHERIFF				
VOTE FOR 1				
SCOTTIE MAPLES.	28	100.00	25	3
Total	28		25	3
Over Votes	0		0	0
Under Votes	10		8	2
SURVEYOR				
VOTE FOR 1				
DAVID J RUCKMAN	29	100.00	26	3
Total	29		26	3
Over Votes	0		0	0
Under Votes	9		7	2
ASSESSOR				
VOTE FOR 1				
BUTCH LOVE	27	100.00	25	2
Total	27		25	2
Over Votes	0		0	0
Under Votes	11		8	3
COMMISSIONER DIST 3				
VOTE FOR 1				
BRYAN GLOVER	28	100.00	25	3
Total	28		25	3
Over Votes	0		0	0
Under Votes	10		8	2

0072 WOOD 01

	TOTAL VOTES	%	GROUP-1	GROUP2
COUNCIL MEMBER DIST 3				
VOTE FOR 1				
BRIAN LENFERT	33	100.00	30	3
Total	33		30	3
Over Votes	0		0	0
Under Votes	5		3	2
WOOD TOWNSHIP TRUSTEE				
VOTE FOR 1				
IRENE (RENIE) COFFMAN	31	100.00	28	3
Total	31		28	3
Over Votes	0		0	0
Under Votes	7		5	2
WOOD TOWNSHIP BM				
VOTE FOR 3				
JIMMY HOFFMAN	20	30.30	17	3
LISA NALE	24	36.36	21	3
JOSH SMALLEY	22	33.33	20	2
Total	66		58	8
Over Votes	0		0	0
Under Votes	48		41	7
DELEGATES AT-LARGE				
VOTE FOR 16				
TERESA J BALLEW	8	3.79	7	1
AMELIA FAIR.	6	2.84	6	0
BRYAN GLOVER	10	4.74	10	0
CECILIA GRADY	4	1.90	4	0
SHAWN R GRADY JR	6	2.84	6	0
SHANON GRANT	3	1.42	3	0
RON GROOMS	12	5.69	10	2
FANNIE GRUBBS	3	1.42	3	0
SCOTT HAWKINS	7	3.32	7	0
JACOB HORTON	6	2.84	6	0
GARY LAW.	5	2.37	5	0
SHELL LAW	1	.47	1	0
BUTCH LOVE	6	2.84	5	1
RYAN LYNCH	9	4.27	8	1
SCOTTIE MAPLES.	16	7.58	14	2
JOHN L MILLER	8	3.79	8	0
DOLORES Z MORALES.	4	1.90	3	1
ELIZABETH G MORALES	3	1.42	2	1
JUAN MORALES BATZ.	1	.47	1	0
JAMEY J NOEL	14	6.64	12	2
RICK ROBERTSON	7	3.32	6	1
CONNIE SELLERS.	17	8.06	14	3
GRACE SELLERS	10	4.74	9	1
R MONTY SNELLING	12	5.69	11	1
VICTORIA LOUISE VILLA-REAL.	7	3.32	6	1
JENNIFER VOIGNIER.	6	2.84	6	0
DANNY YOST	17	8.06	16	1
EDWARD (ED Z) ZASTAWNY	3	1.42	3	0
Total	211		192	19
Over Votes	0		0	0
Under Votes	397		336	61

0072 WOOD 01

	TOTAL VOTES	%	GROUP-1	GROUP2
US SENATOR				
VOTE FOR 1				
THOMAS M MCDERMOTT JR	15	100.00	14	1
Total	15		14	1
Over Votes	0		0	0
Under Votes	5		5	0
US REP 9TH CONGRESSIONAL DIST				
VOTE FOR 1				
ISAK ASARE	2	11.76	2	0
D LIAM DORRIS	3	17.65	3	0
MATTHEW FYFE	12	70.59	11	1
Total	17		16	1
Over Votes	0		0	0
Under Votes	3		3	0
STATE SENATOR DIST 45				
VOTE FOR 1				
NICK MARSHALL	16	100.00	15	1
Total	16		15	1
Over Votes	0		0	0
Under Votes	4		4	0
STATE REP DIST 70				
VOTE FOR 1				
JASON JOE SHEMANSKI	19	100.00	18	1
Total	19		18	1
Over Votes	0		0	0
Under Votes	1		1	0
CIRCUIT COURT CLERK				
VOTE FOR 1				
CHRIS COYLE.	14	100.00	13	1
Total	14		13	1
Over Votes	0		0	0
Under Votes	6		6	0
AUDITOR				
VOTE FOR 1				
CHRISTIAN BARRERA.	15	100.00	14	1
Total	15		14	1
Over Votes	0		0	0
Under Votes	5		5	0
RECORDER				
VOTE FOR 1				
JEFF FREY	8	53.33	7	1
DAVID (YOGI) PARIS	7	46.67	7	0
Total	15		14	1
Over Votes	0		0	0
Under Votes	5		5	0

0072 WOOD 01

	TOTAL VOTES	%	GROUP-1	GROUP2
TREASURER				
VOTE FOR 1				
CATHERINE E TEGART	13	100.00	12	1
Total	13		12	1
Over Votes	0		0	0
Under Votes	7		7	0
SHERIFF				
VOTE FOR 1				
ED BYERS.	8	42.11	7	1
DWIGHT T INGLE.	11	57.89	11	0
Total	19		18	1
Over Votes	0		0	0
Under Votes	1		1	0
COUNCIL MEMBER DIST 3				
VOTE FOR 1				
RICK CANNON.	14	100.00	13	1
Total	14		13	1
Over Votes	0		0	0
Under Votes	6		6	0
WOOD TWNSHP TRUSTEE				
VOTE FOR 1				
DAVID (BIG DAVE) PETERSON	18	100.00	17	1
Total	18		17	1
Over Votes	0		0	0
Under Votes	2		2	0
WOOD TWNSHP BM				
VOTE FOR 3				
KEVIN J AKERS	16	57.14	15	1
ERNEST RAAB.	12	42.86	12	0
Total	28		27	1
Over Votes	0		0	0
Under Votes	32		30	2

WE, THE UNDERSIGNED, DO HEREBY CERTIFY THAT THE ABOVE RESULTS ARE A TRUE AND ACCURATE ACCOUNT OF ALL BALLOTS COUNTED AND THAT ALL COUNTERS WERE ZERO (0) WHEN THE POLLS OPENED AND THAT THE ELECTION WAS HELD IN ACCORDANCE WITH THE LAWS OF THE STATE.

ELECTION BOARD

ELECTION BOARD

ELECTION BOARD

0073 WOOD 02

	TOTAL VOTES	%	GROUP-1	GROUP2
REGISTERED VOTERS - TOTAL	1,205			
REGISTERED VOTERS - REPUBLICAN	0			
REGISTERED VOTERS - DEMOCRATIC	0			
BALLOTS CAST - TOTAL	171		161	10
BALLOTS CAST - REPUBLICAN	119	69.59	113	6
BALLOTS CAST - DEMOCRATIC	52	30.41	48	4
VOTER TURNOUT - TOTAL		14.19		

0073 WOOD 02

	TOTAL VOTES	%	GROUP-1	GROUP2
US SENATOR				
VOTE FOR 1				
TODD YOUNG	95	100.00	89	6
Total	95		89	6
Over Votes	0		0	0
Under Votes	24		24	0

US REP 9TH CONGRESSIONAL DIST

	TOTAL VOTES	%	GROUP-1	GROUP2
VOTE FOR 1				
JIM BAKER	5	4.31	5	0
STU BARNES-ISRAEL.	29	25.00	28	1
J MICHAEL DAVISSON	2	1.72	2	0
DAN HEIWIG	1	.86	1	0
ERIN HOUCHIN	41	35.34	36	5
D ERIC SCHANSBERG.	2	1.72	2	0
MIKE SODREL.	33	28.45	33	0
BILL J THOMAS	0		0	0
BRIAN TIBBS.	3	2.59	3	0
Total	116		110	6
Over Votes	0		0	0
Under Votes	3		3	0

STATE SENATOR DIST 45

	TOTAL VOTES	%	GROUP-1	GROUP2
VOTE FOR 1				
CHRIS GARTEN	89	100.00	84	5
Total	89		84	5
Over Votes	0		0	0
Under Votes	30		29	1

STATE REP DIST 70

	TOTAL VOTES	%	GROUP-1	GROUP2
VOTE FOR 1				
KAREN ENGLEMAN.	85	100.00	80	5
Total	85		80	5
Over Votes	0		0	0
Under Votes	34		33	1

PROSECUTING ATTORNEY

	TOTAL VOTES	%	GROUP-1	GROUP2
VOTE FOR 1				
JEREMY MULL.	101	100.00	95	6
Total	101		95	6
Over Votes	0		0	0
Under Votes	18		18	0

CIRCUIT COURT CLERK

	TOTAL VOTES	%	GROUP-1	GROUP2
VOTE FOR 1				
RYAN LYNCH	84	100.00	79	5
Total	84		79	5
Over Votes	0		0	0
Under Votes	35		34	1

0073 WOOD 02

	TOTAL VOTES	%	GROUP-1	GROUP2
AUDITOR				
VOTE FOR 1				
DANNY YOST	86	100.00	81	5
Total	86		81	5
Over Votes	0		0	0
Under Votes	33		32	1
RECORDER				
VOTE FOR 1				
STEVE GILL	84	100.00	79	5
Total	84		79	5
Over Votes	0		0	0
Under Votes	35		34	1
TREASURER				
VOTE FOR 1				
R MONTY SNELLING	82	100.00	77	5
Total	82		77	5
Over Votes	0		0	0
Under Votes	37		36	1
SHERIFF				
VOTE FOR 1				
SCOTTIE MAPLES.	90	100.00	85	5
Total	90		85	5
Over Votes	0		0	0
Under Votes	29		28	1
SURVEYOR				
VOTE FOR 1				
DAVID J RUCKMAN	83	100.00	78	5
Total	83		78	5
Over Votes	0		0	0
Under Votes	36		35	1
ASSESSOR				
VOTE FOR 1				
BUTCH LOVE	80	100.00	75	5
Total	80		75	5
Over Votes	0		0	0
Under Votes	39		38	1
COMMISSIONER DIST 3				
VOTE FOR 1				
BRYAN GLOVER	81	100.00	76	5
Total	81		76	5
Over Votes	0		0	0
Under Votes	38		37	1

0073 WOOD 02

	TOTAL VOTES	%	GROUP-1	GROUP2
COUNCIL MEMBER DIST 3				
VOTE FOR 1				
BRIAN LENFERT	83	100.00	78	5
Total	83		78	5
Over Votes	0		0	0
Under Votes	36		35	1
WOOD TWNSHP TRUSTEE				
VOTE FOR 1				
IRENE (RENIE) COFFMAN	88	100.00	83	5
Total	88		83	5
Over Votes	0		0	0
Under Votes	31		30	1
WOOD TWNSHP BM				
VOTE FOR 3				
JIMMY HOFFMAN	56	27.32	51	5
LISA NALE	87	42.44	83	4
JOSH SMALLEY	62	30.24	57	5
Total	205		191	14
Over Votes	0		0	0
Under Votes	152		148	4
DELEGATES AT-LARGE				
VOTE FOR 16				
TERESA J BALLEW	21	3.32	19	2
AMELIA FAIR.	19	3.00	17	2
BRYAN GLOVER	30	4.74	26	4
CECILIA GRADY	14	2.21	13	1
SHAWN R GRADY JR	7	1.11	6	1
SHANON GRANT	10	1.58	7	3
RON GROOMS	39	6.16	36	3
FANNIE GRUBBS	24	3.79	21	3
SCOTT HAWKINS	23	3.63	20	3
JACOB HORTON	12	1.90	10	2
GARY LAW.	14	2.21	11	3
SHELL LAW	9	1.42	8	1
BUTCH LOVE	37	5.85	32	5
RYAN LYNCH	21	3.32	15	6
SCOTTIE MAPLES.	58	9.16	53	5
JOHN L MILLER	19	3.00	15	4
DOLORES Z MORALES.	12	1.90	12	0
ELIZABETH G MORALES	10	1.58	9	1
JUAN MORALES BATZ.	6	.95	5	1
JAMEY J NOEL	55	8.69	50	5
RICK ROBERTSON.	9	1.42	8	1
CONNIE SELLERS.	44	6.95	40	4
GRACE SELLERS	15	2.37	14	1
R MONTY SNELLING	37	5.85	34	3
VICTORIA LOUISE VILLA-REAL.	8	1.26	8	0
JENNIFER VOIGNIER.	20	3.16	19	1
DANNY YOST	48	7.58	44	4
EDWARD (ED Z) ZASTAWNY	12	1.90	10	2
Total	633		562	71
Over Votes	0		0	0
Under Votes	1,271		1,246	25

0073 WOOD 02

	TOTAL VOTES	%	GROUP-1	GROUP2
US SENATOR				
VOTE FOR 1				
THOMAS M MCDERMOTT JR	34	100.00	31	3
Total	34		31	3
Over Votes	0		0	0
Under Votes	18		17	1
US REP 9TH CONGRESSIONAL DIST				
VOTE FOR 1				
ISAK ASARE	3	6.98	3	0
D LIAM DORRIS	8	18.60	7	1
MATTHEW FYFE	32	74.42	29	3
Total	43		39	4
Over Votes	0		0	0
Under Votes	9		9	0
STATE SENATOR DIST 45				
VOTE FOR 1				
NICK MARSHALL	37	100.00	33	4
Total	37		33	4
Over Votes	0		0	0
Under Votes	15		15	0
STATE REP DIST 70				
VOTE FOR 1				
JASON JOE SHEMANSKI	43	100.00	39	4
Total	43		39	4
Over Votes	0		0	0
Under Votes	9		9	0
CIRCUIT COURT CLERK				
VOTE FOR 1				
CHRIS COYLE.	40	100.00	36	4
Total	40		36	4
Over Votes	0		0	0
Under Votes	12		12	0
AUDITOR				
VOTE FOR 1				
CHRISTIAN BARRERA.	36	100.00	33	3
Total	36		33	3
Over Votes	0		0	0
Under Votes	16		15	1
RECORDER				
VOTE FOR 1				
JEFF FREY	24	58.54	23	1
DAVID (YOGI) PARIS	17	41.46	14	3
Total	41		37	4
Over Votes	0		0	0
Under Votes	11		11	0

0073 WOOD 02

	TOTAL VOTES	%	GROUP-1	GROUP2
TREASURER				
VOTE FOR 1				
CATHERINE E TEGART	36	100.00	33	3
Total	36		33	3
Over Votes	0		0	0
Under Votes	16		15	1
SHERIFF				
VOTE FOR 1				
ED BYERS.	11	24.44	8	3
DWIGHT T INGLE.	34	75.56	33	1
Total	45		41	4
Over Votes	0		0	0
Under Votes	7		7	0
COUNCIL MEMBER DIST 3				
VOTE FOR 1				
RICK CANNON.	35	100.00	32	3
Total	35		32	3
Over Votes	0		0	0
Under Votes	17		16	1
WOOD TWSHP TRUSTEE				
VOTE FOR 1				
DAVID (BIG DAVE) PETERSON	40	100.00	37	3
Total	40		37	3
Over Votes	0		0	0
Under Votes	12		11	1
WOOD TWSHP BM				
VOTE FOR 3				
KEVIN J AKERS	38	48.72	34	4
ERNEST RAAB.	40	51.28	37	3
Total	78		71	7
Over Votes	0		0	0
Under Votes	78		73	5

WE, THE UNDERSIGNED, DO HEREBY CERTIFY
 THAT THE ABOVE RESULTS ARE A TRUE AND
 ACCURATE ACCOUNT OF ALL BALLOTS COUNTED
 AND THAT ALL COUNTERS WERE ZERO (0)
 WHEN THE POLLS OPENED AND THAT THE
 ELECTION WAS HELD IN ACCORDANCE WITH
 THE LAWS OF THE STATE.

 ELECTION BOARD

 ELECTION BOARD

 ELECTION BOARD

0074 WOOD 03

	TOTAL VOTES	%	GROUP-1	GROUP2
REGISTERED VOTERS - TOTAL	410			
REGISTERED VOTERS - REPUBLICAN	0			
REGISTERED VOTERS - DEMOCRATIC	0			
BALLOTS CAST - TOTAL	82		75	7
BALLOTS CAST - REPUBLICAN	63	76.83	60	3
BALLOTS CAST - DEMOCRATIC	19	23.17	15	4
VOTER TURNOUT - TOTAL		20.00		

0074 WOOD 03

	TOTAL VOTES	%	GROUP-1	GROUP2
US SENATOR				
VOTE FOR 1				
TODD YOUNG	50	100.00	47	3
Total	50		47	3
Over Votes	0		0	0
Under Votes	13		13	0
US REP 9TH CONGRESSIONAL DIST				
VOTE FOR 1				
JIM BAKER	3	4.92	3	0
STU BARNES-ISRAEL	10	16.39	10	0
J MICHAEL DAVISSON	1	1.64	1	0
DAN HEIWIG	0		0	0
ERIN HOUCHIN	19	31.15	19	0
D ERIC SCHANSBERG	3	4.92	1	2
MIKE SODREL	25	40.98	24	1
BILL J THOMAS	0		0	0
BRIAN TIBBS	0		0	0
Total	61		58	3
Over Votes	0		0	0
Under Votes	2		2	0
STATE SENATOR DIST 45				
VOTE FOR 1				
CHRIS GARTEN	49	100.00	47	2
Total	49		47	2
Over Votes	0		0	0
Under Votes	14		13	1
STATE REP DIST 70				
VOTE FOR 1				
KAREN ENGLEMAN	50	100.00	48	2
Total	50		48	2
Over Votes	0		0	0
Under Votes	13		12	1
PROSECUTING ATTORNEY				
VOTE FOR 1				
JEREMY MULL	51	100.00	49	2
Total	51		49	2
Over Votes	0		0	0
Under Votes	12		11	1
CIRCUIT COURT CLERK				
VOTE FOR 1				
RYAN LYNCH	48	100.00	46	2
Total	48		46	2
Over Votes	0		0	0
Under Votes	15		14	1

0074 WOOD 03

	TOTAL VOTES	%	GROUP-1	GROUP2
AUDITOR				
VOTE FOR 1				
DANNY YOST	44	100.00	42	2
Total	44		42	2
Over Votes	0		0	0
Under Votes	19		18	1
RECORDER				
VOTE FOR 1				
STEVE GILL	44	100.00	42	2
Total	44		42	2
Over Votes	0		0	0
Under Votes	19		18	1
TREASURER				
VOTE FOR 1				
R MONTY SNELLING	46	100.00	44	2
Total	46		44	2
Over Votes	0		0	0
Under Votes	17		16	1
SHERIFF				
VOTE FOR 1				
SCOTTIE MAPLES.	48	100.00	46	2
Total	48		46	2
Over Votes	0		0	0
Under Votes	15		14	1
SURVEYOR				
VOTE FOR 1				
DAVID J RUCKMAN	48	100.00	45	3
Total	48		45	3
Over Votes	0		0	0
Under Votes	15		15	0
ASSESSOR				
VOTE FOR 1				
BUTCH LOVE	44	100.00	42	2
Total	44		42	2
Over Votes	0		0	0
Under Votes	19		18	1
COMMISSIONER DIST 3				
VOTE FOR 1				
BRYAN GLOVER	46	100.00	44	2
Total	46		44	2
Over Votes	0		0	0
Under Votes	17		16	1

0074 WOOD 03

	TOTAL VOTES	%	GROUP-1	GROUP2
COUNCIL MEMBER DIST 3				
VOTE FOR 1				
BRIAN LENFERT	46	100.00	44	2
Total	46		44	2
Over Votes	0		0	0
Under Votes	17		16	1
WOOD TWNSHP TRUSTEE				
VOTE FOR 1				
IRENE (RENIE) COFFMAN	48	100.00	46	2
Total	48		46	2
Over Votes	0		0	0
Under Votes	15		14	1
WOOD TWNSHP BM				
VOTE FOR 3				
JIMMY HOFFMAN	31	32.29	30	1
LISA NALE	41	42.71	39	2
JOSH SMALLEY	24	25.00	23	1
Total	96		92	4
Over Votes	0		0	0
Under Votes	93		88	5
DELEGATES AT-LARGE				
VOTE FOR 16				
TERESA J BALLEW	13	4.30	11	2
AMELIA FAIR.	2	.66	2	0
BRYAN GLOVER	14	4.64	12	2
CECILIA GRADY	4	1.32	4	0
SHAWN R GRADY JR	6	1.99	6	0
SHANON GRANT	1	.33	1	0
RON GROOMS	26	8.61	24	2
FANNIE GRUBBS	5	1.66	5	0
SCOTT HAWKINS	8	2.65	7	1
JACOB HORTON	1	.33	1	0
GARY LAW.	4	1.32	4	0
SHELL LAW	2	.66	2	0
BUTCH LOVE	14	4.64	12	2
RYAN LYNCH	11	3.64	9	2
SCOTTIE MAPLES.	29	9.60	27	2
JOHN L MILLER	12	3.97	12	0
DOLORES Z MORALES.	5	1.66	5	0
ELIZABETH G MORALES	7	2.32	7	0
JUAN MORALES BATZ.	2	.66	2	0
JAMEY J NOEL	33	10.93	32	1
RICK ROBERTSON.	8	2.65	8	0
CONNIE SELLERS.	23	7.62	21	2
GRACE SELLERS	5	1.66	5	0
R MONTY SNEILING	20	6.62	18	2
VICTORIA LOUISE VILLA-REAL.	2	.66	2	0
JENNIFER VOIGNIER.	9	2.98	9	0
DANNY YOST	29	9.60	28	1
EDWARD (ED Z) ZASTAWNY	7	2.32	7	0
Total	302		283	19
Over Votes	0		0	0
Under Votes	706		677	29

0074 WOOD 03

	TOTAL VOTES	%	GROUP-1	GROUP2
US SENATOR				
VOTE FOR 1				
THOMAS M MCDERMOTT JR	18	100.00	14	4
Total	18		14	4
Over Votes	0		0	0
Under Votes	1		1	0
US REP 9TH CONGRESSIONAL DIST				
VOTE FOR 1				
ISAK ASARE	0		0	0
D LIAM DORRIS	3	16.67	3	0
MATTHEW FYFE	15	83.33	11	4
Total	18		14	4
Over Votes	0		0	0
Under Votes	1		1	0
STATE SENATOR DIST 45				
VOTE FOR 1				
NICK MARSHALL	18	100.00	14	4
Total	18		14	4
Over Votes	0		0	0
Under Votes	1		1	0
STATE REP DIST 70				
VOTE FOR 1				
JASON JOE SHEMANSKI	18	100.00	14	4
Total	18		14	4
Over Votes	0		0	0
Under Votes	1		1	0
CIRCUIT COURT CLERK				
VOTE FOR 1				
CHRIS COYLE	18	100.00	14	4
Total	18		14	4
Over Votes	0		0	0
Under Votes	1		1	0
AUDITOR				
VOTE FOR 1				
CHRISTIAN BARRERA	18	100.00	14	4
Total	18		14	4
Over Votes	0		0	0
Under Votes	1		1	0
RECORDER				
VOTE FOR 1				
JEFF FREY	7	38.89	7	0
DAVID (YOGI) PARIS	11	61.11	7	4
Total	18		14	4
Over Votes	0		0	0
Under Votes	1		1	0


0074 WOOD 03


	TOTAL VOTES	%	GROUP-1	GROUP2
TREASURER				
VOTE FOR 1				
CATHERINE E TEGART	17	100.00	13	4
Total	17		13	4
Over Votes	0		0	0
Under Votes	2		2	0
SHERIFF				
VOTE FOR 1				
ED BYERS.	8	44.44	4	4
DWIGHT T INGLE.	10	55.56	10	0
Total	18		14	4
Over Votes	0		0	0
Under Votes	1		1	0
COUNCIL MEMBER DIST 3				
VOTE FOR 1				
RICK CANNON.	17	100.00	13	4
Total	17		13	4
Over Votes	0		0	0
Under Votes	2		2	0
WOOD TWNSHP TRUSTEE				
VOTE FOR 1				
DAVID (BIG DAVE) PETERSON	18	100.00	14	4
Total	18		14	4
Over Votes	0		0	0
Under Votes	1		1	0
WOOD TWNSHP BM				
VOTE FOR 3				
KEVIN J AKERS	13	43.33	9	4
ERNEST RAAB.	17	56.67	13	4
Total	30		22	8
Over Votes	0		0	0
Under Votes	27		23	4
COMMITTEEMAN WOOD 03				
VOTE FOR 1				
NORMAN J MILLER	8	42.11	8	0
JOANN M SULLIVAN	11	57.89	7	4
Total	19		15	4
Over Votes	0		0	0
Under Votes	0		0	0


0074 WOOD 03

TOTAL VOTES	%	GROUP-1	GROUP2
-------------	---	---------	--------

WE, THE UNDERSIGNED, DO HEREBY CERTIFY THAT THE ABOVE RESULTS ARE A TRUE AND ACCURATE ACCOUNT OF ALL BALLOTS COUNTED AND THAT ALL COUNTERS WERE ZERO (0) WHEN THE POLLS OPENED AND THAT THE ELECTION WAS HELD IN ACCORDANCE WITH THE LAWS OF THE STATE.


ELECTION BOARD


ELECTION BOARD


ELECTION BOARD