

	TOTAL VOTES	%	GROUP-1	GROUP2
PRECINCTS COUNTED (OF 74)	74	100.00		
REGISTERED VOTERS - TOTAL	97,641			
REGISTERED VOTERS - REPUBLICAN	0			
REGISTERED VOTERS - DEMOCRATIC	0			
BALLOTS CAST - TOTAL.	10,520		9,116	1,404
BALLOTS CAST - REPUBLICAN	6,718	63.86	6,118	600
BALLOTS CAST - DEMOCRATIC	3,802	36.14	2,998	804
VOTER TURNOUT - TOTAL		10.77		

	TOTAL VOTES	%	GROUP-1	GROUP2
US SENATOR				
VOTE FOR 1				
TODD YOUNG	5,683	100.00	5,200	483
Over Votes	0		0	0
Under Votes	1,035		918	117
US REP 9TH CONGRESSIONAL DIST				
VOTE FOR 1				
JIM BAKER	366	5.54	336	30
STU BARNES-ISRAEL.	1,389	21.03	1,322	67
J MICHAEL DAVISSON	58	.88	51	7
DAN HEIWIG	57	.86	47	10
ERIN HOUCHIN	1,920	29.07	1,722	198
D ERIC SCHANSBERG.	311	4.71	280	31
MIKE SODREL.	2,006	30.38	1,796	210
BILL J THOMAS	35	.53	32	3
BRIAN TIBBS.	462	7.00	440	22
Over Votes	12		8	4
Under Votes	102		84	18
STATE SENATOR DIST 45				
VOTE FOR 1				
CHRIS GARTEN	5,149	100.00	4,707	442
Over Votes	0		0	0
Under Votes	1,569		1,411	158
STATE REP DIST 66				
VOTE FOR 1				
ZACH PAYNE	2,551	100.00	2,374	177
Over Votes	0		0	0
Under Votes	648		605	43
STATE REP DIST 70				
VOTE FOR 1				
KAREN ENGLEMAN.	495	100.00	456	39
Over Votes	0		0	0
Under Votes	137		122	15
STATE REP DIST 71				
VOTE FOR 1				
SCOTT HAWKINS	2,348	100.00	2,093	255
Over Votes	0		0	0
Under Votes	539		468	71
PROSECUTING ATTORNEY				
VOTE FOR 1				
JEREMY MULL.	5,533	100.00	5,045	488
Over Votes	0		0	0
Under Votes	1,185		1,073	112

	TOTAL VOTES	%	GROUP-1	GROUP2
CIRCUIT COURT CLERK				
VOTE FOR 1				
RYAN LYNCH	5,060	100.00	4,626	434
Over Votes	0		0	0
Under Votes	1,658		1,492	166
AUDITOR				
VOTE FOR 1				
DANNY YOST	5,070	100.00	4,637	433
Over Votes	0		0	0
Under Votes	1,648		1,481	167
RECORDER				
VOTE FOR 1				
STEVE GILL	4,864	100.00	4,454	410
Over Votes	0		0	0
Under Votes	1,854		1,664	190
TREASURER				
VOTE FOR 1				
R MONTY SNELLING	4,937	100.00	4,517	420
Over Votes	0		0	0
Under Votes	1,781		1,601	180
SHERIFF				
VOTE FOR 1				
SCOTTIE MAPLES.	5,496	100.00	5,025	471
Over Votes	0		0	0
Under Votes	1,222		1,093	129
SURVEYOR				
VOTE FOR 1				
DAVID J RUCKMAN	4,725	100.00	4,325	400
Over Votes	0		0	0
Under Votes	1,993		1,793	200
ASSESSOR				
VOTE FOR 1				
BUTCH LOVE	4,944	100.00	4,511	433
Over Votes	0		0	0
Under Votes	1,774		1,607	167
COMMISSIONER DIST 3				
VOTE FOR 1				
BRYAN GLOVER	4,937	100.00	4,519	418
Over Votes	0		0	0
Under Votes	1,781		1,599	182

	TOTAL VOTES	%	GROUP-1	GROUP2
COUNCIL MEMBER DIST 1				
VOTE FOR 1				
SHANON GRANT	859	100.00	759	100
Over Votes	0		0	0
Under Votes	323		288	35
COUNCIL MEMBER DIST 2				
VOTE FOR 1				
DARCI SCHILLER.	886	100.00	784	102
Over Votes	0		0	0
Under Votes	287		240	47
COUNCIL MEMBER DIST 3				
VOTE FOR 1				
BRIAN LENFERT	1,647	100.00	1,535	112
Over Votes	0		0	0
Under Votes	523		479	44
COUNCIL MEMBER DIST 4				
VOTE FOR 1				
STEVE DOHERTY	1,654	100.00	1,541	113
Over Votes	0		0	0
Under Votes	539		492	47
BETHLEHEM TOWNSHIP TRUSTEE				
VOTE FOR 1				
MARK MEYER	19	100.00	17	2
Over Votes	0		0	0
Under Votes	2		2	0
CARR TOWNSHIP TRUSTEE				
VOTE FOR 1				
BARBARA ANN REYNOLDS.	304	100.00	276	28
Over Votes	0		0	0
Under Votes	108		96	12
CHARLESTOWN TOWNSHIP TRUSTEE				
VOTE FOR 1				
TOM KENDRICK	826	100.00	763	63
Over Votes	0		0	0
Under Votes	212		196	16
MONROE TOWNSHIP TRUSTEE				
VOTE FOR 1				
JAMES ALLEN BOTTORFF.	399	100.00	385	14
Over Votes	0		0	0
Under Votes	79		77	2

	TOTAL VOTES	%	GROUP-1	GROUP2
OWEN TOWNSHIP TRUSTEE				
VOTE FOR 1				
BRITTANY G JONES-KINDER.	84	100.00	79	5
Over Votes	0		0	0
Under Votes	10		10	0
SILVER CREEK TOWNSHIP TRUSTEE				
VOTE FOR 1				
BILLY RAMSER	653	100.00	599	54
Over Votes	0		0	0
Under Votes	157		137	20
UNION TOWNSHIP TRUSTEE				
VOTE FOR 1				
GREG ALEXANDER.	200	100.00	192	8
Over Votes	0		0	0
Under Votes	50		46	4
UTICA TOWNSHIP TRUSTEE				
VOTE FOR 1				
JOHN DURBIN.	405	100.00	371	34
Over Votes	0		0	0
Under Votes	148		130	18
WASHINGTON TOWNSHIP TRUSTEE				
VOTE FOR 1				
TODD WEBB	113	100.00	108	5
Over Votes	0		0	0
Under Votes	27		27	0
WOOD TOWNSHIP TRUSTEE				
VOTE FOR 1				
IRENE (RENIE) COFFMAN	167	100.00	157	10
Over Votes	0		0	0
Under Votes	53		49	4
BETHLEHEM TOWNSHIP BM				
VOTE FOR 3				
JOE MADERA	18	100.00	16	2
Over Votes	0		0	0
Under Votes	45		41	4
CARR TOWNSHIP BM				
VOTE FOR 3				
CAROLYN M HACKER	273	36.16	251	22
SAMUEL JONES	247	32.72	225	22
RONALD REIMER	235	31.13	216	19
Over Votes	0		0	0
Under Votes	481		424	57

	TOTAL VOTES	%	GROUP-1	GROUP2
CHARLESTOWN TOWNSHIP BM				
VOTE FOR 3				
DAVID RAY ABBOTT JR	607	35.37	552	55
ROB CAUDILL	554	32.28	506	48
DAN ROBERTS	555	32.34	512	43
Over Votes	0		0	0
Under Votes	1,398		1,307	91
JEFFERSONVILLE TOWNSHIP BM				
VOTE FOR 3				
SHAWN L GRANT	1,871	100.00	1,673	198
Over Votes	0		0	0
Under Votes	5,779		5,086	693
MONROE TOWNSHIP BM				
VOTE FOR 3				
JACOB HORTON	338	52.24	326	12
STELLA VALENTINE	309	47.76	296	13
Over Votes	0		0	0
Under Votes	787		764	23
OWEN TOWNSHIP BM				
VOTE FOR 3				
LARRY GRAEBE	58	36.71	55	3
LAVADA LIVELY HUTCHISON	38	24.05	36	2
RONALD D JONES	62	39.24	60	2
Over Votes	0		0	0
Under Votes	124		116	8
SILVER CREEK TOWNSHIP BM				
VOTE FOR 3				
CINDY COUCH	500	34.22	456	44
NATHAN GIBSON	470	32.17	434	36
DOUG REITER	491	33.61	459	32
Over Votes	0		0	0
Under Votes	969		859	110
UNION TOWNSHIP BM				
VOTE FOR 3				
JEFF ALLEN BRIDGES SR	163	50.00	157	6
MATTHEW A MEYER	163	50.00	156	7
Over Votes	0		0	0
Under Votes	424		401	23
UTICA TOWNSHIP BM				
VOTE FOR 3				
KASEY NOEL	403	100.00	369	34
Over Votes	0		0	0
Under Votes	1,256		1,134	122

	TOTAL VOTES	%	GROUP-1	GROUP2
WASHINGTON TWNSHP BM				
VOTE FOR 3				
WILLIAM R DRAPER JR	46	21.40	42	4
RODERICK KELLY HOSTETLER	66	30.70	62	4
AUSTIN WIGGAM	103	47.91	98	5
Over Votes	0		0	0
Under Votes	205		203	2
WOOD TWNSHP BM				
VOTE FOR 3				
JIMMY HOFFMAN	107	29.16	98	9
LISA NALE	152	41.42	143	9
JOSH SMALLEY	108	29.43	100	8
Over Votes	0		0	0
Under Votes	293		277	16
DELEGATES AT-LARGE				
VOTE FOR 16				
TERESA J BALLEW	1,483	3.33	1,327	156
AMELIA FAIR.	959	2.15	871	88
BRYAN GLOVER	1,986	4.46	1,787	199
CECILIA GRADY	756	1.70	692	64
SHAWN R GRADY JR	698	1.57	637	61
SHANON GRANT	1,083	2.43	953	130
RON GROOMS	3,055	6.86	2,738	317
FANNIE GRUBBS	811	1.82	733	78
SCOTT HAWKINS	2,659	5.97	2,405	254
JACOB HORTON	810	1.82	733	77
GARY LAW.	1,119	2.51	1,004	115
SHELL LAW	875	1.96	786	89
BUTCH LOVE	2,272	5.10	2,037	235
RYAN LYNCH	1,479	3.32	1,313	166
SCOTTIE MAPLES.	3,901	8.75	3,542	359
JOHN L MILLER	1,405	3.15	1,256	149
DOLORES Z MORALES.	684	1.53	603	81
ELIZABETH G MORALES	815	1.83	719	96
JUAN MORALES BATZ.	429	.96	370	59
JAMEY J NOEL	3,498	7.85	3,159	339
RICK ROBERTSON.	742	1.67	663	79
CONNIE SELLERS.	2,690	6.04	2,415	275
GRACE SELLERS	1,187	2.66	1,089	98
R MONTY SNELLING	2,648	5.94	2,397	251
VICTORIA LOUISE VILLA-REAL.	497	1.12	444	53
JENNIFER VOIGNIER.	1,690	3.79	1,521	169
DANNY YOST	2,980	6.69	2,710	270
EDWARD (ED Z) ZASTAWNY	1,350	3.03	1,196	154
Over Votes	96		32	64
Under Votes	62,831		57,756	5,075

	TOTAL VOTES	%	GROUP-1	GROUP2
DELEGATES DIST 1				
VOTE FOR 6				
CARMEN CROUDEP.	392	5.42	326	66
RODGER W CLARKE	411	5.68	363	48
DAVID DECKER	764	10.56	677	87
JAMES D DISPONETT.	361	4.99	307	54
LISA GILL	1,043	14.41	925	118
STEVE GILL	836	11.55	747	89
JANE MILTON.	399	5.51	348	51
MATT OWEN	1,261	17.42	1,111	150
JUDY M ROBERTSON	438	6.05	383	55
DARCI SCHILLER.	652	9.01	555	97
JOSH WADDELL	680	9.40	603	77
Over Votes	12		12	0
Under Votes	8,051		7,161	890

DELEGATES DIST 3				
VOTE FOR 6				
JOELLEN DOHERTY	546	13.11	506	40
STEVE DOHERTY	770	18.48	711	59
NICHOLAS LEIS	275	6.60	256	19
KASEY NOEL	609	14.62	556	53
CALLIE PAYNE	512	12.29	466	46
ZACH PAYNE	819	19.66	758	61
STEVE WEBB	635	15.24	589	46
Over Votes	18		12	6
Under Votes	5,074		4,690	384

	TOTAL VOTES	%	GROUP-1	GROUP2
US SENATOR				
VOTE FOR 1				
THOMAS M MCDERMOTT JR	3,180	100.00	2,510	670
Over Votes	0		0	0
Under Votes	622		488	134
US REP 9TH CONGRESSIONAL DIST				
VOTE FOR 1				
ISAK ASARE	1,111	31.95	905	206
D LIAM DORRIS	493	14.18	405	88
MATTHEW FYFE	1,873	53.87	1,436	437
Over Votes	2		0	2
Under Votes	323		252	71
STATE SENATOR DIST 45				
VOTE FOR 1				
NICK MARSHALL	3,090	100.00	2,428	662
Over Votes	0		0	0
Under Votes	712		570	142
STATE REP DIST 70				
VOTE FOR 1				
JASON JOE SHEMANSKI	172	100.00	146	26
Over Votes	0		0	0
Under Votes	23		22	1
STATE REP DIST 71				
VOTE FOR 1				
RITA FLEMING	2,209	100.00	1,733	476
Over Votes	0		0	0
Under Votes	201		151	50
CIRCUIT COURT CLERK				
VOTE FOR 1				
CHRIS COYLE.	3,183	100.00	2,502	681
Over Votes	0		0	0
Under Votes	619		496	123
AUDITOR				
VOTE FOR 1				
CHRISTIAN BARRERA.	3,123	100.00	2,448	675
Over Votes	0		0	0
Under Votes	679		550	129
RECORDER				
VOTE FOR 1				
JEFF FREY	2,183	62.14	1,730	453
DAVID (YOGI) PARIS	1,330	37.86	1,030	300
Over Votes	6		2	4
Under Votes	283		236	47

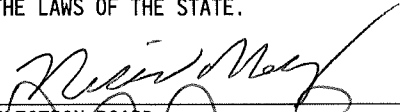
	TOTAL VOTES	%	GROUP-1	GROUP2
TREASURER				
VOTE FOR 1				
CATHERINE E TEGART	3,069	100.00	2,410	659
Over Votes	0		0	0
Under Votes	733		588	145
SHERIFF				
VOTE FOR 1				
ED BYERS.	1,947	54.92	1,491	456
DWIGHT T INGLE.	1,598	45.08	1,311	287
Over Votes	1		0	1
Under Votes	256		196	60
COUNCIL MEMBER DIST 1				
VOTE FOR 1				
BARBARA C HOLLIS	1,003	100.00	799	204
Over Votes	0		0	0
Under Votes	200		157	43
COUNCIL MEMBER DIST 2				
VOTE FOR 1				
JANNE NEWLAND	710	100.00	546	164
Over Votes	0		0	0
Under Votes	137		93	44
COUNCIL MEMBER DIST 3				
VOTE FOR 1				
RICK CANNON.	626	100.00	490	136
Over Votes	0		0	0
Under Votes	110		89	21
CARR TOWNSHIP TRUSTEE				
VOTE FOR 1				
DORIS BOOK	97	100.00	79	18
Over Votes	0		0	0
Under Votes	7		7	0
JEFFERSONVILLE TOWNSHIP TRUSTEE				
VOTE FOR 1				
DALE POPP	1,934	100.00	1,514	420
Over Votes	0		0	0
Under Votes	309		236	73
OREGON TOWNSHIP TRUSTEE				
VOTE FOR 1				
SHARON SMITH NEAL.	35	100.00	22	13
Over Votes	0		0	0
Under Votes	7		7	0

	TOTAL VOTES	%	GROUP-1	GROUP2
SILVER CREEK TOWNSHIP TRUSTEE				
VOTE FOR 1				
SHELBY MERIWETHER.	290	100.00	223	67
Over Votes	0		0	0
Under Votes	50		38	12
UTICA TOWNSHIP TRUSTEE				
VOTE FOR 1				
JACKY SNELLING.	264	100.00	223	41
Over Votes	0		0	0
Under Votes	37		31	6
WOOD TOWNSHIP TRUSTEE				
VOTE FOR 1				
DAVID (BIG DAVE) PETERSON	76	100.00	68	8
Over Votes	0		0	0
Under Votes	15		14	1
BETHLEHEM TOWNSHIP BM				
VOTE FOR 3				
JERRY DICKEY	7	35.00	4	3
CHARLES (FRANK) ROUTH	6	30.00	6	0
ERIC SCHNATTER.	7	35.00	6	1
Over Votes	0		0	0
Under Votes	7		2	5
CARR TOWNSHIP BM				
VOTE FOR 3				
HOLLY CANNON	94	100.00	77	17
Over Votes	0		0	0
Under Votes	218		181	37
CHARLESTOWN TOWNSHIP BM				
VOTE FOR 3				
JENNIFER DAVID.	268	54.92	206	62
LOGAN JOHNSON	220	45.08	173	47
Over Votes	0		0	0
Under Votes	751		608	143
JEFFERSONVILLE TOWNSHIP BM				
VOTE FOR 3				
SHIRLEY BELL	1,472	35.93	1,147	325
PHIL ELLIS	1,387	33.85	1,077	310
JEFFREY B LOVAN	1,238	30.22	974	264
Over Votes	0		0	0
Under Votes	2,632		2,052	580


	TOTAL VOTES	%	GROUP-1	GROUP2
MONROE TOWNSHIP BM				
VOTE FOR 3				
THOMAS (TOM) B HIGDON	120	100.00	92	28
Over Votes	0		0	0
Under Votes	255		199	56
OREGON TOWNSHIP BM				
VOTE FOR 3				
JEN FIRKINS.	31	100.00	18	13
Over Votes	0		0	0
Under Votes	95		69	26
OWEN TOWNSHIP BM				
VOTE FOR 3				
LARRY HARBIN	15	100.00	15	0
Over Votes	0		0	0
Under Votes	33		33	0
SILVER CREEK TOWNSHIP BM				
VOTE FOR 3				
JANE WELLS	234	50.43	177	57
LAURA WILLIAMSON	230	49.57	171	59
Over Votes	0		0	0
Under Votes	556		435	121
UNION TOWNSHIP BM				
VOTE FOR 3				
KAREN HAMM NEWBY	73	100.00	50	23
Over Votes	0		0	0
Under Votes	155		109	46
WOOD TOWNSHIP BM				
VOTE FOR 3				
KEVIN J AKERS	67	49.26	58	9
ERNEST RAAB.	69	50.74	62	7
Over Votes	0		0	0
Under Votes	137		126	11
COMMITTEEMAN JEFFERSONVILLE 04				
VOTE FOR 1				
DEBORAH K HENDERSON	42	50.00	37	5
CHRISTOPHER PALMER	18	21.43	17	1
JOHN PERKINS	24	28.57	18	6
Over Votes	0		0	0
Under Votes	4		3	1

	TOTAL VOTES	%	GROUP-1	GROUP2
COMMITTEEMAN WOOD 03				
VOTE FOR 1				
NORMAN J MILLER	8	42.11	8	0
JOANN M SULLIVAN	11	57.89	7	4
Over Votes	0		0	0
Under Votes	0		0	0


WE, THE UNDERSIGNED, DO HEREBY CERTIFY THAT THE ABOVE RESULTS ARE A TRUE AND ACCURATE ACCOUNT OF ALL BALLOTS COUNTED AND THAT ALL COUNTERS WERE ZERO (0) WHEN THE POLLS OPENED AND THAT THE ELECTION WAS HELD IN ACCORDANCE WITH THE LAWS OF THE STATE.



 ELECTION BOARD



 ELECTION BOARD



 ELECTION BOARD