

	VOTES	PERCENT
PRECINCTS COUNTED (OF 72)	72	100.00
REGISTERED VOTERS - TOTAL	88,631	
BALLOTS CAST - TOTAL +61	47,867	47,806
VOTER TURNOUT - TOTAL		53.94

STRAIGHT PARTY

Vote For No More Than 1			
REPUBLICAN (REP) +14	9,519	9,505	48.75
DEMOCRATIC (DEM) +15	9,679	9,664	49.56
LIBERTARIAN (LIB) +1	330	329	1.69

PRESIDENT & VICE PRESIDENT

Vote For No More Than 1			
101 MITT ROMNEY (REP) +28	25,450	25,422	53.84
102 BARACK OBAMA (DEM) +39	20,807	20,775	44.00
103 GARY JOHNSON (LIB) +1	866	865	1.83
WRITE-IN.		155	.33

US SENATOR

Vote For No More Than 1			
104 RICHARD E. MOURDOCK (REP) +19	21,120	21,101	45.74
105 JOE DONNELLY (DEM) +33	22,776	22,743	49.30
106 ANDREW "ANDY" HORNING (LIB) +3	2,262	2,259	4.90
WRITE-IN.		26	.06

GOVERNOR & LT GOV

Vote For No More Than 1			
107 MIKE PENCE (REP) +21	24,343	24,322	52.87
108 JOHN R. GREGG (DEM) +26	20,134	20,100	43.71
109 RUPERT BONEHAM (LIB) +1	1,549	1,548	3.36
WRITE-IN.		26	.06

ATTORNEY GENERAL

Vote For No More Than 1			
110 GREG ZOELLER (REP) +23	25,785	25,762	57.26
111 KAY FLEMING (DEM) +23	19,249	19,226	42.74

SUPERINTEND OF PUB INST

Vote For No More Than 1			
112 TONY BENNETT (REP) +21	23,246	23,225	51.20
113 GLENDA RITZ (DEM) +26	22,160	22,134	48.80

US REP IN CONG DISTRICT 9

Vote For No More Than 1			
114 TODD YOUNG (REP) +20	23,596	23,576	51.10
115 SHELLI YODER (DEM) +32	22,549	22,517	48.81
WRITE-IN.		41	.09

	VOTES	PERCENT	
STATE REP DISTRICT 66			
Vote For No More Than 1			
116 JUSTIN STEVENS (REP) +11	4,332	4,321	51.80
117 TERRY GOODIN (DEM) +7	4,028	4,021	48.20

STATE REP DISTRICT 70

Vote For No More Than 1			
118 RHONDA J. RHOADS (REP) +7	5,354	5,347	64.72
119 TERRY L. MILLER (DEM)		2,915	35.28

STATE REP DISTRICT 71

Vote For No More Than 1			
NO CANDIDATE POSITION		0	
120 STEVEN R. STEMLER (DEM) +16	19,390	19,374	100.00

STATE REP DISTRICT 73

Vote For No More Than 1			
121 STEVE DAVISSON (REP)		1,783	62.45
122 SANDRA BLANTON (DEM)		1,072	37.55

JUDGE CIRCUIT 4

Vote For No More Than 1			
NO CANDIDATE POSITION		0	
123 VICKI L. CARMICHAEL (DEM) +34	31,508	31,474	100.00

CORONER

Vote For No More Than 1			
124 TERRY CONWAY (REP) +24	23,971	23,947	53.99
125 JOHN HALL (DEM) +22	20,426	20,404	46.01

COMM DISTRICT 1

Vote For No More Than 1			
126 RICK STEPHENSON (REP) +19	23,084	23,065	51.68
127 ED MEYER (DEM) +28	21,597	21,569	48.32

COMM DISTRICT 2

Vote For No More Than 1			
128 JACK A. COFFMAN SR. (REP) +23	22,995	22,972	51.76
129 LES YOUNG (DEM) +22	21,429	21,407	48.24

COUNCIL AT-LARGE

Vote For No More Than 3			
130 RONALD BROGAN (REP) +13	18,973	18,960	15.57
131 KELLY L. KHURI (REP) +14	20,738	20,724	17.01
132 RYAN LYNCH (REP) +15	19,408	19,393	15.92
133 SUSAN POPP (DEM) +22	22,561	22,539	18.50
134 BRENDA ROSS (DEM) +20	19,161	19,141	15.71
135 KEVIN L. VISSING (DEM) +23	21,069	21,046	17.28

		VOTES	PERCENT
CCS CORP BOARD DISTRICT 1			
Vote For No More Than 1			
136 JAMES H. BEMISS	+2	1,013	1,011 39.62
137 MICHAEL A. SPARKMAN	+2	798	796 31.19
138 LYNN WILSON	+3	748	745 29.19

CCS CORP BOARD DISTRICT 2			
Vote For No More Than 1			
139 BILL WILSON	+5	1,926	1,921 100.00

CCS CORP BOARD DISTRICT 5			
Vote For No More Than 1			
140 ANDY BRAMER	+5	1,904	1,899 100.00

GCS CORP BOARD DISTRICT 2			
Vote For No More Than 1			
141 VICKIE BOISSEAU	+9	9,544	9,535 43.61
142 CLAY ANTHONY "TONY" HALL	+8	10,192	10,184 46.57
143 FRED W. KRENKE	+4	2,151	2,147 9.82

GCS CORP BOARD DISTRICT 5			
Vote For No More Than 1			
144 CHRISTINA GILKEY	+13	12,844	12,831 55.92
145 DALE MOSS	+9	10,123	10,114 44.08

GCS CORP BOARD DISTRICT 6			
Vote For No More Than 1			
146 ALICE DORMAN BUTLER	+12	9,965	9,953 45.46
147 JERRY D. WHITE	+10	11,949	11,939 54.54

GCS CORP BOARD DISTRICT 7			
Vote For No More Than 1			
148 TERESA BOTTORFF-PERKINS	+9	12,352	12,343 55.20
149 REBECCA (BECKA) CHRISTENSEN	+13	10,029	10,016 44.80

WCCS CORP BOARD MEM AT-LARGE			
Vote For No More Than 2			
150 JOE BASHAM	+3	4,626	4,633 28.26
151 RICHARD L. GRAF	+1	4,158	4,157 25.36
152 ROBIN LONG	+1	3,700	3,699 22.56
153 NICK RAY	+3	2,046	2,043 12.46
154 CELIA ADAMS WINTERS	+2	1,863	1,861 11.35

JUST OF THE IN SUP COURT DAVID			
Vote For No More Than 1			
YES	+19	22,934	22,915 71.53
NO.	+13	9,135	9,122 28.47

JUST OF THE IN SUP COURT RUCKER			
Vote For No More Than 1			
YES	+20	22,737	22,717 71.64
NO.	+12	9,006	8,994 28.36

JUDGE OF THE IN COURT OF APP 1ST DIST			
Vote For No More Than 1			
YES	+23	22,988	22,965 72.79
NO.	+9	8,592	8,589 27.21

JUDGE OF THE IN COURT OF APP 5TH DIST			
Vote For No More Than 1			
YES	+23	23,699	23,676 74.36
NO.	+9	8,171	8,162 25.64

WE, THE UNDERSIGNED, DO HEREBY CERTIFY THAT THE ABOVE RESULTS ARE A TRUE AND ACCURATE ACCOUNT OF ALL BALLOTS COUNTED AND THAT ALL COUNTERS WERE ZERO (0) WHEN THE POLLS OPENED AND THAT THE ELECTION WAS HELD IN ACCORDANCE WITH THE LAWS OF THE STATE.

Darius Haas
ELECTION JUDGE

Ken Fisher
ELECTION JUDGE

[Signature]
ELECTION JUDGE

After Provisionals

x *[Signature]*

x *Darius Haas*

x *Ken Fisher*

PRECINCT REPORT

CLARK COUNTY, INDIANA
GENERAL ELECTION
NOVEMBER 6, 2012

UNOFFICIAL RESULTS

RUN DATE:11/06/12 11:07 PM

REPORT-EL30

PAGE 0001-01

0001 BETHLEHEM 1

	VOTES	PERCENT
REGISTERED VOTERS - TOTAL	265	
BALLOTS CAST - TOTAL	154 153	
VOTER TURNOUT - TOTAL		57.74

STRAIGHT PARTY

Vote For No More Than 1		
REPUBLICAN (REP)	32	59.26
DEMOCRATIC (DEM)	22	40.74
LIBERTARIAN (LIB)	0	

PRESIDENT & VICE PRESIDENT

Vote For No More Than 1		
101 MITT ROMNEY (REP)	94 93	61.59
102 BARACK OBAMA (DEM)	54	35.76
103 GARY JOHNSON (LIB)	4	2.65
WRITE-IN	0	

US SENATOR

Vote For No More Than 1		
104 RICHARD E. MOURDOCK (REP)	76	51.01
105 JOE DONNELLY (DEM)	69 68	45.64
106 ANDREW "ANDY" HORNING (LIB)	5	3.36
WRITE-IN	0	

GOVERNOR & LT GOV

Vote For No More Than 1		
107 MIKE PENCE (REP)	78	53.42
108 JOHN R. GREGG (DEM)	64 63	43.15
109 RUPERT BONEHAM (LIB)	5	3.42
WRITE-IN	0	

ATTORNEY GENERAL

Vote For No More Than 1		
110 GREG ZOELLER (REP)	86	59.72
111 KAY FLEMING (DEM)	59 58	40.28

SUPERINTEND OF PUB INST

Vote For No More Than 1		
112 TONY BENNETT (REP)	67	47.52
113 GLENDA RITZ (DEM)	75 74	52.48

US REP IN CONG DISTRICT 9

Vote For No More Than 1		
114 TODD YOUNG (REP)	80	53.69
115 SHELLI YODER (DEM)	70 69	46.31
WRITE-IN	0	

STATE REP DISTRICT 66

	VOTES	PERCENT
Vote For No More Than 1		
116 JUSTIN STEVENS (REP)	75	50.34
117 TERRY GOODIN (DEM)	75 74	49.66

JUDGE CIRCUIT 4

Vote For No More Than 1		
NO CANDIDATE POSITION	0	
123 VICKI L. CARMICHAEL (DEM)	81 80	100.00

CORONER

Vote For No More Than 1		
124 TERRY CONWAY (REP)	83	58.04
125 JOHN HALL (DEM)	61 60	41.96

COMM DISTRICT 1

Vote For No More Than 1		
126 RICK STEPHENSON (REP)	82	57.75
127 ED MEYER (DEM)	61 60	42.25

COMM DISTRICT 2

Vote For No More Than 1		
128 JACK A. COFFMAN SR. (REP)	88	61.54
129 LES YOUNG (DEM)	56 55	38.46

COUNCIL AT-LARGE

Vote For No More Than 3		
130 RONALD BROGAN (REP)	62	15.74
131 KELLY L. KHURI (REP)	74	18.78
132 RYAN LYNCH (REP)	74	18.78
133 SUSAN POPP (DEM)	62 61	15.48
134 BRENDA ROSS (DEM)	66 65	16.50
135 KEVIN L. VISSING (DEM)	59 58	14.72

GCS CORP BOARD DISTRICT 2

Vote For No More Than 1		
141 VICKIE BOISSEAU	48 47	45.19
142 CLAY ANTHONY "TONY" HALL	45	43.27
143 FRED W. KRENKE	12	11.54

GCS CORP BOARD DISTRICT 5

Vote For No More Than 1		
144 CHRISTINA GILKEY	55 54	51.43
145 DALE MOSS	51	48.57

RUN DATE:11/06/12 11:07 PM

REPORT-EL30

PAGE 0001-02

0001 BETHLEHEM 1

VOTES PERCENT

GCS CORP BOARD DISTRICT 6

Vote For No More Than 1

146 ALICE DORMAN BUTLER.	51	48.57
147 JERRY D. WHITE . . . +1 . . .	55 54	51.43

GCS CORP BOARD DISTRICT 7

Vote For No More Than 1

148 TERESA BOTTORFF-PERKINS . . .	55	52.38
149 REBECCA (BECKA) CHRISTENSEN . +1 . . .	51 50	47.62

JUST OF THE IN SUP COURT DAVID

Vote For No More Than 1

YES +1	57 56	58.33
NO.	40	41.67

JUST OF THE IN SUP COURT RUCKER

Vote For No More Than 1

YES +1	55 54	56.84
NO.	41	43.16

JUDGE OF THE IN COURT OF APP 1ST DIST

Vote For No More Than 1

YES +1	52 51	53.68
NO.	44	46.32

JUDGE OF THE IN COURT OF APP 5TH DIST

Vote For No More Than 1

YES +1	56 55	57.89
NO.	40	42.11

WE, THE UNDERSIGNED, DO HEREBY CERTIFY
THAT THE ABOVE RESULTS ARE A TRUE AND
ACCURATE ACCOUNT OF ALL BALLOTS COUNTED
AND THAT ALL COUNTERS WERE ZERO (0)
WHEN THE POLLS OPENED AND THAT THE
ELECTION WAS HELD IN ACCORDANCE WITH
THE LAWS OF THE STATE.

ELECTION JUDGE

ELECTION JUDGE

ELECTION JUDGE

0002 CARR 1

	VOTES	PERCENT
REGISTERED VOTERS - TOTAL	2834	
BALLOTS CAST - TOTAL	+2 2010	2000
VOTER TURNOUT - TOTAL		70.85

STRAIGHT PARTY

	VOTES	PERCENT
Vote For No More Than 1		
REPUBLICAN (REP)	+1 443	492 66.31
DEMOCRATIC (DEM)		237 31.94
LIBERTARIAN (LIB)		13 1.75

PRESIDENT & VICE PRESIDENT

	VOTES	PERCENT
Vote For No More Than 1		
101 MITT ROMNEY (REP)	+1 1358	1357 68.60
102 BARACK OBAMA (DEM)	+1 579	578 29.22
103 GARY JOHNSON (LIB)		32 1.62
WRITE-IN		11 .56

US SENATOR

	VOTES	PERCENT
Vote For No More Than 1		
104 RICHARD E. MOURDOCK (REP)	+1 1184	1183 60.98
105 JOE DONNELLY (DEM)	+1 665	664 34.23
106 ANDREW "ANDY" HORNING (LIB)		91 4.69
WRITE-IN		2 .10

GOVERNOR & LT GOV

	VOTES	PERCENT
Vote For No More Than 1		
107 MIKE PENCE (REP)	+1 1303	1302 67.50
108 JOHN R. GREGG (DEM)		559 28.98
109 RUPERT BONEHAM (LIB)	+1 69	68 3.53
WRITE-IN		0

ATTORNEY GENERAL

	VOTES	PERCENT
Vote For No More Than 1		
110 GREG ZOELLER (REP)	+2 1381	1379 73.16
111 KAY FLEMING (DEM)		506 26.84

SUPERINTEND OF PUB INST

	VOTES	PERCENT
Vote For No More Than 1		
112 TONY BENNETT (REP)	+1 1169	1168 61.60
113 GLENDA RITZ (DEM)	+1 729	728 38.40

US REP IN CONG DISTRICT 9

	VOTES	PERCENT
Vote For No More Than 1		
114 TODD YOUNG (REP)	+1 1287	1286 66.49
115 SHELLI YODER (DEM)	+1 642	641 33.14
WRITE-IN		7 .36

VOTES PERCENT

STATE REP DISTRICT 70

	VOTES	PERCENT
Vote For No More Than 1		
118 RHONDA J. RHOADS (REP)	+2 1331	1329 70.32
119 TERRY L. MILLER (DEM)		561 29.68

JUDGE CIRCUIT 4

	VOTES	PERCENT
Vote For No More Than 1		
NO CANDIDATE POSITION		0
123 VICKI L. CARMICHAEL (DEM)		1119 100.00

CORONER

	VOTES	PERCENT
Vote For No More Than 1		
124 TERRY CONWAY (REP)	+1 1293	1292 69.61
125 JOHN HALL (DEM)	+1 545	544 30.39

COMM DISTRICT 1

	VOTES	PERCENT
Vote For No More Than 1		
126 RICK STEPHENSON (REP)	+1 1195	1194 63.71
127 ED MEYER (DEM)	+1 681	680 36.29

COMM DISTRICT 2

	VOTES	PERCENT
Vote For No More Than 1		
128 JACK A. COFFMAN SR. (REP)	+2 1205	1203 63.68
129 LES YOUNG (DEM)		686 36.32

COUNCIL AT-LARGE

	VOTES	PERCENT
Vote For No More Than 3		
130 RONALD BROGAN (REP)	+1 978	977 19.24
131 KELLY L. KHURI (REP)	+1 1133	1132 22.30
132 RYAN LYNCH (REP)	+1 1040	1039 20.46
133 SUSAN POPP (DEM)	+1 757	754 14.85
134 BRENDA ROSS (DEM)	+1 528	527 10.38
135 KEVIN L. VISSING (DEM)	+1 649	648 12.76

WCCS CORP BOARD MEM AT-LARGE

	VOTES	PERCENT
Vote For No More Than 2		
150 JOE BASHAM	+1 815	814 30.27
151 RICHARD L. GRAF		718 26.70
152 ROBIN LONG		559 20.79
153 NICK RAY	+2 402	400 14.88
154 CELIA ADAMS WINTERS	+1 199	198 7.36

JUST OF THE IN SUP COURT DAVID

	VOTES	PERCENT
Vote For No More Than 1		
YES	+2 935	933 69.89
NO		402 30.11

RUN DATE:11/06/12 11:07 PM

REPORT-EL30

PAGE 0002-02

0002 CARR 1

VOTES PERCENT

JUST OF THE IN SUP COURT RUCKER

Vote For No More Than 1			
YES	+1	927	926 69.78
NO.	+1	402	401 30.22

JUDGE OF THE IN COURT OF APP 1ST DIST

Vote For No More Than 1			
YES	+2	938	936 70.86
NO.			385 29.14

JUDGE OF THE IN COURT OF APP 5TH DIST

Vote For No More Than 1			
YES	+1	948	947 71.47
NO.	+1	379	378 28.53

WE, THE UNDERSIGNED, DO HEREBY CERTIFY
THAT THE ABOVE RESULTS ARE A TRUE AND
ACCURATE ACCOUNT OF ALL BALLOTS COUNTED
AND THAT ALL COUNTERS WERE ZERO (0)
WHEN THE POLLS OPENED AND THAT THE
ELECTION WAS HELD IN ACCORDANCE WITH
THE LAWS OF THE STATE.

ELECTION JUDGE

ELECTION JUDGE

ELECTION JUDGE

0003 CHARLESTOWN 1

	VOTES	PERCENT
REGISTERED VOTERS - TOTAL	1579	
BALLOTS CAST - TOTAL	+2 750	47.8
VOTER TURNOUT - TOTAL		47.37

STRAIGHT PARTY

	VOTES	PERCENT
Vote For No More Than 1		
REPUBLICAN (REP)	167	52.35
DEMOCRATIC (DEM)	+1 143	44.51
LIBERTARIAN (LIB)	10	3.13

PRESIDENT & VICE PRESIDENT

	VOTES	PERCENT
Vote For No More Than 1		
101 MITT ROMNEY (REP)	400	54.20
102 BARACK OBAMA (DEM)	+2 318	42.82
103 GARY JOHNSON (LIB)	19	2.57
WRITE-IN	3	.41

US SENATOR

	VOTES	PERCENT
Vote For No More Than 1		
104 RICHARD E. MOURDOCK (REP)	314	44.23
105 JOE DONNELLY (DEM)	+2 355	49.72
106 ANDREW "ANDY" HORNING (LIB)	43	6.06
WRITE-IN	0	

GOVERNOR & LT GOV

	VOTES	PERCENT
Vote For No More Than 1		
107 MIKE PENCE (REP)	+1 362	50.99
108 JOHN R. GREGG (DEM)	+1 311	43.79
109 RUPERT BONEHAM (LIB)	37	5.23
WRITE-IN	0	

ATTORNEY GENERAL

	VOTES	PERCENT
Vote For No More Than 1		
110 GREG ZOELLER (REP)	383	55.43
111 KAY FLEMING (DEM)	+2 310	44.57

SUPERINTEND OF PUB INST

	VOTES	PERCENT
Vote For No More Than 1		
112 TONY BENNETT (REP)	372	53.37
113 GLENDA RITZ (DEM)	+2 327	46.63

US REP IN CONG DISTRICT 9

	VOTES	PERCENT
Vote For No More Than 1		
114 TODD YOUNG (REP)	376	52.66
115 SHELLI YODER (DEM)	+2 340	47.34
WRITE-IN	0	

STATE REP DISTRICT 66

	VOTES	PERCENT
Vote For No More Than 1		
116 JUSTIN STEVENS (REP)	+1 399	45.94
117 TERRY GOODIN (DEM)	+1 387	54.06

JUDGE CIRCUIT 4

	VOTES	PERCENT
Vote For No More Than 1		
NO CANDIDATE POSITION	0	
123 VICKI L. CARMICHAEL (DEM)	+2 480	100.00

CORONER

	VOTES	PERCENT
Vote For No More Than 1		
124 TERRY CONWAY (REP)	+1 394	57.29
125 JOHN HALL (DEM)	+1 294	42.71

COMM DISTRICT 1

	VOTES	PERCENT
Vote For No More Than 1		
126 RICK STEPHENSON (REP)	362	52.77
127 ED MEYER (DEM)	+2 326	47.23

COMM DISTRICT 2

	VOTES	PERCENT
Vote For No More Than 1		
128 JACK A. COFFMAN SR. (REP)	349	50.95
129 LES YOUNG (DEM)	+2 338	49.05

COUNCIL AT-LARGE

	VOTES	PERCENT
Vote For No More Than 3		
130 RONALD BROGAN (REP)	280	14.97
131 KELLY L. KHURI (REP)	332	17.75
132 RYAN LYNCH (REP)	282	15.08
133 SUSAN POPP (DEM)	339	18.13
134 BRENDA ROSS (DEM)	+2 338	17.43
135 KEVIN L. VISSING (DEM)	311	16.63

GCS CORP BOARD DISTRICT 2

	VOTES	PERCENT
Vote For No More Than 1		
141 VICKIE BOISSEAU	150	26.83
142 CLAY ANTHONY "TONY" HALL	+1 300	53.49
143 FRED W. KRENKE	+1 111	19.68

GCS CORP BOARD DISTRICT 5

	VOTES	PERCENT
Vote For No More Than 1		
144 CHRISTINA GILKEY	+1 350	66.99
145 DALE MOSS	+1 173	33.01

RUN DATE:11/06/12 11:07 PM

REPORT-EL30

PAGE 0003-02

0003 CHARLESTOWN 1

VOTES PERCENT

GCS CORP BOARD DISTRICT 6

Vote For No More Than 1			
146 ALICE DORMAN BUTLER. +1	225	224 45.07
147 JERRY D. WHITE +1	274	273 54.93

GCS CORP BOARD DISTRICT 7

Vote For No More Than 1			
148 TERESA BOTTORFF-PERKINS		295	58.07
149 REBECCA (BECKA) CHRISTENSEN	+2	215	213 41.93

JUST OF THE IN SUP COURT DAVID

Vote For No More Than 1			
YES	+2	362	350 70.71
NO.		145	29.29

JUST OF THE IN SUP COURT RUCKER

Vote For No More Than 1			
YES	+2	344	342 70.23
NO.		145	29.77

JUDGE OF THE IN COURT OF APP 1ST DIST

Vote For No More Than 1			
YES	+2	344	342 71.55
NO.		136	28.45

JUDGE OF THE IN COURT OF APP 5TH DIST

Vote For No More Than 1			
YES	+2	357	355 72.60
NO.		134	27.40

WE, THE UNDERSIGNED, DO HEREBY CERTIFY
THAT THE ABOVE RESULTS ARE A TRUE AND
ACCURATE ACCOUNT OF ALL BALLOTS COUNTED
AND THAT ALL COUNTERS WERE ZERO (0)
WHEN THE POLLS OPENED AND THAT THE
ELECTION WAS HELD IN ACCORDANCE WITH
THE LAWS OF THE STATE.

ELECTION JUDGE

ELECTION JUDGE

ELECTION JUDGE

0004 CHARLESTOWN 2

	VOTES	PERCENT
REGISTERED VOTERS - TOTAL	895	
BALLOTS CAST - TOTAL	437 439	
VOTER TURNOUT - TOTAL		48.83

STRAIGHT PARTY

	VOTES	PERCENT
Vote For No More Than 1		
REPUBLICAN (REP)	82	39.05
DEMOCRATIC (DEM)	122 123	58.10
LIBERTARIAN (LIB)	6	2.86

PRESIDENT & VICE PRESIDENT

	VOTES	PERCENT
Vote For No More Than 1		
101 MITT ROMNEY (REP)	194	45.75
102 BARACK OBAMA (DEM)	215 217	50.71
103 GARY JOHNSON (LIB)	14	3.30
WRITE-IN	1	.24

US SENATOR

	VOTES	PERCENT
Vote For No More Than 1		
104 RICHARD E. MOURDOCK (REP)	155	37.71
105 JOE DONNELLY (DEM)	234 236	56.93
106 ANDREW "ANDY" HORNING (LIB)	22	5.35
WRITE-IN	0	

GOVERNOR & LT GOV

	VOTES	PERCENT
Vote For No More Than 1		
107 MIKE PENCE (REP)	195 196	46.99
108 JOHN R. GREGG (DEM)	206 207	49.64
109 RUPERT BONEHAM (LIB)	13	3.13
WRITE-IN	1	.24

ATTORNEY GENERAL

	VOTES	PERCENT
Vote For No More Than 1		
110 GREG ZOELLER (REP)	191	47.99
111 KAY FLEMING (DEM)	207 209	52.01

SUPERINTEND OF PUB INST

	VOTES	PERCENT
Vote For No More Than 1		
112 TONY BENNETT (REP)	176 177	43.56
113 GLENDA RITZ (DEM)	228 229	56.44

US REP IN CONG DISTRICT 9

	VOTES	PERCENT
Vote For No More Than 1		
114 TODD YOUNG (REP)	171	40.91
115 SHELLI YODER (DEM)	246 248	58.85
WRITE-IN	1	.24

VOTES PERCENT

STATE REP DISTRICT 66

	VOTES	PERCENT
Vote For No More Than 1		
116 JUSTIN STEVENS (REP)	164	39.61
117 TERRY GOODIN (DEM)	250 252	60.39

JUDGE CIRCUIT 4

	VOTES	PERCENT
Vote For No More Than 1		
NO CANDIDATE POSITION	0	
123 VICKI L. CARMICHAEL (DEM)	309 311	100.00

CORONER

	VOTES	PERCENT
Vote For No More Than 1		
124 TERRY CONWAY (REP)	187	46.29
125 JOHN HALL (DEM)	217 219	53.71

COMM DISTRICT 1

	VOTES	PERCENT
Vote For No More Than 1		
126 RICK STEPHENSON (REP)	182	45.73
127 ED MEYER (DEM)	216 218	54.27

COMM DISTRICT 2

	VOTES	PERCENT
Vote For No More Than 1		
128 JACK A. COFFMAN SR. (REP)	175	43.42
129 LES YOUNG (DEM)	228 230	56.58

COUNCIL AT-LARGE

	VOTES	PERCENT
Vote For No More Than 3		
130 RONALD BROGAN (REP)	124	11.17
131 KELLY L. KHURI (REP)	148	13.33
132 RYAN LYNCH (REP)	139	12.52
133 SUSAN POPP (DEM)	235 237	21.17
134 BRENDA ROSS (DEM)	235 236	21.17
135 KEVIN L. VISSING (DEM)	229 230	20.63

GCS CORP BOARD DISTRICT 2

	VOTES	PERCENT
Vote For No More Than 1		
141 VICKIE BOISSEAU	77	22.96
142 CLAY ANTHONY "TONY" HALL	208 209	62.84
143 FRED W. KRENKE	47	14.20

GCS CORP BOARD DISTRICT 5

	VOTES	PERCENT
Vote For No More Than 1		
144 CHRISTINA GILKEY	104 105	61.33
145 DALE MOSS	116 117	38.67

RUN DATE:11/06/12 11:07 PM

0004 CHARLESTOWN 2

VOTES PERCENT

GCS CORP BOARD DISTRICT 6

Vote For No More Than 1			
146 ALICE DORMAN BUTLER.	+1	108	107 37.41
147 JERRY D. WHITE	+1	180	179 62.59

GCS CORP BOARD DISTRICT 7

Vote For No More Than 1			
148 TERESA BOTTORFF-PERKINS		168	168 56.95
149 REBECCA (BECKA) CHRISTENSEN	+2	129	127 43.05

JUST OF THE IN SUP COURT DAVID

Vote For No More Than 1			
YES	+1	199	198 69.47
NO.	+1	88	87 30.53

JUST OF THE IN SUP COURT RUCKER

Vote For No More Than 1			
YES	+2	199	197 68.88
NO.		89	89 31.12

JUDGE OF THE IN COURT OF APP 1ST DIST

Vote For No More Than 1			
YES	+2	201	199 71.33
NO.		80	80 28.67

JUDGE OF THE IN COURT OF APP 5TH DIST

Vote For No More Than 1			
YES	+2	222	220 76.12
NO.		69	69 23.88

WE, THE UNDERSIGNED, DO HEREBY CERTIFY THAT THE ABOVE RESULTS ARE A TRUE AND ACCURATE ACCOUNT OF ALL BALLOTS COUNTED AND THAT ALL COUNTERS WERE ZERO (0) WHEN THE POLLS OPENED AND THAT THE ELECTION WAS HELD IN ACCORDANCE WITH THE LAWS OF THE STATE.

ELECTION JUDGE

ELECTION JUDGE

ELECTION JUDGE

PRECINCT REPORT

CLARK COUNTY, INDIANA
GENERAL ELECTION
NOVEMBER 6, 2012

UNOFFICIAL RESULTS

RUN DATE:11/06/12 11:07 PM

REPORT-EL30

PAGE 0005-01

0005 CHARLESTOWN 3

	VOTES	PERCENT
REGISTERED VOTERS - TOTAL	765	
BALLOTS CAST - TOTAL	224	
VOTER TURNOUT - TOTAL		29.28

STRAIGHT PARTY

	VOTES	PERCENT
Vote For No More Than 1		
REPUBLICAN (REP)	30	26.09
DEMOCRATIC (DEM)	81	70.43
LIBERTARIAN (LIB).	4	3.48

PRESIDENT & VICE PRESIDENT

	VOTES	PERCENT
Vote For No More Than 1		
101 MITT ROMNEY (REP)	71	32.72
102 BARACK OBAMA (DEM)	140	64.52
103 GARY JOHNSON (LIB)	5	2.30
WRITE-IN.	1	.46

US SENATOR

	VOTES	PERCENT
Vote For No More Than 1		
104 RICHARD E. MOURDOCK (REP).	60	28.44
105 JOE DONNELLY (DEM)	134	63.51
106 ANDREW "ANDY" HORNING (LIB)	16	7.58
WRITE-IN.	1	.47

GOVERNOR & LT GOV

	VOTES	PERCENT
Vote For No More Than 1		
107 MIKE PENCE (REP).	78	36.97
108 JOHN R. GREGG (DEM).	122	57.82
109 RUPERT BONEHAM (LIB)	11	5.21
WRITE-IN.	0	

ATTORNEY GENERAL

	VOTES	PERCENT
Vote For No More Than 1		
110 GREG ZOELLER (REP)	83	39.52
111 KAY FLEMING (DEM)	127	60.48

SUPERINTEND OF PUB INST

	VOTES	PERCENT
Vote For No More Than 1		
112 TONY BENNETT (REP)	94	44.76
113 GLENDA RITZ (DEM)	116	55.24

US REP IN CONG DISTRICT 9

	VOTES	PERCENT
Vote For No More Than 1		
114 TODD YOUNG (REP).	82	38.32
115 SHELLI YODER (DEM)	132	61.68
WRITE-IN.	0	

STATE REP DISTRICT 66

	VOTES	PERCENT
Vote For No More Than 1		
116 JUSTIN STEVENS (REP)	70	32.86
117 TERRY GOODIN (DEM)	143	67.14

JUDGE CIRCUIT 4

	VOTES	PERCENT
Vote For No More Than 1		
NO CANDIDATE POSITION	0	
123 VICKI L. CARMICHAEL (DEM).	171	100.00

CORONER

	VOTES	PERCENT
Vote For No More Than 1		
124 TERRY CONWAY (REP)	88	42.11
125 JOHN HALL (DEM)	121	57.89

COMM DISTRICT 1

	VOTES	PERCENT
Vote For No More Than 1		
126 RICK STEPHENSON (REP)	67	32.21
127 ED MEYER (DEM)	141	67.79

COMM DISTRICT 2

	VOTES	PERCENT
Vote For No More Than 1		
128 JACK A. COFFMAN SR. (REP).	69	32.86
129 LES YOUNG (DEM)	141	67.14

COUNCIL AT-LARGE

	VOTES	PERCENT
Vote For No More Than 3		
130 RONALD BROGAN (REP).	54	9.73
131 KELLY L. KHURI (REP)	64	11.53
132 RYAN LYNCH (REP).	54	9.73
133 SUSAN POPP (DEM).	133	23.96
134 BRENDA ROSS (DEM)	124	22.34
135 KEVIN L. VISSING (DEM).	126	22.70

GCS CORP BOARD DISTRICT 2

	VOTES	PERCENT
Vote For No More Than 1		
141 VICKIE BOISSEAU	44	27.85
142 CLAY ANTHONY "TONY" HALL	91	57.59
143 FRED W. KRENKE	23	14.56

GCS CORP BOARD DISTRICT 5

	VOTES	PERCENT
Vote For No More Than 1		
144 CHRISTINA GILKEY.	110	70.51
145 DALE MOSS	46	29.49

0005 CHARLESTOWN 3

VOTES PERCENT

GCS CORP BOARD DISTRICT 6

Vote For No More Than 1		
146 ALICE DORMAN BUTLER.	60	40.27
147 JERRY D. WHITE	89	59.73

GCS CORP BOARD DISTRICT 7

Vote For No More Than 1		
148 TERESA BOTTORFF-PERKINS	78	52.00
149 REBECCA (BECKA) CHRISTENSEN	72	48.00

JUST OF THE IN SUP COURT DAVID

Vote For No More Than 1		
YES	105	71.92
NO.	41	28.08

JUST OF THE IN SUP COURT RUCKER

Vote For No More Than 1		
YES	107	72.30
NO.	41	27.70

JUDGE OF THE IN COURT OF APP 1ST DIST

Vote For No More Than 1		
YES	103	71.53
NO.	41	28.47

JUDGE OF THE IN COURT OF APP 5TH DIST

Vote For No More Than 1		
YES	106	72.60
NO.	40	27.40

WE, THE UNDERSIGNED, DO HEREBY CERTIFY
THAT THE ABOVE RESULTS ARE A TRUE AND
ACCURATE ACCOUNT OF ALL BALLOTS COUNTED
AND THAT ALL COUNTERS WERE ZERO (0)
WHEN THE POLLS OPENED AND THAT THE
ELECTION WAS HELD IN ACCORDANCE WITH
THE LAWS OF THE STATE.

ELECTION JUDGE

ELECTION JUDGE

ELECTION JUDGE

0006 CHARLESTOWN 4

	VOTES	PERCENT
REGISTERED VOTERS - TOTAL	847	
BALLOTS CAST - TOTAL	335	
VOTER TURNOUT - TOTAL		39.55

STRAIGHT PARTY

	VOTES	PERCENT
Vote For No More Than 1		
REPUBLICAN (REP)	42	25.61
DEMOCRATIC (DEM)	115	70.12
LIBERTARIAN (LIB)	7	4.27

PRESIDENT & VICE PRESIDENT

	VOTES	PERCENT
Vote For No More Than 1		
101 MITT ROMNEY (REP)	127	38.48
102 BARACK OBAMA (DEM)	191	57.88
103 GARY JOHNSON (LIB)	12	3.64
WRITE-IN	0	

US SENATOR

	VOTES	PERCENT
Vote For No More Than 1		
104 RICHARD E. MOURDOCK (REP)	106	32.82
105 JOE DONNELLY (DEM)	200	61.92
106 ANDREW "ANDY" HORNING (LIB)	16	4.95
WRITE-IN	1	.31

GOVERNOR & LT GOV

	VOTES	PERCENT
Vote For No More Than 1		
107 MIKE PENCE (REP)	133	41.05
108 JOHN R. GREGG (DEM)	180	55.56
109 RUPERT BONEHAM (LIB)	10	3.09
WRITE-IN	1	.31

ATTORNEY GENERAL

	VOTES	PERCENT
Vote For No More Than 1		
110 GREG ZOELLER (REP)	133	42.22
111 KAY FLEMING (DEM)	182	57.78

SUPERINTEND OF PUB INST

	VOTES	PERCENT
Vote For No More Than 1		
112 TONY BENNETT (REP)	129	40.69
113 GLENDA RITZ (DEM)	188	59.31

US REP IN CONG DISTRICT 9

	VOTES	PERCENT
Vote For No More Than 1		
114 TODD YOUNG (REP)	116	36.02
115 SHELLI YODER (DEM)	204	63.35
WRITE-IN	2	.62

STATE REP DISTRICT 66

	VOTES	PERCENT
Vote For No More Than 1		
116 JUSTIN STEVENS (REP)	109	33.54
117 TERRY GOODIN (DEM)	216	66.46

JUDGE CIRCUIT 4

	VOTES	PERCENT
Vote For No More Than 1		
NO CANDIDATE POSITION	0	
123 VICKI L. CARMICHAEL (DEM)	261	100.00

CORONER

	VOTES	PERCENT
Vote For No More Than 1		
124 TERRY CONWAY (REP)	141	44.34
125 JOHN HALL (DEM)	177	55.66

COMM DISTRICT 1

	VOTES	PERCENT
Vote For No More Than 1		
126 RICK STEPHENSON (REP)	129	40.95
127 ED MEYER (DEM)	186	59.05

COMM DISTRICT 2

	VOTES	PERCENT
Vote For No More Than 1		
128 JACK A. COFFMAN SR. (REP)	114	36.31
129 LES YOUNG (DEM)	200	63.69

COUNCIL AT-LARGE

	VOTES	PERCENT
Vote For No More Than 3		
130 RONALD BROGAN (REP)	89	10.32
131 KELLY L. KHURI (REP)	104	12.06
132 RYAN LYNCH (REP)	88	10.21
133 SUSAN POPP (DEM)	196	22.74
134 BRENDA ROSS (DEM)	195	22.62
135 KEVIN L. VISSING (DEM)	190	22.04

GCS CORP BOARD DISTRICT 2

	VOTES	PERCENT
Vote For No More Than 1		
141 VICKIE BOISSEAU	58	23.29
142 CLAY ANTHONY "TONY" HALL	161	64.66
143 FRED W. KRENKE	30	12.05

GCS CORP BOARD DISTRICT 5

	VOTES	PERCENT
Vote For No More Than 1		
144 CHRISTINA GILKEY	167	71.06
145 DALE MOSS	68	28.94

RUN DATE:11/06/12 11:07 PM

REPORT-EL30

PAGE 0006-02

0006 CHARLESTOWN 4

VOTES PERCENT

GCS CORP BOARD DISTRICT 6

Vote For No More Than 1		
146 ALICE DORMAN BUTLER.	107	45.92
147 JERRY D. WHITE	126	54.08

GCS CORP BOARD DISTRICT 7

Vote For No More Than 1		
148 TERESA BOTTORFF-PERKINS	110	48.03
149 REBECCA (BECKA) CHRISTENSEN	119	51.97

JUST OF THE IN SUP COURT DAVID

Vote For No More Than 1		
YES	180	78.60
NO.	49	21.40

JUST OF THE IN SUP COURT RUCKER

Vote For No More Than 1		
YES	177	78.67
NO.	48	21.33

JUDGE OF THE IN COURT OF APP 1ST DIST

Vote For No More Than 1		
YES	185	81.50
NO.	42	18.50

JUDGE OF THE IN COURT OF APP 5TH DIST

Vote For No More Than 1		
YES	182	80.53
NO.	44	19.47

WE, THE UNDERSIGNED, DO HEREBY CERTIFY
THAT THE ABOVE RESULTS ARE A TRUE AND
ACCURATE ACCOUNT OF ALL BALLOTS COUNTED
AND THAT ALL COUNTERS WERE ZERO (0)
WHEN THE POLLS OPENED AND THAT THE
ELECTION WAS HELD IN ACCORDANCE WITH
THE LAWS OF THE STATE.

ELECTION JUDGE

ELECTION JUDGE

ELECTION JUDGE

RUN DATE:11/06/12 11:07 PM

REPORT-EL30

PAGE 0007-01

0007 CHARLESTOWN 5

	VOTES	PERCENT
REGISTERED VOTERS - TOTAL	619	
BALLOTS CAST - TOTAL	+1 363	362
VOTER TURNOUT - TOTAL		58.48

STRAIGHT PARTY

Vote For No More Than 1		
REPUBLICAN (REP)	+1 68	67 52.34
DEMOCRATIC (DEM)		59 46.09
LIBERTARIAN (LIB)		2 1.56

PRESIDENT & VICE PRESIDENT

Vote For No More Than 1		
101 MITT ROMNEY (REP)	+1 197	196 54.90
102 BARACK OBAMA (DEM)		156 43.70
103 GARY JOHNSON (LIB)		4 1.12
WRITE-IN		1 .28

US SENATOR

Vote For No More Than 1		
104 RICHARD E. MOURDOCK (REP)	+1 153	152 42.94
105 JOE DONNELLY (DEM)		180 50.85
106 ANDREW "ANDY" HORNING (LIB)		21 5.93
WRITE-IN		1 .28

GOVERNOR & LT GOV

Vote For No More Than 1		
107 MIKE PENCE (REP)	+1 186	185 52.56
108 JOHN R. GREGG (DEM)		151 42.90
109 RUPERT BONEHAM (LIB)		16 4.55
WRITE-IN		0

ATTORNEY GENERAL

Vote For No More Than 1		
110 GREG ZOELLER (REP)	+1 194	193 57.61
111 KAY FLEMING (DEM)		142 42.39

SUPERINTEND OF PUB INST

Vote For No More Than 1		
112 TONY BENNETT (REP)	+1 182	181 52.92
113 GLENDA RITZ (DEM)		161 47.08

US REP IN CONG DISTRICT 9

Vote For No More Than 1		
114 TODD YOUNG (REP)	+1 177	176 50.29
115 SHELLI YODER (DEM)		174 49.71
WRITE-IN		0

STATE REP DISTRICT 66

Vote For No More Than 1		
116 JUSTIN STEVENS (REP)	+1 139	138 39.66
117 TERRY GOODIN (DEM)		210 60.34

JUDGE CIRCUIT 4

Vote For No More Than 1		
NO CANDIDATE POSITION		0
123 VICKI L. CARMICHAEL (DEM)		253 100.00

CORONER

Vote For No More Than 1		
124 TERRY CONWAY (REP)	+1 184	183 54.63
125 JOHN HALL (DEM)		152 45.37

COMM DISTRICT 1

Vote For No More Than 1		
126 RICK STEPHENSON (REP)	+1 163	162 47.93
127 ED MEYER (DEM)		176 52.07

COMM DISTRICT 2

Vote For No More Than 1		
128 JACK A. COFFMAN SR. (REP)	+1 172	171 50.44
129 LES YOUNG (DEM)		168 49.56

COUNCIL AT-LARGE

Vote For No More Than 3		
130 RONALD BROGAN (REP)	+1 130	129 13.90
131 KELLY L. KHURI (REP)	+1 164	163 17.56
132 RYAN LYNCH (REP)	+1 132	131 14.12
133 SUSAN POPP (DEM)		175 18.86
134 BRENDA ROSS (DEM)		157 16.92
135 KEVIN L. VISSING (DEM)		173 18.64

GCS CORP BOARD DISTRICT 2

Vote For No More Than 1		
141 VICKIE BOISSEAU		76 26.21
142 CLAY ANTHONY "TONY" HALL		173 59.66
143 FRED W. KRENKE		41 14.14

GCS CORP BOARD DISTRICT 5

Vote For No More Than 1		
144 CHRISTINA GILKEY		175 64.34
145 DALE MOSS		97 35.66

0007 CHARLESTOWN 5

VOTES PERCENT

GCS CORP BOARD DISTRICT 6

Vote For No More Than 1		
146 ALICE DORMAN BUTLER.	104	41.27
147 JERRY D. WHITE	148	58.73

GCS CORP BOARD DISTRICT 7

Vote For No More Than 1		
148 TERESA BOTTORFF-PERKINS	164	63.57
149 REBECCA (BECKA) CHRISTENSEN	94	36.43

JUST OF THE IN SUP COURT DAVID

Vote For No More Than 1		
YES	164	66.94
NO.	81	33.06

JUST OF THE IN SUP COURT RUCKER

Vote For No More Than 1		
YES	166	68.60
NO.	76	31.40

JUDGE OF THE IN COURT OF APP 1ST DIST

Vote For No More Than 1		
YES	172	70.49
NO.	72	29.51

JUDGE OF THE IN COURT OF APP 5TH DIST

Vote For No More Than 1		
YES	171	71.85
NO.	67	28.15

WE, THE UNDERSIGNED, DO HEREBY CERTIFY
THAT THE ABOVE RESULTS ARE A TRUE AND
ACCURATE ACCOUNT OF ALL BALLOTS COUNTED
AND THAT ALL COUNTERS WERE ZERO (0)
WHEN THE POLLS OPENED AND THAT THE
ELECTION WAS HELD IN ACCORDANCE WITH
THE LAWS OF THE STATE.

ELECTION JUDGE

ELECTION JUDGE

ELECTION JUDGE

RUN DATE:11/06/12 11:07 PM

0008 CHARLESTOWN 6

	VOTES	PERCENT
REGISTERED VOTERS - TOTAL	2061	
BALLOTS CAST - TOTAL +1	1416 1415	
VOTER TURNOUT - TOTAL		68.66

STRAIGHT PARTY

	VOTES	PERCENT
Vote For No More Than 1		
REPUBLICAN (REP) +1	304 303	61.96
DEMOCRATIC (DEM)	183	37.42
LIBERTARIAN (LIB)	3	.61

PRESIDENT & VICE PRESIDENT

	VOTES	PERCENT
Vote For No More Than 1		
101 MITT ROMNEY (REP) +1	916 915	65.54
102 BARACK OBAMA (DEM)	465	33.31
103 GARY JOHNSON (LIB)	13	.93
WRITE-IN	3	.21

US SENATOR

	VOTES	PERCENT
Vote For No More Than 1		
104 RICHARD E. MOURDOCK (REP) +1	759 758	55.78
105 JOE DONNELLY (DEM)	548	40.32
106 ANDREW "ANDY" HORNING (LIB)	50	3.68
WRITE-IN	3	.22

GOVERNOR & LT GOV

	VOTES	PERCENT
Vote For No More Than 1		
107 MIKE PENCE (REP) +1	883 882	64.57
108 JOHN R. GREGG (DEM)	451	33.02
109 RUPERT BONEHAM (LIB)	33	2.42
WRITE-IN	0	

ATTORNEY GENERAL

	VOTES	PERCENT
Vote For No More Than 1		
110 GREG ZOELLER (REP) +1	901 900	67.98
111 KAY FLEMING (DEM)	424	32.02

SUPERINTEND OF PUB INST

	VOTES	PERCENT
Vote For No More Than 1		
112 TONY BENNETT (REP) +1	775 774	57.68
113 GLENDA RITZ (DEM)	568	42.32

US REP IN CONG DISTRICT 9

	VOTES	PERCENT
Vote For No More Than 1		
114 TODD YOUNG (REP) +1	839 838	60.90
115 SHELLI YODER (DEM)	538	39.10
WRITE-IN	0	

STATE REP DISTRICT 66

	VOTES	PERCENT
Vote For No More Than 1		
116 JUSTIN STEVENS (REP) +1	763 762	56.07
117 TERRY GOODIN (DEM)	597	43.93

JUDGE CIRCUIT 4

	VOTES	PERCENT
Vote For No More Than 1		
NO CANDIDATE POSITION	0	
123 VICKI L. CARMICHAEL (DEM) +1	862 861	100.00

CORONER

	VOTES	PERCENT
Vote For No More Than 1		
124 TERRY CONWAY (REP) +1	874 873	66.49
125 JOHN HALL (DEM)	440	33.51

COMM DISTRICT 1

	VOTES	PERCENT
Vote For No More Than 1		
126 RICK STEPHENSON (REP) +1	821 820	62.12
127 ED MEYER (DEM)	500	37.88

COMM DISTRICT 2

	VOTES	PERCENT
Vote For No More Than 1		
128 JACK A. COFFMAN SR. (REP) +1	829 828	63.11
129 LES YOUNG (DEM)	484	36.89

COUNCIL AT-LARGE

	VOTES	PERCENT
Vote For No More Than 3		
130 RONALD BROGAN (REP) +1	647 646	17.96
131 KELLY L. KHURI (REP)	739	20.54
132 RYAN LYNCH (REP)	659	18.32
133 SUSAN POPP (DEM)	558	15.51
134 BRENDA ROSS (DEM)	456	12.68
135 KEVIN L. VISSING (DEM)	539	14.98

GCS CORP BOARD DISTRICT 2

	VOTES	PERCENT
Vote For No More Than 1		
141 VICKIE BOISSEAU +1	405 404	36.43
142 CLAY ANTHONY "TONY" HALL	572	51.58
143 FRED W. KRENKE	133	11.99

GCS CORP BOARD DISTRICT 5

	VOTES	PERCENT
Vote For No More Than 1		
144 CHRISTINA GILKEY +1	583 582	54.24
145 DALE MOSS	491	45.76

0008 CHARLESTOWN 6

VOTES PERCENT

GCS CORP BOARD DISTRICT 6

Vote For No More Than 1			
146 ALICE DORMAN BUTLER.	+1 430	429	41.73
147 JERRY D. WHITE		599	58.27

GCS CORP BOARD DISTRICT 7

Vote For No More Than 1			
148 TERESA BOTTORFF-PERKINS	+1 582	581	56.08
149 REBECCA (BECKA) CHRISTENSEN		455	43.92

JUST OF THE IN SUP COURT DAVID

Vote For No More Than 1			
YES	+1 710	709	73.47
NO.		256	26.53

JUST OF THE IN SUP COURT RUCKER

Vote For No More Than 1			
YES	+1 710	709	74.24
NO.		246	25.76

JUDGE OF THE IN COURT OF APP 1ST DIST

Vote For No More Than 1			
YES	+1 707	706	74.08
NO.		247	25.92

JUDGE OF THE IN COURT OF APP 5TH DIST

Vote For No More Than 1			
YES	+1 706	705	73.44
NO.		255	26.56

WE, THE UNDERSIGNED, DO HEREBY CERTIFY THAT THE ABOVE RESULTS ARE A TRUE AND ACCURATE ACCOUNT OF ALL BALLOTS COUNTED AND THAT ALL COUNTERS WERE ZERO (0) WHEN THE POLLS OPENED AND THAT THE ELECTION WAS HELD IN ACCORDANCE WITH THE LAWS OF THE STATE.

ELECTION JUDGE

ELECTION JUDGE

ELECTION JUDGE

0009 CHARLESTOWN 7

	VOTES	PERCENT
REGISTERED VOTERS - TOTAL	2839	
BALLOTS CAST - TOTAL	+1 1815	1814
VOTER TURNOUT - TOTAL		63.90

STRAIGHT PARTY

	VOTES	PERCENT
Vote For No More Than 1		
REPUBLICAN (REP)	459	63.49
DEMOCRATIC (DEM)	254	35.13
LIBERTARIAN (LIB)	10	1.38

PRESIDENT & VICE PRESIDENT

	VOTES	PERCENT
Vote For No More Than 1		
101 MITT ROMNEY (REP)	+1 1182	1181 65.72
102 BARACK OBAMA (DEM)		590 32.83
103 GARY JOHNSON (LIB)		23 1.28
WRITE-IN		3 .17

US SENATOR

	VOTES	PERCENT
Vote For No More Than 1		
104 RICHARD E. MOURDOCK (REP)	+1 986	985 56.13
105 JOE DONNELLY (DEM)		696 39.66
106 ANDREW "ANDY" HORNING (LIB)		72 4.10
WRITE-IN		2 .11

GOVERNOR & LT GOV

	VOTES	PERCENT
Vote For No More Than 1		
107 MIKE PENCE (REP)		1115 63.75
108 JOHN R. GREGG (DEM)	+1 581	580 33.16
109 RUPERT BONEHAM (LIB)		53 3.03
WRITE-IN		1 .06

ATTORNEY GENERAL

	VOTES	PERCENT
Vote For No More Than 1		
110 GREG ZOELLER (REP)	+1 1163	1162 68.15
111 KAY FLEMING (DEM)		543 31.85

SUPERINTEND OF PUB INST

	VOTES	PERCENT
Vote For No More Than 1		
112 TONY BENNETT (REP)	+1 1031	1030 59.54
113 GLENDA RITZ (DEM)		700 40.46

US REP IN CONG DISTRICT 9

	VOTES	PERCENT
Vote For No More Than 1		
114 TODD YOUNG (REP)		1072 61.01
115 SHELLI YODER (DEM)	+1 685	684 38.93
WRITE-IN		1 .06

STATE REP DISTRICT 66

	VOTES	PERCENT
Vote For No More Than 1		
116 JUSTIN STEVENS (REP)	+1 1055	1054 61.03
117 TERRY GOODIN (DEM)		673 38.97

JUDGE CIRCUIT 4

	VOTES	PERCENT
Vote For No More Than 1		
NO CANDIDATE POSITION		0
123 VICKI L. CARMICHAEL (DEM)	+1 1053	1052 100.00

CORONER

	VOTES	PERCENT
Vote For No More Than 1		
124 TERRY CONWAY (REP)	+1 1083	1082 64.71
125 JOHN HALL (DEM)		590 35.29

COMM DISTRICT 1

	VOTES	PERCENT
Vote For No More Than 1		
126 RICK STEPHENSON (REP)	+1 1092	1091 64.98
127 ED MEYER (DEM)		588 35.02

COMM DISTRICT 2

	VOTES	PERCENT
Vote For No More Than 1		
128 JACK A. COFFMAN SR. (REP)	+1 1067	1066 63.41
129 LES YOUNG (DEM)		615 36.59

COUNCIL AT-LARGE

	VOTES	PERCENT
Vote For No More Than 3		
130 RONALD BROGAN (REP)		883 19.10
131 KELLY L. KHURI (REP)	+1 962	961 20.79
132 RYAN LYNCH (REP)		900 19.47
133 SUSAN POPP (DEM)		647 14.00
134 BRENDA ROSS (DEM)		576 12.46
135 KEVIN L. VISSING (DEM)		656 14.19

GCS CORP BOARD DISTRICT 2

	VOTES	PERCENT
Vote For No More Than 1		
141 VICKIE BOISSEAU	+1 593	522 39.31
142 CLAY ANTHONY "TONY" HALL		636 47.89
143 FRED W. KRENKE		170 12.80

GCS CORP BOARD DISTRICT 5

	VOTES	PERCENT
Vote For No More Than 1		
144 CHRISTINA GILKEY	+1 748	747 56.46
145 DALE MOSS		576 43.54

RUN DATE:11/06/12 11:07 PM

REPORT-EL30

PAGE 0009-02

0009 CHARLESTOWN 7

VOTES PERCENT

GCS CORP BOARD DISTRICT 6

Vote For No More Than 1			
146 ALICE DORMAN BUTLER.	+1	533	532 43.01
147 JERRY D. WHITE	705	56.99

GCS CORP BOARD DISTRICT 7

Vote For No More Than 1			
148 TERESA BOTTORFF-PERKINS	+1	710	709 56.05
149 REBECCA (BECKA) CHRISTENSEN	556	43.95

JUST OF THE IN SUP COURT DAVID

Vote For No More Than 1			
YES	862	71.06
NO.	+1	352	351 28.94

JUST OF THE IN SUP COURT RUCKER

Vote For No More Than 1			
YES	822	68.33
NO.	+1	382	381 31.67

JUDGE OF THE IN COURT OF APP 1ST DIST

Vote For No More Than 1			
YES	+1	849	848 70.84
NO.	349	29.16

JUDGE OF THE IN COURT OF APP 5TH DIST

Vote For No More Than 1			
YES	+1	864	863 71.68
NO.	341	28.32

WE, THE UNDERSIGNED, DO HEREBY CERTIFY THAT THE ABOVE RESULTS ARE A TRUE AND ACCURATE ACCOUNT OF ALL BALLOTS COUNTED AND THAT ALL COUNTERS WERE ZERO (0) WHEN THE POLLS OPENED AND THAT THE ELECTION WAS HELD IN ACCORDANCE WITH THE LAWS OF THE STATE.

ELECTION JUDGE

ELECTION JUDGE

ELECTION JUDGE

0010 CHARLESTOWN 8

	VOTES	PERCENT
REGISTERED VOTERS - TOTAL	1074	
BALLOTS CAST - TOTAL	+13 611	598
VOTER TURNOUT - TOTAL		55.68

STRAIGHT PARTY

	VOTES	PERCENT
Vote For No More Than 1		
REPUBLICAN (REP)	+4 163	59.33
DEMOCRATIC (DEM)		105 39.18
LIBERTARIAN (LIB)		4 1.49

PRESIDENT & VICE PRESIDENT

	VOTES	PERCENT
Vote For No More Than 1		
101 MITT ROMNEY (REP)	+11 362	59.09
102 BARACK OBAMA (DEM)	+2 235	39.23
103 GARY JOHNSON (LIB)		8 1.35
WRITE-IN		2 .34

US SENATOR

	VOTES	PERCENT
Vote For No More Than 1		
104 RICHARD E. MOURDOCK (REP)	+4 306	52.89
105 JOE DONNELLY (DEM)	+0 259	44.48
106 ANDREW "ANDY" HORNING (LIB)	+1 16	2.63
WRITE-IN		0

GOVERNOR & LT GOV

	VOTES	PERCENT
Vote For No More Than 1		
107 MIKE PENCE (REP)	+6 338	58.25
108 JOHN R. GREGG (DEM)	+4 221	38.07
109 RUPERT BONEHAM (LIB)		21 3.68
WRITE-IN		0

ATTORNEY GENERAL

	VOTES	PERCENT
Vote For No More Than 1		
110 GREG ZOELLER (REP)	+6 342	60.54
111 KAY FLEMING (DEM)	+4 223	39.46

SUPERINTEND OF PUB INST

	VOTES	PERCENT
Vote For No More Than 1		
112 TONY BENNETT (REP)	+8 316	55.10
113 GLENDA RITZ (DEM)	+2 253	44.90

US REP IN CONG DISTRICT 9

	VOTES	PERCENT
Vote For No More Than 1		
114 TODD YOUNG (REP)	+6 327	55.63
115 SHELLI YODER (DEM)	+4 260	44.37
WRITE-IN		0

STATE REP DISTRICT 66

	VOTES	PERCENT
Vote For No More Than 1		
116 JUSTIN STEVENS (REP)	+7 313	53.59
117 TERRY GOODIN (DEM)	+3 268	46.41

JUDGE CIRCUIT 4

	VOTES	PERCENT
Vote For No More Than 1		
NO CANDIDATE POSITION		0
123 VICKI L. CARMICHAEL (DEM)	+7 363	100.00

CORONER

	VOTES	PERCENT
Vote For No More Than 1		
124 TERRY CONWAY (REP)	+7 335	58.78
125 JOHN HALL (DEM)	+2 232	41.22

COMM DISTRICT 1

	VOTES	PERCENT
Vote For No More Than 1		
126 RICK STEPHENSON (REP)	+7 320	56.29
127 ED MEYER (DEM)	+2 245	43.71

COMM DISTRICT 2

	VOTES	PERCENT
Vote For No More Than 1		
128 JACK A. COFFMAN SR. (REP)	+7 310	54.40
129 LES YOUNG (DEM)	+2 256	45.60

COUNCIL AT-LARGE

	VOTES	PERCENT
Vote For No More Than 3		
130 RONALD BROGAN (REP)	+4 277	18.13
131 KELLY L. KHURI (REP)	+5 291	19.06
132 RYAN LYNCH (REP)	+0 268	17.46
133 SUSAN POPP (DEM)	+0 226	14.87
134 BRENDA ROSS (DEM)	+0 232	15.21
135 KEVIN L. VISSING (DEM)	+0 232	15.27

GCS CORP BOARD DISTRICT 2

	VOTES	PERCENT
Vote For No More Than 1		
141 VICKIE BOISSEAU	+2 146	37.31
142 CLAY ANTHONY "TONY" HALL	+2 199	50.00
143 FRED W. KRENKE	+0 50	12.69

GCS CORP BOARD DISTRICT 5

	VOTES	PERCENT
Vote For No More Than 1		
144 CHRISTINA GILKEY	+5 224	57.94
145 DALE MOSS	+2 161	42.06

0010 CHARLESTOWN 8

VOTES PERCENT

GCS CORP BOARD DISTRICT 6

Vote For No More Than 1				
146 ALICE DORMAN BUTLER.	+5	154	149	42.21
147 JERRY D. WHITE . . .	+3	207	204	57.79

GCS CORP BOARD DISTRICT 7

Vote For No More Than 1				
148 TERESA BOTTORFF-PERKINS	+2	207	205	55.86
149 REBECCA (BECKA) CHRISTENSEN	+6	167	162	44.14

JUST OF THE IN SUP COURT DAVID

Vote For No More Than 1				
YES	+5	258	252	70.28
NO.	+3	110	107	29.72

JUST OF THE IN SUP COURT RUCKER

Vote For No More Than 1				
YES	+6	254	248	68.32
NO.	+2	117	115	31.68

JUDGE OF THE IN COURT OF APP 1ST DIST

Vote For No More Than 1				
YES	+6	257	251	70.90
NO.	+2	105	103	29.10

JUDGE OF THE IN COURT OF APP 5TH DIST

Vote For No More Than 1				
YES	+6	265	259	72.14
NO.	+2	102	100	27.86

WE, THE UNDERSIGNED, DO HEREBY CERTIFY THAT THE ABOVE RESULTS ARE A TRUE AND ACCURATE ACCOUNT OF ALL BALLOTS COUNTED AND THAT ALL COUNTERS WERE ZERO (0) WHEN THE POLLS OPENED AND THAT THE ELECTION WAS HELD IN ACCORDANCE WITH THE LAWS OF THE STATE.

ELECTION JUDGE

ELECTION JUDGE

ELECTION JUDGE

RUN DATE:11/06/12 11:07 PM

REPORT-EL30

PAGE 0011-01

0011 JEFFERSONVILLE 1

	VOTES	PERCENT
REGISTERED VOTERS - TOTAL	900	
BALLOTS CAST - TOTAL	+1 333 332	
VOTER TURNOUT - TOTAL		36.89

STRAIGHT PARTY

Vote For No More Than 1		
REPUBLICAN (REP)	39	29.77
DEMOCRATIC (DEM)	+1 91 90	68.70
LIBERTARIAN (LIB)	2	1.53

PRESIDENT & VICE PRESIDENT

Vote For No More Than 1		
101 MITT ROMNEY (REP)	137	41.64
102 BARACK OBAMA (DEM)	+1 189 188	57.14
103 GARY JOHNSON (LIB)	4	1.22
WRITE-IN	0	

US SENATOR

Vote For No More Than 1		
104 RICHARD E. MOURDOCK (REP)	106	33.13
105 JOE DONNELLY (DEM)	+1 197 196	61.25
106 ANDREW "ANDY" HORNING (LIB)	18	5.63
WRITE-IN	0	

GOVERNOR & LT GOV

Vote For No More Than 1		
107 MIKE PENCE (REP)	128	40.38
108 JOHN R. GREGG (DEM)	+1 181 180	56.78
109 RUPERT BONEHAM (LIB)	9	2.84
WRITE-IN	0	

ATTORNEY GENERAL

Vote For No More Than 1		
110 GREG ZOELLER (REP)	134	42.68
111 KAY FLEMING (DEM)	+1 181 180	57.32

SUPERINTEND OF PUB INST

Vote For No More Than 1		
112 TONY BENNETT (REP)	119	38.26
113 GLENDA RITZ (DEM)	+1 193 192	61.74

US REP IN CONG DISTRICT 9

Vote For No More Than 1		
114 TODD YOUNG (REP)	121	38.41
115 SHELLI YODER (DEM)	+1 194 193	61.27
WRITE-IN	1	.32

STATE REP DISTRICT 71

Vote For No More Than 1		
NO CANDIDATE POSITION	0	
120 STEVEN R. STEMLER (DEM)	+1 246 245	100.00

JUDGE CIRCUIT 4

Vote For No More Than 1		
NO CANDIDATE POSITION	0	
123 VICKI L. CARMICHAEL (DEM)	+1 248 247	100.00

CORONER

Vote For No More Than 1		
124 TERRY CONWAY (REP)	122	40.40
125 JOHN HALL (DEM)	+1 181 180	59.60

COMM DISTRICT 1

Vote For No More Than 1		
126 RICK STEPHENSON (REP)	118	38.06
127 ED MEYER (DEM)	+1 193 192	61.94

COMM DISTRICT 2

Vote For No More Than 1		
128 JACK A. COFFMAN SR. (REP)	128	41.29
129 LES YOUNG (DEM)	+1 183 182	58.71

COUNCIL AT-LARGE

Vote For No More Than 3		
130 RONALD BROGAN (REP)	104	12.25
131 KELLY L. KHURI (REP)	117	13.78
132 RYAN LYNCH (REP)	97	11.43
133 SUSAN POPP (DEM)	+1 181 180	21.20
134 BRENDA ROSS (DEM)	+1 161 160	18.85
135 KEVIN L. VISSING (DEM)	+1 192 191	22.50

GCS CORP BOARD DISTRICT 2

Vote For No More Than 1		
141 VICKIE BOISSEAU	115	53.74
142 CLAY ANTHONY "TONY" HALL	90	42.06
143 FRED W. KRENKE	9	4.21

GCS CORP BOARD DISTRICT 5

Vote For No More Than 1		
144 CHRISTINA GILKEY	123	54.42
145 DALE MOSS	103	45.58

RUN DATE:11/06/12 11:07 PM

REPORT-EL30

PAGE 0011-02

0011 JEFFERSONVILLE 1

VOTES PERCENT

GCS CORP BOARD DISTRICT 6

Vote For No More Than 1		
146 ALICE DORMAN BUTLER.	115	54.76
147 JERRY D. WHITE	95	45.24

GCS CORP BOARD DISTRICT 7

Vote For No More Than 1		
148 TERESA BOTTORFF-PERKINS	124	54.63
149 REBECCA (BECKA) CHRISTENSEN	103	45.37

JUST OF THE IN SUP COURT DAVID

Vote For No More Than 1		
YES	156	71.23
NO.	63	28.77

JUST OF THE IN SUP COURT RUCKER

Vote For No More Than 1		
YES	151	69.91
NO.	65	30.09

JUDGE OF THE IN COURT OF APP 1ST DIST

Vote For No More Than 1		
YES	155	72.09
NO.	60	27.91

JUDGE OF THE IN COURT OF APP 5TH DIST

Vote For No More Than 1		
YES	160	73.73
NO.	57	26.27

WE, THE UNDERSIGNED, DO HEREBY CERTIFY
THAT THE ABOVE RESULTS ARE A TRUE AND
ACCURATE ACCOUNT OF ALL BALLOTS COUNTED
AND THAT ALL COUNTERS WERE ZERO (0)
WHEN THE POLLS OPENED AND THAT THE
ELECTION WAS HELD IN ACCORDANCE WITH
THE LAWS OF THE STATE.

ELECTION JUDGE

ELECTION JUDGE

ELECTION JUDGE

0012 JEFFERSONVILLE 2

VOTES PERCENT

VOTES PERCENT

REGISTERED VOTERS - TOTAL		726	
BALLOTS CAST - TOTAL	+6	344	338
VOTER TURNOUT - TOTAL			46.56

STATE REP DISTRICT 71

Vote For No More Than 1			
NO CANDIDATE POSITION			0
120 STEVEN R. STEMLER (DEM)	+1	262	261 100.00

STRAIGHT PARTY

Vote For No More Than 1			
REPUBLICAN (REP)		39	31.97
DEMOCRATIC (DEM)	+4	84	80 65.57
LIBERTARIAN (LIB)	+1	4	2 2.46

JUDGE CIRCUIT 4

Vote For No More Than 1			
NO CANDIDATE POSITION			0
123 VICKI L. CARMICHAEL (DEM)	+1	251	250 100.00

PRESIDENT & VICE PRESIDENT

Vote For No More Than 1			
101 MITT ROMNEY (REP)		117	35.03
102 BARACK OBAMA (DEM)	+5	213	208 62.28
103 GARY JOHNSON (LIB)	+1	8	7 2.10
WRITE-IN		2	.60

CORONER

Vote For No More Than 1			
124 TERRY CONWAY (REP)		115	36.39
125 JOHN HALL (DEM)	+1	202	201 63.61

US SENATOR

Vote For No More Than 1			
104 RICHARD E. MOURDOCK (REP)		91	28.17
105 JOE DONNELLY (DEM)	+4	208	204 63.16
106 ANDREW "ANDY" HORNING (LIB)	+1	29	28 8.67
WRITE-IN		0	

COMM DISTRICT 1

Vote For No More Than 1			
126 RICK STEPHENSON (REP)		125	40.19
127 ED MEYER (DEM)	+1	187	186 59.81

GOVERNOR & LT GOV

Vote For No More Than 1			
107 MIKE PENCE (REP)		112	34.89
108 JOHN R. GREGG (DEM)	+1	200	199 61.99
109 RUPERT BONEHAM (LIB)		10	3.12
WRITE-IN		0	

COMM DISTRICT 2

Vote For No More Than 1			
128 JACK A. COFFMAN SR. (REP)	+1	117	116 37.79
129 LES YOUNG (DEM)		191	62.21

ATTORNEY GENERAL

Vote For No More Than 1			
110 GREG ZOELLER (REP)	+1	126	125 39.94
111 KAY FLEMING (DEM)		188	60.06

COUNCIL AT-LARGE

Vote For No More Than 3			
130 RONALD BROGAN (REP)		101	12.20
131 KELLY L. KHURI (REP)	+1	106	105 12.68
132 RYAN LYNCH (REP)		95	11.47
133 SUSAN POPP (DEM)		191	23.07
134 BRENDA ROSS (DEM)		154	18.60
135 KEVIN L. VISSING (DEM)		182	21.98

SUPERINTEND OF PUB INST

Vote For No More Than 1			
112 TONY BENNETT (REP)		129	40.57
113 GLENDA RITZ (DEM)	+1	190	189 59.43

GCS CORP BOARD DISTRICT 2

Vote For No More Than 1			
141 VICKIE BOISSEAU	+1	113	112 48.48
142 CLAY ANTHONY "TONY" HALL		96	41.56
143 FRED W. KRENKE		23	9.96

US REP IN CONG DISTRICT 9

Vote For No More Than 1			
114 TODD YOUNG (REP)		104	31.80
115 SHELLI YODER (DEM)	+5	228	223 68.20
WRITE-IN		0	

GCS CORP BOARD DISTRICT 5

Vote For No More Than 1			
144 CHRISTINA GILKEY	+1	108	107 43.67
145 DALE MOSS		138	56.33

RUN DATE:11/06/12 11:07 PM

REPORT-EL30 PAGE 0012-02

0012 JEFFERSONVILLE 2

VOTES PERCENT

GCS CORP BOARD DISTRICT 6
 Vote For No More Than 1
 146 ALICE DORMAN BUTLER. +1 112 ~~111~~ 48.05
 147 JERRY D. WHITE 120 51.95

GCS CORP BOARD DISTRICT 7
 Vote For No More Than 1
 148 TERESA BOTTORFF-PERKINS 117 45.17
 149 REBECCA (BECKA) CHRISTENSEN +1 143 ~~142~~ 54.83

JUST OF THE IN SUP COURT DAVID
 Vote For No More Than 1
 YES 152 68.47
 NO. +1 71 ~~70~~ 31.53

JUST OF THE IN SUP COURT RUCKER
 Vote For No More Than 1
 YES 154 69.68
 NO. +1 68 ~~67~~ 30.32

JUDGE OF THE IN COURT OF APP 1ST DIST
 Vote For No More Than 1
 YES 155 69.51
 NO. +1 69 ~~68~~ 30.49

JUDGE OF THE IN COURT OF APP 5TH DIST
 Vote For No More Than 1
 YES +1 159 158 70.85
 NO. 65 29.15

WE, THE UNDERSIGNED, DO HEREBY CERTIFY
 THAT THE ABOVE RESULTS ARE A TRUE AND
 ACCURATE ACCOUNT OF ALL BALLOTS COUNTED
 AND THAT ALL COUNTERS WERE ZERO (0)
 WHEN THE POLLS OPENED AND THAT THE
 ELECTION WAS HELD IN ACCORDANCE WITH
 THE LAWS OF THE STATE.

ELECTION JUDGE

ELECTION JUDGE

ELECTION JUDGE

0013 JEFFERSONVILLE 3

	VOTES	PERCENT
REGISTERED VOTERS - TOTAL	1723	
BALLOTS CAST - TOTAL	613	
VOTER TURNOUT - TOTAL		35.58

STRAIGHT PARTY

	VOTES	PERCENT
Vote For No More Than 1		
REPUBLICAN (REP)	51	13.39
DEMOCRATIC (DEM)	327	85.83
LIBERTARIAN (LIB)	3	.79

PRESIDENT & VICE PRESIDENT

	VOTES	PERCENT
Vote For No More Than 1		
101 MITT ROMNEY (REP)	108	17.70
102 BARACK OBAMA (DEM)	494	80.98
103 GARY JOHNSON (LIB)	6	.98
WRITE-IN	2	.33

US SENATOR

	VOTES	PERCENT
Vote For No More Than 1		
104 RICHARD E. MOURDOCK (REP)	85	14.41
105 JOE DONNELLY (DEM)	489	82.88
106 ANDREW "ANDY" HORNING (LIB)	16	2.71
WRITE-IN	0	

GOVERNOR & LT GOV

	VOTES	PERCENT
Vote For No More Than 1		
107 MIKE PENCE (REP)	100	17.01
108 JOHN R. GREGG (DEM)	472	80.27
109 RUPERT BONEHAM (LIB)	15	2.55
WRITE-IN	1	.17

ATTORNEY GENERAL

	VOTES	PERCENT
Vote For No More Than 1		
110 GREG ZOELLER (REP)	120	20.58
111 KAY FLEMING (DEM)	463	79.42

SUPERINTEND OF PUB INST

	VOTES	PERCENT
Vote For No More Than 1		
112 TONY BENNETT (REP)	132	22.76
113 GLENDA RITZ (DEM)	448	77.24

US REP IN CONG DISTRICT 9

	VOTES	PERCENT
Vote For No More Than 1		
114 TODD YOUNG (REP)	104	17.69
115 SHELLI YODER (DEM)	482	81.97
WRITE-IN	2	.34

STATE REP DISTRICT 71

	VOTES	PERCENT
Vote For No More Than 1		
NO CANDIDATE POSITION	0	
120 STEVEN R. STEMLER (DEM)	512	100.00

JUDGE CIRCUIT 4

	VOTES	PERCENT
Vote For No More Than 1		
NO CANDIDATE POSITION	0	
123 VICKI L. CARMICHAEL (DEM)	513	100.00

CORONER

	VOTES	PERCENT
Vote For No More Than 1		
124 TERRY CONWAY (REP)	115	20.10
125 JOHN HALL (DEM)	457	79.90

COMM DISTRICT 1

	VOTES	PERCENT
Vote For No More Than 1		
126 RICK STEPHENSON (REP)	111	19.24
127 ED MEYER (DEM)	466	80.76

COMM DISTRICT 2

	VOTES	PERCENT
Vote For No More Than 1		
128 JACK A. COFFMAN SR. (REP)	104	18.25
129 LES YOUNG (DEM)	466	81.75

COUNCIL AT-LARGE

	VOTES	PERCENT
Vote For No More Than 3		
130 RONALD BROGAN (REP)	94	5.90
131 KELLY L. KHURI (REP)	100	6.28
132 RYAN LYNCH (REP)	95	5.97
133 SUSAN POPP (DEM)	439	27.58
134 BRENDA ROSS (DEM)	429	26.95
135 KEVIN L. VISSING (DEM)	435	27.32

GCS CORP BOARD DISTRICT 2

	VOTES	PERCENT
Vote For No More Than 1		
141 VICKIE BOISSEAU	150	44.64
142 CLAY ANTHONY "TONY" HALL	163	48.51
143 FRED W. KRENKE	23	6.85

GCS CORP BOARD DISTRICT 5

	VOTES	PERCENT
Vote For No More Than 1		
144 CHRISTINA GILKEY	225	64.66
145 DALE MOSS	123	35.34

RUN DATE:11/06/12 11:07 PM

REPORT-EL30

PAGE 0013-02

0013 JEFFERSONVILLE 3

VOTES PERCENT

GCS CORP BOARD DISTRICT 6

Vote For No More Than 1		
146 ALICE DORMAN BUTLER.	187	53.89
147 JERRY D. WHITE	160	46.11

GCS CORP BOARD DISTRICT 7

Vote For No More Than 1		
148 TERESA BOTTORFF-PERKINS	205	57.26
149 REBECCA (BECKA) CHRISTENSEN	153	42.74

JUST OF THE IN SUP COURT DAVID

Vote For No More Than 1		
YES	259	71.35
NO.	104	28.65

JUST OF THE IN SUP COURT RUCKER

Vote For No More Than 1		
YES	255	71.03
NO.	104	28.97

JUDGE OF THE IN COURT OF APP 1ST DIST

Vote For No More Than 1		
YES	263	73.26
NO.	96	26.74

JUDGE OF THE IN COURT OF APP 5TH DIST

Vote For No More Than 1		
YES	288	78.05
NO.	81	21.95

WE, THE UNDERSIGNED, DO HEREBY CERTIFY
THAT THE ABOVE RESULTS ARE A TRUE AND
ACCURATE ACCOUNT OF ALL BALLOTS COUNTED
AND THAT ALL COUNTERS WERE ZERO (0)
WHEN THE POLLS OPENED AND THAT THE
ELECTION WAS HELD IN ACCORDANCE WITH
THE LAWS OF THE STATE.

ELECTION JUDGE

ELECTION JUDGE

ELECTION JUDGE

0014 JEFFERSONVILLE 4

	VOTES	PERCENT
REGISTERED VOTERS - TOTAL	1179	
BALLOTS CAST - TOTAL	525	
VOTER TURNOUT - TOTAL		44.53

STRAIGHT PARTY

	VOTES	PERCENT
Vote For No More Than 1		
REPUBLICAN (REP)	71	30.47
DEMOCRATIC (DEM)	157	67.38
LIBERTARIAN (LIB)	5	2.15

PRESIDENT & VICE PRESIDENT

	VOTES	PERCENT
Vote For No More Than 1		
101 MITT ROMNEY (REP)	195	37.57
102 BARACK OBAMA (DEM)	301	58.00
103 GARY JOHNSON (LIB)	18	3.47
WRITE-IN	5	.96

US SENATOR

	VOTES	PERCENT
Vote For No More Than 1		
104 RICHARD E. MOURDOCK (REP)	159	31.42
105 JOE DONNELLY (DEM)	309	61.07
106 ANDREW "ANDY" HORNING (LIB)	36	7.11
WRITE-IN	2	.40

GOVERNOR & LT GOV

	VOTES	PERCENT
Vote For No More Than 1		
107 MIKE PENCE (REP)	180	35.57
108 JOHN R. GREGG (DEM)	305	60.28
109 RUPERT BONEHAM (LIB)	20	3.95
WRITE-IN	1	.20

ATTORNEY GENERAL

	VOTES	PERCENT
Vote For No More Than 1		
110 GREG ZOELLER (REP)	205	41.33
111 KAY FLEMING (DEM)	291	58.67

SUPERINTEND OF PUB INST

	VOTES	PERCENT
Vote For No More Than 1		
112 TONY BENNETT (REP)	216	43.46
113 GLENDA RITZ (DEM)	281	56.54

US REP IN CONG DISTRICT 9

	VOTES	PERCENT
Vote For No More Than 1		
114 TODD YOUNG (REP)	171	34.00
115 SHELLI YODER (DEM)	329	65.41
WRITE-IN	3	.60

VOTES PERCENT

STATE REP DISTRICT 71

	VOTES	PERCENT
Vote For No More Than 1		
NO CANDIDATE POSITION	0	
120 STEVEN R. STEMLER (DEM)	407	100.00

JUDGE CIRCUIT 4

	VOTES	PERCENT
Vote For No More Than 1		
NO CANDIDATE POSITION	0	
123 VICKI L. CARMICHAEL (DEM)	402	100.00

CORONER

	VOTES	PERCENT
Vote For No More Than 1		
124 TERRY CONWAY (REP)	178	36.11
125 JOHN HALL (DEM)	315	63.89

COMM DISTRICT 1

	VOTES	PERCENT
Vote For No More Than 1		
126 RICK STEPHENSON (REP)	188	38.21
127 ED MEYER (DEM)	304	61.79

COMM DISTRICT 2

	VOTES	PERCENT
Vote For No More Than 1		
128 JACK A. COFFMAN SR. (REP)	177	36.05
129 LES YOUNG (DEM)	314	63.95

COUNCIL AT-LARGE

	VOTES	PERCENT
Vote For No More Than 3		
130 RONALD BROGAN (REP)	156	11.34
131 KELLY L. KHURI (REP)	158	11.48
132 RYAN LYNCH (REP)	150	10.90
133 SUSAN POPP (DEM)	327	23.76
134 BRENDA ROSS (DEM)	279	20.28
135 KEVIN L. VISSING (DEM)	306	22.24

GCS CORP BOARD DISTRICT 2

	VOTES	PERCENT
Vote For No More Than 1		
141 VICKIE BOISSEAU	179	47.11
142 CLAY ANTHONY "TONY" HALL	165	43.42
143 FRED W. KRENKE	36	9.47

GCS CORP BOARD DISTRICT 5

	VOTES	PERCENT
Vote For No More Than 1		
144 CHRISTINA GILKEY	202	49.51
145 DALE MOSS	206	50.49

RUN DATE:11/06/12 11:07 PM

REPORT-EL30

PAGE 0014-02

0014 JEFFERSONVILLE 4

VOTES PERCENT

GCS CORP BOARD DISTRICT 6

Vote For No More Than 1		
146 ALICE DORMAN BUTLER.	171	43.62
147 JERRY D. WHITE	221	56.38

GCS CORP BOARD DISTRICT 7

Vote For No More Than 1		
148 TERESA BOTTORFF-PERKINS	207	49.76
149 REBECCA (BECKA) CHRISTENSEN	209	50.24

JUST OF THE IN SUP COURT DAVID

Vote For No More Than 1		
YES	284	74.54
NO.	97	25.46

JUST OF THE IN SUP COURT RUCKER

Vote For No More Than 1		
YES	280	74.47
NO.	96	25.53

JUDGE OF THE IN COURT OF APP 1ST DIST

Vote For No More Than 1		
YES	285	76.41
NO.	88	23.59

JUDGE OF THE IN COURT OF APP 5TH DIST

Vote For No More Than 1		
YES	293	77.31
NO.	86	22.69

WE, THE UNDERSIGNED, DO HEREBY CERTIFY THAT THE ABOVE RESULTS ARE A TRUE AND ACCURATE ACCOUNT OF ALL BALLOTS COUNTED AND THAT ALL COUNTERS WERE ZERO (0) WHEN THE POLLS OPENED AND THAT THE ELECTION WAS HELD IN ACCORDANCE WITH THE LAWS OF THE STATE.

ELECTION JUDGE

ELECTION JUDGE

ELECTION JUDGE

0015 JEFFERSONVILLE 5

VOTES PERCENT

VOTES PERCENT

REGISTERED VOTERS - TOTAL 1144
BALLOTS CAST - TOTAL 508
VOTER TURNOUT - TOTAL 44.41

STATE REP DISTRICT 71

Vote For No More Than 1
NO CANDIDATE POSITION 0
120 STEVEN R. STEMLER (DEM) 386 100.00

STRAIGHT PARTY

Vote For No More Than 1
REPUBLICAN (REP) 60 26.09
DEMOCRATIC (DEM) 168 73.04
LIBERTARIAN (LIB) 2 .87

JUDGE CIRCUIT 4

Vote For No More Than 1
NO CANDIDATE POSITION 0
123 VICKI L. CARMICHAEL (DEM) 382 100.00

PRESIDENT & VICE PRESIDENT

Vote For No More Than 1
101 MITT ROMNEY (REP) 166 33.00
102 BARACK OBAMA (DEM) 320 63.62
103 GARY JOHNSON (LIB) 12 2.39
WRITE-IN 5 .99

CORONER

Vote For No More Than 1
124 TERRY CONWAY (REP) 165 35.64
125 JOHN HALL (DEM) 298 64.36

US SENATOR

Vote For No More Than 1
104 RICHARD E. MOURDOCK (REP) 128 26.72
105 JOE DONNELLY (DEM) 331 69.10
106 ANDREW "ANDY" HORNING (LIB) 20 4.18
WRITE-IN 0

COMM DISTRICT 1

Vote For No More Than 1
126 RICK STEPHENSON (REP) 162 34.62
127 ED MEYER (DEM) 306 65.38

GOVERNOR & LT GOV

Vote For No More Than 1
107 MIKE PENCE (REP) 156 32.50
108 JOHN R. GREGG (DEM) 303 63.13
109 RUPERT BONEHAM (LIB) 20 4.17
WRITE-IN 1 .21

COMM DISTRICT 2

Vote For No More Than 1
128 JACK A. COFFMAN SR. (REP) 157 33.98
129 LES YOUNG (DEM) 305 66.02

ATTORNEY GENERAL

Vote For No More Than 1
110 GREG ZOELLER (REP) 176 37.37
111 KAY FLEMING (DEM) 295 62.63

COUNCIL AT-LARGE

Vote For No More Than 3
130 RONALD BROGAN (REP) 143 11.08
131 KELLY L. KHURI (REP) 131 10.15
132 RYAN LYNCH (REP) 120 9.30
133 SUSAN POPP (DEM) 305 23.63
134 BRENDA ROSS (DEM) 280 21.69
135 KEVIN L. VISSING (DEM) 312 24.17

SUPERINTEND OF PUB INST

Vote For No More Than 1
112 TONY BENNETT (REP) 162 34.03
113 GLENDA RITZ (DEM) 314 65.97

GCS CORP BOARD DISTRICT 2

Vote For No More Than 1
141 VICKIE BOISSEAU 150 47.17
142 CLAY ANTHONY "TONY" HALL 143 44.97
143 FRED W. KRENKE 25 7.86

US REP IN CONG DISTRICT 9

Vote For No More Than 1
114 TODD YOUNG (REP) 148 30.52
115 SHELLI YODER (DEM) 336 69.28
WRITE-IN 1 .21

GCS CORP BOARD DISTRICT 5

Vote For No More Than 1
144 CHRISTINA GILKEY 180 51.58
145 DALE MOSS 169 48.42

0015 JEFFERSONVILLE 5

VOTES PERCENT

GCS CORP BOARD DISTRICT 6

Vote For No More Than 1		
146 ALICE DORMAN BUTLER.	151	44.02
147 JERRY D. WHITE	192	55.98

GCS CORP BOARD DISTRICT 7

Vote For No More Than 1		
148 TERESA BOTTORFF-PERKINS	179	51.14
149 REBECCA (BECKA) CHRISTENSEN	171	48.86

JUST OF THE IN SUP COURT DAVID

Vote For No More Than 1		
YES	238	74.61
NO.	81	25.39

JUST OF THE IN SUP COURT RUCKER

Vote For No More Than 1		
YES	233	73.50
NO.	84	26.50

JUDGE OF THE IN COURT OF APP 1ST DIST

Vote For No More Than 1		
YES	225	72.12
NO.	87	27.88

JUDGE OF THE IN COURT OF APP 5TH DIST

Vote For No More Than 1		
YES	246	77.36
NO.	72	22.64

WE, THE UNDERSIGNED, DO HEREBY CERTIFY
THAT THE ABOVE RESULTS ARE A TRUE AND
ACCURATE ACCOUNT OF ALL BALLOTS COUNTED
AND THAT ALL COUNTERS WERE ZERO (0)
WHEN THE POLLS OPENED AND THAT THE
ELECTION WAS HELD IN ACCORDANCE WITH
THE LAWS OF THE STATE.

ELECTION JUDGE

ELECTION JUDGE

ELECTION JUDGE

0016 JEFFERSONVILLE 6

	VOTES	PERCENT
REGISTERED VOTERS - TOTAL	1230	
BALLOTS CAST - TOTAL	+1 468	467
VOTER TURNOUT - TOTAL		37.97

STRAIGHT PARTY

Vote For No More Than 1		
REPUBLICAN (REP)	88	35.34
DEMOCRATIC (DEM)	158	63.45
LIBERTARIAN (LIB)	3	1.20

PRESIDENT & VICE PRESIDENT

Vote For No More Than 1		
101 MITT ROMNEY (REP)	175	38.63
102 BARACK OBAMA (DEM)	+1 267	266 58.72
103 GARY JOHNSON (LIB)	9	1.99
WRITE-IN	3	.66

US SENATOR

Vote For No More Than 1		
104 RICHARD E. MOURDOCK (REP)	156	34.67
105 JOE DONNELLY (DEM)	+1 270	269 59.78
106 ANDREW "ANDY" HORNING (LIB)	24	5.33
WRITE-IN	1	.22

GOVERNOR & LT GOV

Vote For No More Than 1		
107 MIKE PENCE (REP)	181	40.49
108 JOHN R. GREGG (DEM)	+1 252	251 56.15
109 RUPERT BONEHAM (LIB)	14	3.13
WRITE-IN	1	.22

ATTORNEY GENERAL

Vote For No More Than 1		
110 GREG ZOELLER (REP)	186	42.18
111 KAY FLEMING (DEM)	+1 256	255 57.82

SUPERINTEND OF PUB INST

Vote For No More Than 1		
112 TONY BENNETT (REP)	196	44.65
113 GLENDA RITZ (DEM)	+1 244	243 55.35

US REP IN CONG DISTRICT 9

Vote For No More Than 1		
114 TODD YOUNG (REP)	174	39.10
115 SHELLI YODER (DEM)	+1 271	270 60.67
WRITE-IN	1	.22

VOTES PERCENT

STATE REP DISTRICT 71

Vote For No More Than 1		
NO CANDIDATE POSITION		0
120 STEVEN R. STEMLER (DEM)	+1 335	334 100.00

JUDGE CIRCUIT 4

Vote For No More Than 1		
NO CANDIDATE POSITION		0
123 VICKI L. CARMICHAEL (DEM)	+1 337	336 100.00

CORONER

Vote For No More Than 1		
124 TERRY CONWAY (REP)	178	40.64
125 JOHN HALL (DEM)	+1 261	260 59.36

COMM DISTRICT 1

Vote For No More Than 1		
126 RICK STEPHENSON (REP)	172	39.18
127 ED MEYER (DEM)	+1 268	267 60.82

COMM DISTRICT 2

Vote For No More Than 1		
128 JACK A. COFFMAN SR. (REP)	176	40.74
129 LES YOUNG (DEM)	+1 257	256 59.26

COUNCIL AT-LARGE

Vote For No More Than 3		
130 RONALD BROGAN (REP)	146	11.96
131 KELLY L. KHURI (REP)	152	12.45
132 RYAN LYNCH (REP)	148	12.12
133 SUSAN POPP (DEM)	267	21.87
134 BRENDA ROSS (DEM)	245	20.07
135 KEVIN L. VISSING (DEM)	+1 264	263 21.54

GCS CORP BOARD DISTRICT 2

Vote For No More Than 1		
141 VICKIE BOISSEAU	+1 143	142 52.01
142 CLAY ANTHONY "TONY" HALL		115 42.12
143 FRED W. KRENKE		16 5.86

GCS CORP BOARD DISTRICT 5

Vote For No More Than 1		
144 CHRISTINA GILKEY	+1 176	175 60.34
145 DALE MOSS		115 39.66

RUN DATE:11/06/12 11:07 PM

REPORT-EL30

PAGE 0016-02

0016 JEFFERSONVILLE 6

VOTES PERCENT

GCS CORP BOARD DISTRICT 6

Vote For No More Than 1			
146 ALICE DORMAN BUTLER. +1	142	141	49.47
147 JERRY D. WHITE		144	50.53

GCS CORP BOARD DISTRICT 7

Vote For No More Than 1			
148 TERESA BOTTORFF-PERKINS +1	134	133	46.50
149 REBECCA (BECKA) CHRISTENSEN		153	53.50

JUST OF THE IN SUP COURT DAVID

Vote For No More Than 1			
YES +1	195	194	68.31
NO.		90	31.69

JUST OF THE IN SUP COURT RUCKER

Vote For No More Than 1			
YES +1	189	188	66.67
NO.		94	33.33

JUDGE OF THE IN COURT OF APP 1ST DIST

Vote For No More Than 1			
YES +1	194	193	67.96
NO.		91	32.04

JUDGE OF THE IN COURT OF APP 5TH DIST

Vote For No More Than 1			
YES +1	212	211	72.76
NO.		79	27.24

WE, THE UNDERSIGNED, DO HEREBY CERTIFY
THAT THE ABOVE RESULTS ARE A TRUE AND
ACCURATE ACCOUNT OF ALL BALLOTS COUNTED
AND THAT ALL COUNTERS WERE ZERO (0)
WHEN THE POLLS OPENED AND THAT THE
ELECTION WAS HELD IN ACCORDANCE WITH
THE LAWS OF THE STATE.

ELECTION JUDGE

ELECTION JUDGE

ELECTION JUDGE

0017 JEFFERSONVILLE 7

	VOTES	PERCENT
REGISTERED VOTERS - TOTAL	1023	
BALLOTS CAST - TOTAL.	601	
VOTER TURNOUT - TOTAL		58.75

STRAIGHT PARTY

Vote For No More Than 1		
REPUBLICAN (REP)	71	36.22
DEMOCRATIC (DEM)	121	61.73
LIBERTARIAN (LIB).	4	2.04

PRESIDENT & VICE PRESIDENT

Vote For No More Than 1		
101 MITT ROMNEY (REP)	280	47.54
102 BARACK OBAMA (DEM)	298	50.59
103 GARY JOHNSON (LIB)	11	1.87
WRITE-IN.	0	

US SENATOR

Vote For No More Than 1		
104 RICHARD E. MOURDOCK (REP).	223	38.45
105 JOE DONNELLY (DEM)	332	57.24
106 ANDREW "ANDY" HORNING (LIB)	25	4.31
WRITE-IN.	0	

GOVERNOR & LT GOV

Vote For No More Than 1		
107 MIKE PENCE (REP).	266	46.02
108 JOHN R. GREGG (DEM).	295	51.04
109 RUPERT BONEHAM (LIB)	15	2.60
WRITE-IN.	2	.35

ATTORNEY GENERAL

Vote For No More Than 1		
110 GREG ZOELLER (REP)	304	54.58
111 KAY FLEMING (DEM)	253	45.42

SUPERINTEND OF PUB INST

Vote For No More Than 1		
112 TONY BENNETT (REP)	297	52.38
113 GLENDA RITZ (DEM)	270	47.62

US REP IN CONG DISTRICT 9

Vote For No More Than 1		
114 TODD YOUNG (REP).	261	45.08
115 SHELLI YODER (DEM)	318	54.92
WRITE-IN.	0	

STATE REP DISTRICT 71

Vote For No More Than 1		
NO CANDIDATE POSITION		0
120 STEVEN R. STEMLER (DEM)	440	100.00

JUDGE CIRCUIT 4

Vote For No More Than 1		
NO CANDIDATE POSITION		0
123 VICKI L. CARMICHAEL (DEM).	415	100.00

CORONER

Vote For No More Than 1		
124 TERRY CONWAY (REP)	246	45.64
125 JOHN HALL (DEM)	293	54.36

COMM DISTRICT 1

Vote For No More Than 1		
126 RICK STEPHENSON (REP)	273	49.19
127 ED MEYER (DEM)	282	50.81

COMM DISTRICT 2

Vote For No More Than 1		
128 JACK A. COFFMAN SR. (REP).	255	47.31
129 LES YOUNG (DEM)	284	52.69

COUNCIL AT-LARGE

Vote For No More Than 3		
130 RONALD BROGAN (REP).	247	16.34
131 KELLY L. KHURI (REP)	224	14.81
132 RYAN LYNCH (REP).	204	13.49
133 SUSAN POPP (DEM).	307	20.30
134 BRENDA ROSS (DEM)	236	15.61
135 KEVIN L. VISSING (DEM).	294	19.44

GCS CORP BOARD DISTRICT 2

Vote For No More Than 1		
141 VICKIE BOISSEAU	228	55.34
142 CLAY ANTHONY "TONY" HALL	153	37.14
143 FRED W. KRENKE	31	7.52

GCS CORP BOARD DISTRICT 5

Vote For No More Than 1		
144 CHRISTINA GILKEY.	184	39.91
145 DALE MOSS	277	60.09

0017 JEFFERSONVILLE 7

VOTES PERCENT

GCS CORP BOARD DISTRICT 6

Vote For No More Than 1		
146 ALICE DORMAN BUTLER.	174	41.04
147 JERRY D. WHITE	250	58.96

GCS CORP BOARD DISTRICT 7

Vote For No More Than 1		
148 TERESA BOTTORFF-PERKINS	205	45.66
149 REBECCA (BECKA) CHRISTENSEN	244	54.34

JUST OF THE IN SUP COURT DAVID

Vote For No More Than 1		
YES	289	69.81
NO.	125	30.19

JUST OF THE IN SUP COURT RUCKER

Vote For No More Than 1		
YES	301	73.24
NO.	110	26.76

JUDGE OF THE IN COURT OF APP 1ST DIST

Vote For No More Than 1		
YES	298	73.22
NO.	109	26.78

JUDGE OF THE IN COURT OF APP 5TH DIST

Vote For No More Than 1		
YES	311	75.67
NO.	100	24.33

WE, THE UNDERSIGNED, DO HEREBY CERTIFY THAT THE ABOVE RESULTS ARE A TRUE AND ACCURATE ACCOUNT OF ALL BALLOTS COUNTED AND THAT ALL COUNTERS WERE ZERO (0) WHEN THE POLLS OPENED AND THAT THE ELECTION WAS HELD IN ACCORDANCE WITH THE LAWS OF THE STATE.

ELECTION JUDGE

ELECTION JUDGE

ELECTION JUDGE

RUN DATE:11/06/12 11:07 PM

REPORT-EL30

PAGE 0018-01

0018 JEFFERSONVILLE 8

	VOTES	PERCENT
REGISTERED VOTERS - TOTAL	964	
BALLOTS CAST - TOTAL	+1 472	471
VOTER TURNOUT - TOTAL		48.86

STRAIGHT PARTY

	VOTES	PERCENT
Vote For No More Than 1		
REPUBLICAN (REP)	+1 73	72 32.14
DEMOCRATIC (DEM)		149 66.52
LIBERTARIAN (LIB)		3 1.34

PRESIDENT & VICE PRESIDENT

	VOTES	PERCENT
Vote For No More Than 1		
101 MITT ROMNEY (REP)	+1 176	175 37.23
102 BARACK OBAMA (DEM)		282 60.00
103 GARY JOHNSON (LIB)		10 2.13
WRITE-IN		3 .64

US SENATOR

	VOTES	PERCENT
Vote For No More Than 1		
104 RICHARD E. MOURDOCK (REP)	+1 138	137 29.78
105 JOE DONNELLY (DEM)		302 65.65
106 ANDREW "ANDY" HORNING (LIB)		21 4.57
WRITE-IN		0

GOVERNOR & LT GOV

	VOTES	PERCENT
Vote For No More Than 1		
107 MIKE PENCE (REP)	+1 189	188 41.14
108 JOHN R. GREGG (DEM)		253 55.36
109 RUPERT BONEHAM (LIB)		16 3.50
WRITE-IN		0

ATTORNEY GENERAL

	VOTES	PERCENT
Vote For No More Than 1		
110 GREG ZOELLER (REP)	+1 185	184 41.35
111 KAY FLEMING (DEM)		261 58.65

SUPERINTEND OF PUB INST

	VOTES	PERCENT
Vote For No More Than 1		
112 TONY BENNETT (REP)	+1 189	188 42.25
113 GLENDA RITZ (DEM)		257 57.75

US REP IN CONG DISTRICT 9

	VOTES	PERCENT
Vote For No More Than 1		
114 TODD YOUNG (REP)	+1 166	165 35.71
115 SHELLI YODER (DEM)		296 64.07
WRITE-IN		1 .22

STATE REP DISTRICT 71

	VOTES	PERCENT
Vote For No More Than 1		
NO CANDIDATE POSITION		0
120 STEVEN R. STEMLER (DEM)		361 100.00

JUDGE CIRCUIT 4

	VOTES	PERCENT
Vote For No More Than 1		
NO CANDIDATE POSITION		0
123 VICKI L. CARMICHAEL (DEM)		360 100.00

CORONER

	VOTES	PERCENT
Vote For No More Than 1		
124 TERRY CONWAY (REP)	+1 167	166 37.73
125 JOHN HALL (DEM)		274 62.27

COMM DISTRICT 1

	VOTES	PERCENT
Vote For No More Than 1		
126 RICK STEPHENSON (REP)	+1 140	139 36.05
127 ED MEYER (DEM)		282 63.95

COMM DISTRICT 2

	VOTES	PERCENT
Vote For No More Than 1		
128 JACK A. COFFMAN SR. (REP)	+1 162	161 36.34
129 LES YOUNG (DEM)		282 63.66

COUNCIL AT-LARGE

	VOTES	PERCENT
Vote For No More Than 3		
130 RONALD BROGAN (REP)	+1 130	129 10.45
131 KELLY L. KHURI (REP)	+1 153	152 12.32
132 RYAN LYNCH (REP)	+1 145	144 11.67
133 SUSAN POPP (DEM)		285 23.10
134 BRENDA ROSS (DEM)		258 20.91
135 KEVIN L. VISSING (DEM)		266 21.56

GCS CORP BOARD DISTRICT 2

	VOTES	PERCENT
Vote For No More Than 1		
141 VICKIE BOISSEAU		162 51.43
142 CLAY ANTHONY "TONY" HALL	+1 134	133 42.22
143 FRED W. KRENKE		20 6.35

GCS CORP BOARD DISTRICT 5

	VOTES	PERCENT
Vote For No More Than 1		
144 CHRISTINA GILKEY		192 57.49
145 DALE MOSS	+1 143	142 42.51

RUN DATE:11/06/12 11:07 PM

REPORT-EL30

PAGE 0018-02

0018 JEFFERSONVILLE 8

VOTES PERCENT

GCS CORP BOARD DISTRICT 6

Vote For No More Than 1

146 ALICE DORMAN BUTLER.	149	45.71
147 JERRY D. WHITE . . . +1	178 177	54.29

GCS CORP BOARD DISTRICT 7

Vote For No More Than 1

148 TERESA BOTTORFF-PERKINS +1	187 186	54.23
149 REBECCA (BECKA) CHRISTENSEN	157	45.77

JUST OF THE IN SUP COURT DAVID

Vote For No More Than 1

YES	238	72.34
NO. +1	92 91	27.66

JUST OF THE IN SUP COURT RUCKER

Vote For No More Than 1

YES +1	242 241	73.70
NO.	86	26.30

JUDGE OF THE IN COURT OF APP 1ST DIST

Vote For No More Than 1

YES +1	245 244	75.08
NO.	81	24.92

JUDGE OF THE IN COURT OF APP 5TH DIST

Vote For No More Than 1

YES	261	79.82
NO. +1	67 66	20.18

WE, THE UNDERSIGNED, DO HEREBY CERTIFY THAT THE ABOVE RESULTS ARE A TRUE AND ACCURATE ACCOUNT OF ALL BALLOTS COUNTED AND THAT ALL COUNTERS WERE ZERO (0) WHEN THE POLLS OPENED AND THAT THE ELECTION WAS HELD IN ACCORDANCE WITH THE LAWS OF THE STATE.

ELECTION JUDGE

ELECTION JUDGE

ELECTION JUDGE

RUN DATE:11/06/12 11:07 PM

REPORT-EL30

PAGE 0019-01

0019 JEFFERSONVILLE 9

	VOTES	PERCENT
REGISTERED VOTERS - TOTAL	1224	
BALLOTS CAST - TOTAL	608	
VOTER TURNOUT - TOTAL		49.67

STRAIGHT PARTY

	VOTES	PERCENT
Vote For No More Than 1		
REPUBLICAN (REP)	82	31.54
DEMOCRATIC (DEM)	170	65.38
LIBERTARIAN (LIB)	8	3.08

PRESIDENT & VICE PRESIDENT

	VOTES	PERCENT
Vote For No More Than 1		
101 MITT ROMNEY (REP)	214	35.55
102 BARACK OBAMA (DEM)	370	61.46
103 GARY JOHNSON (LIB)	16	2.66
WRITE-IN	2	.33

US SENATOR

	VOTES	PERCENT
Vote For No More Than 1		
104 RICHARD E. MOURDOCK (REP)	177	30.31
105 JOE DONNELLY (DEM)	375	64.21
106 ANDREW "ANDY" HORNING (LIB)	32	5.48
WRITE-IN	0	

GOVERNOR & LT GOV

	VOTES	PERCENT
Vote For No More Than 1		
107 MIKE PENCE (REP)	218	37.59
108 JOHN R. GREGG (DEM)	338	58.28
109 RUPERT BONEHAM (LIB)	24	4.14
WRITE-IN	0	

ATTORNEY GENERAL

	VOTES	PERCENT
Vote For No More Than 1		
110 GREG ZOELLER (REP)	233	41.24
111 KAY FLEMING (DEM)	332	58.76

SUPERINTEND OF PUB INST

	VOTES	PERCENT
Vote For No More Than 1		
112 TONY BENNETT (REP)	242	42.46
113 GLENDA RITZ (DEM)	328	57.54

US REP IN CONG DISTRICT 9

	VOTES	PERCENT
Vote For No More Than 1		
114 TODD YOUNG (REP)	217	37.16
115 SHELLI YODER (DEM)	367	62.84
WRITE-IN	0	

STATE REP DISTRICT 71

	VOTES	PERCENT
Vote For No More Than 1		
NO CANDIDATE POSITION	0	
120 STEVEN R. STEMLER (DEM)	455	100.00

JUDGE CIRCUIT 4

	VOTES	PERCENT
Vote For No More Than 1		
NO CANDIDATE POSITION	0	
123 VICKI L. CARMICHAEL (DEM)	444	100.00

CORONER

	VOTES	PERCENT
Vote For No More Than 1		
124 TERRY CONWAY (REP)	212	37.92
125 JOHN HALL (DEM)	347	62.08

COMM DISTRICT 1

	VOTES	PERCENT
Vote For No More Than 1		
126 RICK STEPHENSON (REP)	217	39.10
127 ED MEYER (DEM)	338	60.90

COMM DISTRICT 2

	VOTES	PERCENT
Vote For No More Than 1		
128 JACK A. COFFMAN SR. (REP)	218	39.14
129 LES YOUNG (DEM)	339	60.86

COUNCIL AT-LARGE

	VOTES	PERCENT
Vote For No More Than 3		
130 RONALD BROGAN (REP)	193	12.54
131 KELLY L. KHURI (REP)	181	11.76
132 RYAN LYNCH (REP)	170	11.05
133 SUSAN POPP (DEM)	352	22.87
134 BRENDA ROSS (DEM)	297	19.30
135 KEVIN L. VISSING (DEM)	346	22.48

GCS CORP BOARD DISTRICT 2

	VOTES	PERCENT
Vote For No More Than 1		
141 VICKIE BOISSEAU	184	46.82
142 CLAY ANTHONY "TONY" HALL	182	46.31
143 FRED W. KRENKE	27	6.87

GCS CORP BOARD DISTRICT 5

	VOTES	PERCENT
Vote For No More Than 1		
144 CHRISTINA GILKEY	219	50.11
145 DALE MOSS	218	49.89

0019 JEFFERSONVILLE 9

VOTES PERCENT

GCS CORP BOARD DISTRICT 6

Vote For No More Than 1

146 ALICE DORMAN BUTLER.	168	40.29
147 JERRY D. WHITE	249	59.71

GCS CORP BOARD DISTRICT 7

Vote For No More Than 1

148 TERESA BOTTORFF-PERKINS	241	55.92
149 REBECCA (BECKA) CHRISTENSEN	190	44.08

JUST OF THE IN SUP COURT DAVID

Vote For No More Than 1

YES	280	72.54
NO.	106	27.46

JUST OF THE IN SUP COURT RUCKER

Vote For No More Than 1

YES	276	71.88
NO.	108	28.13

JUDGE OF THE IN COURT OF APP 1ST DIST

Vote For No More Than 1

YES	286	75.66
NO.	92	24.34

JUDGE OF THE IN COURT OF APP 5TH DIST

Vote For No More Than 1

YES	298	77.60
NO.	86	22.40

WE, THE UNDERSIGNED, DO HEREBY CERTIFY
THAT THE ABOVE RESULTS ARE A TRUE AND
ACCURATE ACCOUNT OF ALL BALLOTS COUNTED
AND THAT ALL COUNTERS WERE ZERO (0)
WHEN THE POLLS OPENED AND THAT THE
ELECTION WAS HELD IN ACCORDANCE WITH
THE LAWS OF THE STATE.

ELECTION JUDGE

ELECTION JUDGE

ELECTION JUDGE

0020 JEFFERSONVILLE 10

	VOTES	PERCENT
REGISTERED VOTERS - TOTAL	999	
BALLOTS CAST - TOTAL	518	
VOTER TURNOUT - TOTAL		51.85

STRAIGHT PARTY

Vote For No More Than 1		
REPUBLICAN (REP)	69	27.71
DEMOCRATIC (DEM)	177	71.08
LIBERTARIAN (LIB)	3	1.20

PRESIDENT & VICE PRESIDENT

Vote For No More Than 1		
101 MITT ROMNEY (REP)	172	33.53
102 BARACK OBAMA (DEM)	331	64.52
103 GARY JOHNSON (LIB)	9	1.75
WRITE-IN	1	.19

US SENATOR

Vote For No More Than 1		
104 RICHARD E. MOURDOCK (REP)	150	29.70
105 JOE DONNELLY (DEM)	331	65.54
106 ANDREW "ANDY" HORNING (LIB)	24	4.75
WRITE-IN	0	

GOVERNOR & LT GOV

Vote For No More Than 1		
107 MIKE PENCE (REP)	182	36.25
108 JOHN R. GREGG (DEM)	304	60.56
109 RUPERT BONEHAM (LIB)	16	3.19
WRITE-IN	0	

ATTORNEY GENERAL

Vote For No More Than 1		
110 GREG ZOELLER (REP)	215	43.00
111 KAY FLEMING (DEM)	285	57.00

SUPERINTEND OF PUB INST

Vote For No More Than 1		
112 TONY BENNETT (REP)	189	38.18
113 GLENDA RITZ (DEM)	306	61.82

US REP IN CONG DISTRICT 9

Vote For No More Than 1		
114 TODD YOUNG (REP)	180	35.43
115 SHELLI YODER (DEM)	328	64.57
WRITE-IN	0	

STATE REP DISTRICT 71

Vote For No More Than 1		
NO CANDIDATE POSITION		0
120 STEVEN R. STEMLER (DEM)	415	100.00

JUDGE CIRCUIT 4

Vote For No More Than 1		
NO CANDIDATE POSITION		0
123 VICKI L. CARMICHAEL (DEM)	405	100.00

CORONER

Vote For No More Than 1		
124 TERRY CONWAY (REP)	177	36.34
125 JOHN HALL (DEM)	310	63.66

COMM DISTRICT 1

Vote For No More Than 1		
126 RICK STEPHENSON (REP)	182	36.69
127 ED MEYER (DEM)	314	63.31

COMM DISTRICT 2

Vote For No More Than 1		
128 JACK A. COFFMAN SR. (REP)	174	36.10
129 LES YOUNG (DEM)	308	63.90

COUNCIL AT-LARGE

Vote For No More Than 3		
130 RONALD BROGAN (REP)	171	12.59
131 KELLY L. KHURI (REP)	164	12.08
132 RYAN LYNCH (REP)	160	11.78
133 SUSAN POPP (DEM)	294	21.65
134 BRENDA ROSS (DEM)	272	20.03
135 KEVIN L. VISSING (DEM)	297	21.87

GCS CORP BOARD DISTRICT 2

Vote For No More Than 1		
141 VICKIE BOISSEAU	162	43.78
142 CLAY ANTHONY "TONY" HALL	182	49.19
143 FRED W. KRENKE	26	7.03

GCS CORP BOARD DISTRICT 5

Vote For No More Than 1		
144 CHRISTINA GILKEY	197	50.77
145 DALE MOSS	191	49.23

RUN DATE:11/06/12 11:07 PM

REPORT-EL30 PAGE 0020-02

0020 JEFFERSONVILLE 10

VOTES PERCENT

GCS CORP BOARD DISTRICT 6

Vote For No More Than 1		
146 ALICE DORMAN BUTLER.	173	46.13
147 JERRY D. WHITE	202	53.87

GCS CORP BOARD DISTRICT 7

Vote For No More Than 1		
148 TERESA BOTTORFF-PERKINS	220	56.99
149 REBECCA (BECKA) CHRISTENSEN	166	43.01

JUST OF THE IN SUP COURT DAVID

Vote For No More Than 1		
YES	283	75.87
NO.	90	24.13

JUST OF THE IN SUP COURT RUCKER

Vote For No More Than 1		
YES	279	75.61
NO.	90	24.39

JUDGE OF THE IN COURT OF APP 1ST DIST

Vote For No More Than 1		
YES	282	76.22
NO.	88	23.78

JUDGE OF THE IN COURT OF APP 5TH DIST

Vote For No More Than 1		
YES	290	78.17
NO.	81	21.83

WE, THE UNDERSIGNED, DO HEREBY CERTIFY
THAT THE ABOVE RESULTS ARE A TRUE AND
ACCURATE ACCOUNT OF ALL BALLOTS COUNTED
AND THAT ALL COUNTERS WERE ZERO (0)
WHEN THE POLLS OPENED AND THAT THE
ELECTION WAS HELD IN ACCORDANCE WITH
THE LAWS OF THE STATE.

ELECTION JUDGE

ELECTION JUDGE

ELECTION JUDGE

0021 JEFFERSONVILLE 11

	VOTES	PERCENT
REGISTERED VOTERS - TOTAL	1280	
BALLOTS CAST - TOTAL	641	
VOTER TURNOUT - TOTAL		50.08

STRAIGHT PARTY

Vote For No More Than 1		
REPUBLICAN (REP)	95	36.68
DEMOCRATIC (DEM)	160	61.78
LIBERTARIAN (LIB)	4	1.54

PRESIDENT & VICE PRESIDENT

Vote For No More Than 1		
101 MITT ROMNEY (REP)	298	47.00
102 BARACK OBAMA (DEM)	331	52.21
103 GARY JOHNSON (LIB)	4	.63
WRITE-IN	1	.16

US SENATOR

Vote For No More Than 1		
104 RICHARD E. MOURDOCK (REP)	240	38.96
105 JOE DONNELLY (DEM)	346	56.17
106 ANDREW "ANDY" HORNING (LIB)	30	4.87
WRITE-IN	0	

GOVERNOR & LT GOV

Vote For No More Than 1		
107 MIKE PENCE (REP)	272	44.08
108 JOHN R. GREGG (DEM)	329	53.32
109 RUPERT BONEHAM (LIB)	15	2.43
WRITE-IN	1	.16

ATTORNEY GENERAL

Vote For No More Than 1		
110 GREG ZOELLER (REP)	279	46.66
111 KAY FLEMING (DEM)	319	53.34

SUPERINTEND OF PUB INST

Vote For No More Than 1		
112 TONY BENNETT (REP)	284	46.94
113 GLENDA RITZ (DEM)	321	53.06

US REP IN CONG DISTRICT 9

Vote For No More Than 1		
114 TODD YOUNG (REP)	261	42.10
115 SHELLI YODER (DEM)	359	57.90
WRITE-IN	0	

STATE REP DISTRICT 71

Vote For No More Than 1		
NO CANDIDATE POSITION		0
120 STEVEN R. STEMLER (DEM)	481	100.00

JUDGE CIRCUIT 4

Vote For No More Than 1		
NO CANDIDATE POSITION		0
123 VICKI L. CARMICHAEL (DEM)	466	100.00

CORONER

Vote For No More Than 1		
124 TERRY CONWAY (REP)	258	43.65
125 JOHN HALL (DEM)	333	56.35

COMM DISTRICT 1

Vote For No More Than 1		
126 RICK STEPHENSON (REP)	256	43.10
127 ED MEYER (DEM)	338	56.90

COMM DISTRICT 2

Vote For No More Than 1		
128 JACK A. COFFMAN SR. (REP)	251	42.26
129 LES YOUNG (DEM)	343	57.74

COUNCIL AT-LARGE

Vote For No More Than 3		
130 RONALD BROGAN (REP)	210	13.11
131 KELLY L. KHURI (REP)	217	13.55
132 RYAN LYNCH (REP)	214	13.36
133 SUSAN POPP (DEM)	340	21.22
134 BRENDA ROSS (DEM)	275	17.17
135 KEVIN L. VISSING (DEM)	346	21.60

GCS CORP BOARD DISTRICT 2

Vote For No More Than 1		
141 VICKIE BOISSEAU	177	41.07
142 CLAY ANTHONY "TONY" HALL	220	51.04
143 FRED W. KRENKE	34	7.89

GCS CORP BOARD DISTRICT 5

Vote For No More Than 1		
144 CHRISTINA GILKEY	262	55.74
145 DALE MOSS	208	44.26

RUN DATE:11/06/12 11:07 PM

REPORT-EL30

PAGE 0021-02

0021 JEFFERSONVILLE 11

VOTES PERCENT

GCS CORP BOARD DISTRICT 6

Vote For No More Than 1		
146 ALICE DORMAN BUTLER.	151	33.41
147 JERRY D. WHITE	301	66.59

GCS CORP BOARD DISTRICT 7

Vote For No More Than 1		
148 TERESA BOTTORFF-PERKINS	256	56.76
149 REBECCA (BECKA) CHRISTENSEN	195	43.24

JUST OF THE IN SUP COURT DAVID

Vote For No More Than 1		
YES	308	71.79
NO.	121	28.21

JUST OF THE IN SUP COURT RUCKER

Vote For No More Than 1		
YES	327	77.12
NO.	97	22.88

JUDGE OF THE IN COURT OF APP 1ST DIST

Vote For No More Than 1		
YES	328	77.54
NO.	95	22.46

JUDGE OF THE IN COURT OF APP 5TH DIST

Vote For No More Than 1		
YES	338	78.97
NO.	90	21.03

WE, THE UNDERSIGNED, DO HEREBY CERTIFY
THAT THE ABOVE RESULTS ARE A TRUE AND
ACCURATE ACCOUNT OF ALL BALLOTS COUNTED
AND THAT ALL COUNTERS WERE ZERO (0)
WHEN THE POLLS OPENED AND THAT THE
ELECTION WAS HELD IN ACCORDANCE WITH
THE LAWS OF THE STATE.

ELECTION JUDGE

ELECTION JUDGE

ELECTION JUDGE

0022 JEFFERSONVILLE 11A

	VOTES	PERCENT
REGISTERED VOTERS - TOTAL	367	
BALLOTS CAST - TOTAL	187	
VOTER TURNOUT - TOTAL		50.95

STRAIGHT PARTY

Vote For No More Than 1		
REPUBLICAN (REP)	25	38.46
DEMOCRATIC (DEM)	40	61.54
LIBERTARIAN (LIB)	0	

PRESIDENT & VICE PRESIDENT

Vote For No More Than 1		
101 MITT ROMNEY (REP)	96	51.61
102 BARACK OBAMA (DEM)	88	47.31
103 GARY JOHNSON (LIB)	2	1.08
WRITE-IN	0	

US SENATOR

Vote For No More Than 1		
104 RICHARD E. MOURDOCK (REP)	81	46.02
105 JOE DONNELLY (DEM)	89	50.57
106 ANDREW "ANDY" HORNING (LIB)	6	3.41
WRITE-IN	0	

GOVERNOR & LT GOV

Vote For No More Than 1		
107 MIKE PENCE (REP)	88	48.62
108 JOHN R. GREGG (DEM)	89	49.17
109 RUPERT BONEHAM (LIB)	4	2.21
WRITE-IN	0	

ATTORNEY GENERAL

Vote For No More Than 1		
110 GREG ZOELLER (REP)	102	57.95
111 KAY FLEMING (DEM)	74	42.05

SUPERINTEND OF PUB INST

Vote For No More Than 1		
112 TONY BENNETT (REP)	101	56.42
113 GLENDA RITZ (DEM)	78	43.58

US REP IN CONG DISTRICT-9

Vote For No More Than 1		
114 TODD YOUNG (REP)	85	47.75
115 SHELLI YODER (DEM)	93	52.25
WRITE-IN	0	

STATE REP DISTRICT 71

Vote For No More Than 1		
NO CANDIDATE POSITION		0
120 STEVEN R. STEMLER (DEM)	142	100.00

JUDGE CIRCUIT 4

Vote For No More Than 1		
NO CANDIDATE POSITION		0
123 VICKI L. CARMICHAEL (DEM)	136	100.00

CORONER

Vote For No More Than 1		
124 TERRY CONWAY (REP)	87	50.58
125 JOHN HALL (DEM)	85	49.42

COMM DISTRICT 1

Vote For No More Than 1		
126 RICK STEPHENSON (REP)	82	47.40
127 ED MEYER (DEM)	91	52.60

COMM DISTRICT 2

Vote For No More Than 1		
128 JACK A. COFFMAN SR. (REP)	84	50.00
129 LES YOUNG (DEM)	84	50.00

COUNCIL AT-LARGE

Vote For No More Than 3		
130 RONALD BROGAN (REP)	62	13.05
131 KELLY L. KHURI (REP)	63	13.26
132 RYAN LYNCH (REP)	54	11.37
133 SUSAN POPP (DEM)	99	20.84
134 BRENDA ROSS (DEM)	87	18.32
135 KEVIN L. VISSING (DEM)	110	23.16

GCS CORP BOARD DISTRICT 2

Vote For No More Than 1		
141 VICKIE BOISSEAU	61	49.19
142 CLAY ANTHONY "TONY" HALL	53	42.74
143 FRED W. KRENKE	10	8.06

GCS CORP BOARD DISTRICT 5

Vote For No More Than 1		
144 CHRISTINA GILKEY	67	48.91
145 DALE MOSS	70	51.09

RUN DATE:11/06/12 11:07 PM

REPORT-EL30

PAGE 0022-02

0022 JEFFERSONVILLE 11A

VOTES PERCENT

GCS CORP BOARD DISTRICT 6

Vote For No More Than 1

146 ALICE DORMAN BUTLER.	47	35.07
147 JERRY D. WHITE	87	64.93

GCS CORP BOARD DISTRICT 7

Vote For No More Than 1

148 TERESA BOTTORFF-PERKINS	74	55.64
149 REBECCA (BECKA) CHRISTENSEN	59	44.36

JUST OF THE IN SUP COURT DAVID

Vote For No More Than 1

YES	92	70.23
NO.	39	29.77

JUST OF THE IN SUP COURT RUCKER

Vote For No More Than 1

YES	92	71.32
NO.	37	28.68

JUDGE OF THE IN COURT OF APP 1ST DIST

Vote For No More Than 1

YES	98	75.38
NO.	32	24.62

JUDGE OF THE IN COURT OF APP 5TH DIST

Vote For No More Than 1

YES	99	75.00
NO.	33	25.00

WE, THE UNDERSIGNED, DO HEREBY CERTIFY
THAT THE ABOVE RESULTS ARE A TRUE AND
ACCURATE ACCOUNT OF ALL BALLOTS COUNTED
AND THAT ALL COUNTERS WERE ZERO (0)
WHEN THE POLLS OPENED AND THAT THE
ELECTION WAS HELD IN ACCORDANCE WITH
THE LAWS OF THE STATE.

ELECTION JUDGE

ELECTION JUDGE

ELECTION JUDGE

0023 JEFFERSONVILLE 12

	VOTES	PERCENT
REGISTERED VOTERS - TOTAL	1019	
BALLOTS CAST - TOTAL.	551	
VOTER TURNOUT - TOTAL		54.07

STRAIGHT PARTY

Vote For No More Than 1		
REPUBLICAN (REP)	94	41.96
DEMOCRATIC (DEM)	128	57.14
LIBERTARIAN (LIB).	2	.89

PRESIDENT & VICE PRESIDENT

Vote For No More Than 1		
101 MITT ROMNEY (REP)	281	51.47
102 BARACK OBAMA (DEM)	248	45.42
103 GARY JOHNSON (LIB)	14	2.56
WRITE-IN.	3	.55

US SENATOR

Vote For No More Than 1		
104 RICHARD E. MOURDOCK (REP).	223	41.76
105 JOE DONNELLY (DEM)	283	53.00
106 ANDREW "ANDY" HORNING (LIB)	28	5.24
WRITE-IN.	0	

GOVERNOR & LT GOV

Vote For No More Than 1		
107 MIKE PENCE (REP).	277	51.87
108 JOHN R. GREGG (DEM).	238	44.57
109 RUPERT BONEHAM (LIB)	18	3.37
WRITE-IN.	1	.19

ATTORNEY GENERAL

Vote For No More Than 1		
110 GREG ZOELLER (REP)	284	55.47
111 KAY FLEMING (DEM)	228	44.53

SUPERINTEND OF PUB INST

Vote For No More Than 1		
112 TONY BENNETT (REP)	281	53.42
113 GLENDA RITZ (DEM)	245	46.58

US REP IN CONG DISTRICT 9

Vote For No More Than 1		
114 TODD YOUNG (REP).	260	48.78
115 SHELLI YODER (DEM)	273	51.22
WRITE-IN.	0	

STATE REP DISTRICT 71

Vote For No More Than 1		
NO CANDIDATE POSITION		0
120 STEVEN R. STEMLER (DEM)	398	100.00

JUDGE CIRCUIT 4

Vote For No More Than 1		
NO CANDIDATE POSITION		0
123 VICKI L. CARMICHAEL (DEM).	378	100.00

CORONER

Vote For No More Than 1		
124 TERRY CONWAY (REP)	259	50.88
125 JOHN HALL (DEM)	250	49.12

COMM DISTRICT 1

Vote For No More Than 1		
126 RICK STEPHENSON (REP)	256	49.42
127 ED MEYER (DEM)	262	50.58

COMM DISTRICT 2

Vote For No More Than 1		
128 JACK A. COFFMAN SR. (REP).	249	49.80
129 LES YOUNG (DEM)	251	50.20

COUNCIL AT-LARGE

Vote For No More Than 3		
130 RONALD BROGAN (REP).	220	15.85
131 KELLY L. KHURI (REP)	204	14.70
132 RYAN LYNCH (REP).	207	14.91
133 SUSAN POPP (DEM).	265	19.09
134 BRENDA ROSS (DEM)	227	16.35
135 KEVIN L. VISSING (DEM).	265	19.09

GCS CORP BOARD DISTRICT 2

Vote For No More Than 1		
141 VICKIE BOISSEAU	156	44.70
142 CLAY ANTHONY "TONY" HALL	158	45.27
143 FRED W. KRENKE	35	10.03

GCS CORP BOARD DISTRICT 5

Vote For No More Than 1		
144 CHRISTINA GILKEY.	204	52.99
145 DALE MOSS	181	47.01

RUN DATE:11/06/12 11:07 PM

REPORT-EL30

PAGE 0023-02

0023 JEFFERSONVILLE 12

VOTES PERCENT

GCS CORP BOARD DISTRICT 6

Vote For No More Than 1

146 ALICE DORMAN BUTLER.	138	36.60
147 JERRY D. WHITE	239	63.40

GCS CORP BOARD DISTRICT 7

Vote For No More Than 1

148 TERESA BOTTORFF-PERKINS	222	58.42
149 REBECCA (BECKA) CHRISTENSEN	158	41.58

JUST OF THE IN SUP COURT DAVID

Vote For No More Than 1

YES	236	70.87
NO.	97	29.13

JUST OF THE IN SUP COURT RUCKER

Vote For No More Than 1

YES	230	69.07
NO.	103	30.93

JUDGE OF THE IN COURT OF APP 1ST DIST

Vote For No More Than 1

YES	231	70.86
NO.	95	29.14

JUDGE OF THE IN COURT OF APP 5TH DIST

Vote For No More Than 1

YES	248	73.81
NO.	88	26.19

WE, THE UNDERSIGNED, DO HEREBY CERTIFY
THAT THE ABOVE RESULTS ARE A TRUE AND
ACCURATE ACCOUNT OF ALL BALLOTS COUNTED
AND THAT ALL COUNTERS WERE ZERO (0)
WHEN THE POLLS OPENED AND THAT THE
ELECTION WAS HELD IN ACCORDANCE WITH
THE LAWS OF THE STATE.

ELECTION JUDGE

ELECTION JUDGE

ELECTION JUDGE

0024 JEFFERSONVILLE 13

	VOTES	PERCENT
REGISTERED VOTERS - TOTAL	2012	
BALLOTS CAST - TOTAL. +1	794 793	
VOTER TURNOUT - TOTAL		39.41

STRAIGHT PARTY

Vote For No More Than 1		
REPUBLICAN (REP) . +1	143 142	38.38
DEMOCRATIC (DEM)	219	59.19
LIBERTARIAN (LIB).	9	2.43

PRESIDENT & VICE PRESIDENT

Vote For No More Than 1		
101 MITT ROMNEY (REP) +1	338 337	42.88
102 BARACK OBAMA (DEM)	431	54.83
103 GARY JOHNSON (LIB)	16	2.04
WRITE-IN.	2	.25

US SENATOR

Vote For No More Than 1		
104 RICHARD E. MOURDOCK (REP) +1	292 291	37.55
105 JOE DONNELLY (DEM)	445	57.42
106 ANDREW "ANDY" HORNING (LIB)	38	4.90
WRITE-IN.	1	.13

GOVERNOR & LT GOV

Vote For No More Than 1		
107 MIKE PENCE (REP). +1	356 355	45.69
108 JOHN R. GREGG (DEM).	401	51.61
109 RUPERT BONEHAM (LIB)	21	2.70
WRITE-IN.	0	

ATTORNEY GENERAL

Vote For No More Than 1		
110 GREG ZOELLER (REP) +1	369 368	48.48
111 KAY FLEMING (DEM)	391	51.52

SUPERINTEND OF PUB INST

Vote For No More Than 1		
112 TONY BENNETT (REP) . +1	353 352	46.07
113 GLENDA RITZ (DEM)	412	53.93

US REP IN CONG DISTRICT 9

Vote For No More Than 1		
114 TODD YOUNG (REP). +1	331 330	42.53
115 SHELLI YODER (DEM)	446	57.47
WRITE-IN.	0	

STATE REP DISTRICT 71

Vote For No More Than 1		
NO CANDIDATE POSITION		0
120 STEVEN R. STEMLER (DEM)	575	100.00

JUDGE CIRCUIT 4

Vote For No More Than 1		
NO CANDIDATE POSITION		0
123 VICKI L. CARMICHAEL (DEM).	568	100.00

CORONER

Vote For No More Than 1		
124 TERRY CONWAY (REP) +1	374 373	49.14
125 JOHN HALL (DEM)	386	50.86

COMM DISTRICT 1

Vote For No More Than 1		
126 RICK STEPHENSON (REP) +1	328 327	42.97
127 ED MEYER (DEM)	434	57.03

COMM DISTRICT 2

Vote For No More Than 1		
128 JACK A. COFFMAN SR. (REP) +1	328 327	43.48
129 LES YOUNG (DEM)	425	56.52

COUNCIL AT-LARGE

Vote For No More Than 3		
130 RONALD BROGAN (REP). +1	271 270	13.25
131 KELLY L. KHURI (REP) +1	295 294	14.43
132 RYAN LYNCH (REP). +1	297 296	14.52
133 SUSAN POPP (DEM).	407	19.97
134 BRENDA ROSS (DEM)	371	18.20
135 KEVIN L. VISSING (DEM).	400	19.63

GCS CORP BOARD DISTRICT 2

Vote For No More Than 1		
141 VICKIE BOISSEAU	244	43.81
142 CLAY ANTHONY "TONY" HALL	271	48.65
143 FRED W. KRENKE	42	7.54

GCS CORP BOARD DISTRICT 5

Vote For No More Than 1		
144 CHRISTINA GILKEY.	388	66.32
145 DALE MOSS	197	33.68

RUN DATE:11/06/12 11:07 PM

REPORT-EL30

PAGE 0024-02

0024 JEFFERSONVILLE 13

VOTES PERCENT

GCS CORP BOARD DISTRICT 6

Vote For No More Than 1		
146 ALICE DORMAN BUTLER.	254	45.44
147 JERRY D. WHITE	305	54.56

GCS CORP BOARD DISTRICT 7

Vote For No More Than 1		
148 TERESA BOTTORFF-PERKINS	350	59.73
149 REBECCA (BECKA) CHRISTENSEN	236	40.27

JUST OF THE IN SUP COURT DAVID

Vote For No More Than 1		
YES	418	75.32
NO.	137	24.68

JUST OF THE IN SUP COURT RUCKER

Vote For No More Than 1		
YES	400	72.99
NO.	148	27.01

JUDGE OF THE IN COURT OF APP 1ST DIST

Vote For No More Than 1		
YES	406	74.50
NO.	139	25.50

JUDGE OF THE IN COURT OF APP 5TH DIST

Vote For No More Than 1		
YES	430	77.34
NO.	126	22.66

WE, THE UNDERSIGNED, DO HEREBY CERTIFY
THAT THE ABOVE RESULTS ARE A TRUE AND
ACCURATE ACCOUNT OF ALL BALLOTS COUNTED
AND THAT ALL COUNTERS WERE ZERO (0)
WHEN THE POLLS OPENED AND THAT THE
ELECTION WAS HELD IN ACCORDANCE WITH
THE LAWS OF THE STATE.

ELECTION JUDGE

ELECTION JUDGE

ELECTION JUDGE

RUN DATE:11/06/12 11:07 PM

REPORT-EL30

PAGE 0025-01

0025 JEFFERSONVILLE 14

	VOTES	PERCENT
REGISTERED VOTERS - TOTAL	1015	
BALLOTS CAST - TOTAL	479	
VOTER TURNOUT - TOTAL		47.19

STRAIGHT PARTY

	VOTES	PERCENT
Vote For No More Than 1		
REPUBLICAN (REP)	89	37.08
DEMOCRATIC (DEM)	147	61.25
LIBERTARIAN (LIB).	4	1.67

PRESIDENT & VICE PRESIDENT

	VOTES	PERCENT
Vote For No More Than 1		
101 MITT ROMNEY (REP)	202	42.44
102 BARACK OBAMA (DEM)	258	54.20
103 GARY JOHNSON (LIB)	15	3.15
WRITE-IN.	1	.21

US SENATOR

	VOTES	PERCENT
Vote For No More Than 1		
104 RICHARD E. MOURDOCK (REP).	167	36.30
105 JOE DONNELLY (DEM)	262	56.96
106 ANDREW "ANDY" HORNING (LIB)	31	6.74
WRITE-IN.	0	

GOVERNOR & LT GOV

	VOTES	PERCENT
Vote For No More Than 1		
107 MIKE PENCE (REP).	193	42.14
108 JOHN R. GREGG (DEM).	240	52.40
109 RUPERT BONEHAM (LIB)	25	5.46
WRITE-IN.	0	

ATTORNEY GENERAL

	VOTES	PERCENT
Vote For No More Than 1		
110 GREG ZOELLER (REP)	202	44.20
111 KAY FLEMING (DEM)	255	55.80

SUPERINTEND OF PUB INST

	VOTES	PERCENT
Vote For No More Than 1		
112 TONY BENNETT (REP)	197	43.30
113 GLENDA RITZ (DEM)	258	56.70

US REP IN CONG DISTRICT 9

	VOTES	PERCENT
Vote For No More Than 1		
114 TODD YOUNG (REP).	193	41.68
115 SHELLI YODER (DEM)	269	58.10
WRITE-IN.	1	.22

STATE REP DISTRICT 71

	VOTES	PERCENT
Vote For No More Than 1		
NO CANDIDATE POSITION	0	
120 STEVEN R. STEMLER (DEM)	349	100.00

JUDGE CIRCUIT 4

	VOTES	PERCENT
Vote For No More Than 1		
NO CANDIDATE POSITION	0	
123 VICKI L. CARMICHAEL (DEM).	335	100.00

CORONER

	VOTES	PERCENT
Vote For No More Than 1		
124 TERRY CONWAY (REP)	201	44.97
125 JOHN HALL (DEM)	246	55.03

COMM DISTRICT 1

	VOTES	PERCENT
Vote For No More Than 1		
126 RICK STEPHENSON (REP)	183	40.85
127 ED MEYER (DEM)	265	59.15

COMM DISTRICT 2

	VOTES	PERCENT
Vote For No More Than 1		
128 JACK A. COFFMAN SR. (REP).	182	40.72
129 LES YOUNG (DEM)	265	59.28

COUNCIL AT-LARGE

	VOTES	PERCENT
Vote For No More Than 3		
130 RONALD BROGAN (REP).	149	12.32
131 KELLY L. KHURI (REP)	165	13.65
132 RYAN LYNCH (REP).	158	13.07
133 SUSAN POPP (DEM).	255	21.09
134 BRENDA ROSS (DEM)	235	19.44
135 KEVIN L. VISSING (DEM).	247	20.43

GCS CORP BOARD DISTRICT 2

	VOTES	PERCENT
Vote For No More Than 1		
141 VICKIE BOISSEAU	150	48.23
142 CLAY ANTHONY "TONY" HALL	129	41.48
143 FRED W. KRENKE	32	10.29

GCS CORP BOARD DISTRICT 5

	VOTES	PERCENT
Vote For No More Than 1		
144 CHRISTINA GILKEY.	179	55.08
145 DALE MOSS	146	44.92

RUN DATE:11/06/12 11:07 PM

REPORT-EL30

PAGE 0025-02

0025 JEFFERSONVILLE 14

VOTES PERCENT

GCS CORP BOARD DISTRICT 6

Vote For No More Than 1

146 ALICE DORMAN BUTLER.	165	53.57
147 JERRY D. WHITE	143	46.43

GCS CORP BOARD DISTRICT 7

Vote For No More Than 1

148 TERESA BOTTORFF-PERKINS	167	52.19
149 REBECCA (BECKA) CHRISTENSEN	153	47.81

JUST OF THE IN SUP COURT DAVID

Vote For No More Than 1

YES	214	70.63
NO.	89	29.37

JUST OF THE IN SUP COURT RUCKER

Vote For No More Than 1

YES	210	70.00
NO.	90	30.00

JUDGE OF THE IN COURT OF APP 1ST DIST

Vote For No More Than 1

YES	213	70.53
NO.	89	29.47

JUDGE OF THE IN COURT OF APP 5TH DIST

Vote For No More Than 1

YES	224	73.68
NO.	80	26.32

WE, THE UNDERSIGNED, DO HEREBY CERTIFY
 THAT THE ABOVE RESULTS ARE A TRUE AND
 ACCURATE ACCOUNT OF ALL BALLOTS COUNTED
 AND THAT ALL COUNTERS WERE ZERO (0)
 WHEN THE POLLS OPENED AND THAT THE
 ELECTION WAS HELD IN ACCORDANCE WITH
 THE LAWS OF THE STATE.

ELECTION JUDGE

ELECTION JUDGE

ELECTION JUDGE

0026 JEFFERSONVILLE 15

	VOTES	PERCENT
REGISTERED VOTERS - TOTAL	950	
BALLOTS CAST - TOTAL	629	
VOTER TURNOUT - TOTAL		66.21

STRAIGHT PARTY

Vote For No More Than 1		
REPUBLICAN (REP)	120	56.87
DEMOCRATIC (DEM)	91	43.13
LIBERTARIAN (LIB).	0	

PRESIDENT & VICE PRESIDENT

Vote For No More Than 1		
101 MITT ROMNEY (REP)	353	57.12
102 BARACK OBAMA (DEM)	261	42.23
103 GARY JOHNSON (LIB)	3	.49
WRITE-IN.	1	.16

US SENATOR

Vote For No More Than 1		
104 RICHARD E. MOURDOCK (REP).	322	53.22
105 JOE DONNELLY (DEM)	271	44.79
106 ANDREW "ANDY" HORNING (LIB)	12	1.98
WRITE-IN.	0	

GOVERNOR & LT GOV

Vote For No More Than 1		
107 MIKE PENCE (REP).	345	56.84
108 JOHN R. GREGG (DEM).	253	41.68
109 RUPERT BONEHAM (LIB)	9	1.48
WRITE-IN.	0	

ATTORNEY GENERAL

Vote For No More Than 1		
110 GREG ZOELLER (REP)	368	61.44
111 KAY FLEMING (DEM)	231	38.56

SUPERINTEND OF PUB INST

Vote For No More Than 1		
112 TONY BENNETT (REP)	331	54.71
113 GLENDA RITZ (DEM)	274	45.29

US REP IN CONG DISTRICT 9

Vote For No More Than 1		
114 TODD YOUNG (REP).	338	55.59
115 SHELLI YODER (DEM)	270	44.41
WRITE-IN.	0	

STATE REP DISTRICT 71

Vote For No More Than 1		
NO CANDIDATE POSITION		0
120 STEVEN R. STEMLER (DEM)	427	100.00

JUDGE CIRCUIT 4

Vote For No More Than 1		
NO CANDIDATE POSITION		0
123 VICKI L. CARMICHAEL (DEM).	417	100.00

CORONER

Vote For No More Than 1		
124 TERRY CONWAY (REP)	342	58.86
125 JOHN HALL (DEM)	239	41.14

COMM DISTRICT 1

Vote For No More Than 1		
126 RICK STEPHENSON (REP)	339	57.26
127 ED MEYER (DEM)	253	42.74

COMM DISTRICT 2

Vote For No More Than 1		
128 JACK A. COFFMAN SR. (REP).	342	57.58
129 LES YOUNG (DEM)	252	42.42

COUNCIL AT-LARGE

Vote For No More Than 3		
130 RONALD BROGAN (REP).	311	18.85
131 KELLY L. KHURI (REP)	310	18.79
132 RYAN LYNCH (REP).	292	17.70
133 SUSAN POPP (DEM).	270	16.36
134 BRENDA ROSS (DEM)	204	12.36
135 KEVIN L. VISSING (DEM).	263	15.94

GCS CORP BOARD DISTRICT 2

Vote For No More Than 1		
141 VICKIE BOISSEAU	224	52.09
142 CLAY ANTHONY "TONY" HALL	172	40.00
143 FRED W. KRENKE	34	7.91

GCS CORP BOARD DISTRICT 5

Vote For No More Than 1		
144 CHRISTINA GILKEY.	221	45.47
145 DALE MOSS	265	54.53

RUN DATE:11/06/12 11:07 PM

REPORT-EL30

PAGE 0026-02

0026 JEFFERSONVILLE 15

VOTES PERCENT

GCS CORP BOARD DISTRICT 6

Vote For No More Than 1

146 ALICE DORMAN BUTLER.	212	45.79
147 JERRY D. WHITE	251	54.21

GCS CORP BOARD DISTRICT 7

Vote For No More Than 1

148 TERESA BOTTORFF-PERKINS	247	53.23
149 REBECCA (BECKA) CHRISTENSEN	217	46.77

JUST OF THE IN SUP COURT DAVID

Vote For No More Than 1

YES	316	73.83
NO.	112	26.17

JUST OF THE IN SUP COURT RUCKER

Vote For No More Than 1

YES	313	73.65
NO.	112	26.35

JUDGE OF THE IN COURT OF APP 1ST DIST

Vote For No More Than 1

YES	316	74.35
NO.	109	25.65

JUDGE OF THE IN COURT OF APP 5TH DIST

Vote For No More Than 1

YES	328	76.64
NO.	100	23.36

WE, THE UNDERSIGNED, DO HEREBY CERTIFY
THAT THE ABOVE RESULTS ARE A TRUE AND
ACCURATE ACCOUNT OF ALL BALLOTS COUNTED
AND THAT ALL COUNTERS WERE ZERO (0)
WHEN THE POLLS OPENED AND THAT THE
ELECTION WAS HELD IN ACCORDANCE WITH
THE LAWS OF THE STATE.

ELECTION JUDGE

ELECTION JUDGE

ELECTION JUDGE

0027 JEFFERSONVILLE 16

	VOTES	PERCENT
REGISTERED VOTERS - TOTAL	1834	
BALLOTS CAST - TOTAL	1079	
VOTER TURNOUT - TOTAL		58.83

STRAIGHT PARTY

Vote For No More Than 1		
REPUBLICAN (REP)	222	54.68
DEMOCRATIC (DEM)	180	44.33
LIBERTARIAN (LIB)	4	.99

PRESIDENT & VICE PRESIDENT

Vote For No More Than 1		
101 MITT ROMNEY (REP)	585	55.77
102 BARACK OBAMA (DEM)	447	42.61
103 GARY JOHNSON (LIB)	13	1.24
WRITE-IN	4	.38

US SENATOR

Vote For No More Than 1		
104 RICHARD E. MOURDOCK (REP)	491	47.53
105 JOE DONNELLY (DEM)	500	48.40
106 ANDREW "ANDY" HORNING (LIB)	41	3.97
WRITE-IN	1	.10

GOVERNOR & LT GOV

Vote For No More Than 1		
107 MIKE PENCE (REP)	587	57.10
108 JOHN R. GREGG (DEM)	429	41.73
109 RUPERT BONEHAM (LIB)	11	1.07
WRITE-IN	1	.10

ATTORNEY GENERAL

Vote For No More Than 1		
110 GREG ZOELLER (REP)	623	61.32
111 KAY FLEMING (DEM)	393	38.68

SUPERINTEND OF PUB INST

Vote For No More Than 1		
112 TONY BENNETT (REP)	547	53.16
113 GLENDA RITZ (DEM)	482	46.84

US REP IN CONG DISTRICT 9

Vote For No More Than 1		
114 TODD YOUNG (REP)	551	53.50
115 SHELLI YODER (DEM)	479	46.50
WRITE-IN	0	

STATE REP DISTRICT 71

Vote For No More Than 1		
NO CANDIDATE POSITION		0
120 STEVEN R. STEMLER (DEM)	729	100.00

JUDGE CIRCUIT 4

Vote For No More Than 1		
NO CANDIDATE POSITION		0
123 VICKI L. CARMICHAEL (DEM)	710	100.00

CORONER

Vote For No More Than 1		
124 TERRY CONWAY (REP)	558	57.11
125 JOHN HALL (DEM)	419	42.89

COMM DISTRICT 1

Vote For No More Than 1		
126 RICK STEPHENSON (REP)	543	54.25
127 ED MEYER (DEM)	458	45.75

COMM DISTRICT 2

Vote For No More Than 1		
128 JACK A. COFFMAN SR. (REP)	548	55.24
129 LES YOUNG (DEM)	444	44.76

COUNCIL AT-LARGE

Vote For No More Than 3		
130 RONALD BROGAN (REP)	488	17.64
131 KELLY L. KHURI (REP)	483	17.46
132 RYAN LYNCH (REP)	450	16.27
133 SUSAN POPP (DEM)	481	17.39
134 BRENDA ROSS (DEM)	386	13.96
135 KEVIN L. VISSING (DEM)	478	17.28

GCS CORP BOARD DISTRICT 2

Vote For No More Than 1		
141 VICKIE BOISSEAU	363	50.98
142 CLAY ANTHONY "TONY" HALL	281	39.47
143 FRED W. KRENKE	68	9.55

GCS CORP BOARD DISTRICT 5

Vote For No More Than 1		
144 CHRISTINA GILKEY	401	50.25
145 DALE MOSS	397	49.75

0027 JEFFERSONVILLE 16

VOTES PERCENT

GCS CORP BOARD DISTRICT 6

Vote For No More Than 1		
146 ALICE DORMAN BUTLER.	369	49.66
147 JERRY D. WHITE	374	50.34

GCS CORP BOARD DISTRICT 7

Vote For No More Than 1		
148 TERESA BOTTORFF-PERKINS	392	50.84
149 REBECCA (BECKA) CHRISTENSEN	379	49.16

JUST OF THE IN SUP COURT DAVID

Vote For No More Than 1		
YES	517	71.91
NO.	202	28.09

JUST OF THE IN SUP COURT RUCKER

Vote For No More Than 1		
YES	515	72.84
NO.	192	27.16

JUDGE OF THE IN COURT OF APP 1ST DIST

Vote For No More Than 1		
YES	502	71.61
NO.	199	28.39

JUDGE OF THE IN COURT OF APP 5TH DIST

Vote For No More Than 1		
YES	521	74.11
NO.	182	25.89

WE, THE UNDERSIGNED, DO HEREBY CERTIFY
THAT THE ABOVE RESULTS ARE A TRUE AND
ACCURATE ACCOUNT OF ALL BALLOTS COUNTED
AND THAT ALL COUNTERS WERE ZERO (0)
WHEN THE POLLS OPENED AND THAT THE
ELECTION WAS HELD IN ACCORDANCE WITH
THE LAWS OF THE STATE.

ELECTION JUDGE

ELECTION JUDGE

ELECTION JUDGE

RUN DATE:11/06/12 11:07 PM

REPORT-EL30

PAGE 0028-01

0028 JEFFERSONVILLE 17

	VOTES	PERCENT
REGISTERED VOTERS - TOTAL	1775	
BALLOTS CAST - TOTAL	1003	
VOTER TURNOUT - TOTAL		56.51

STRAIGHT PARTY

Vote For No More Than 1		
REPUBLICAN (REP)	175	44.42
DEMOCRATIC (DEM)	212	53.81
LIBERTARIAN (LIB)	7	1.78

PRESIDENT & VICE PRESIDENT

Vote For No More Than 1		
101 MITT ROMNEY (REP)	491	49.60
102 BARACK OBAMA (DEM)	484	48.89
103 GARY JOHNSON (LIB)	14	1.41
WRITE-IN	1	.10

US SENATOR

Vote For No More Than 1		
104 RICHARD E. MOURDOCK (REP)	388	39.96
105 JOE DONNELLY (DEM)	538	55.41
106 ANDREW "ANDY" HORNING (LIB)	45	4.63
WRITE-IN	0	

GOVERNOR & LT GOV

Vote For No More Than 1		
107 MIKE PENCE (REP)	483	49.85
108 JOHN R. GREGG (DEM)	454	46.85
109 RUPERT BONEHAM (LIB)	32	3.30
WRITE-IN	0	

ATTORNEY GENERAL

Vote For No More Than 1		
110 GREG ZOELLER (REP)	516	54.66
111 KAY FLEMING (DEM)	428	45.34

SUPERINTEND OF PUB INST

Vote For No More Than 1		
112 TONY BENNETT (REP)	475	49.79
113 GLENDA RITZ (DEM)	479	50.21

US REP IN CONG DISTRICT 9

Vote For No More Than 1		
114 TODD YOUNG (REP)	466	47.65
115 SHELLI YODER (DEM)	511	52.25
WRITE-IN	1	.10

STATE REP DISTRICT 71

Vote For No More Than 1		
NO CANDIDATE POSITION		0
120 STEVEN R. STEMLER (DEM)	696	100.00

JUDGE CIRCUIT 4

Vote For No More Than 1		
NO CANDIDATE POSITION		0
123 VICKI L. CARMICHAEL (DEM)	690	100.00

CORONER

Vote For No More Than 1		
124 TERRY CONWAY (REP)	479	51.07
125 JOHN HALL (DEM)	459	48.93

COMM DISTRICT 1

Vote For No More Than 1		
126 RICK STEPHENSON (REP)	445	47.14
127 ED MEYER (DEM)	499	52.86

COMM DISTRICT 2

Vote For No More Than 1		
128 JACK A. COFFMAN SR. (REP)	457	48.82
129 LES YOUNG (DEM)	479	51.18

COUNCIL AT-LARGE

Vote For No More Than 3		
130 RONALD BROGAN (REP)	364	14.21
131 KELLY L. KHURI (REP)	403	15.74
132 RYAN LYNCH (REP)	400	15.62
133 SUSAN POPP (DEM)	503	19.64
134 BRENDA ROSS (DEM)	430	16.79
135 KEVIN L. VISSING (DEM)	461	18.00

GCS CORP BOARD DISTRICT 2

Vote For No More Than 1		
141 VICKIE BOISSEAU	295	45.45
142 CLAY ANTHONY "TONY" HALL	299	46.07
143 FRED W. KRENKE	55	8.47

GCS CORP BOARD DISTRICT 5

Vote For No More Than 1		
144 CHRISTINA GILKEY	405	57.37
145 DALE MOSS	301	42.63

0028 JEFFERSONVILLE 17

VOTES PERCENT

GCS CORP BOARD DISTRICT 6

Vote For No More Than 1

146 ALICE DORMAN BUTLER.	304	45.24
147 JERRY D. WHITE	368	54.76

GCS CORP BOARD DISTRICT 7

Vote For No More Than 1

148 TERESA BOTTORFF-PERKINS	391	56.58
149 REBECCA (BECKA) CHRISTENSEN	300	43.42

JUST OF THE IN SUP COURT DAVID

Vote For No More Than 1

YES	503	73.86
NO.	178	26.14

JUST OF THE IN SUP COURT RUCKER

Vote For No More Than 1

YES	506	74.96
NO.	169	25.04

JUDGE OF THE IN COURT OF APP 1ST DIST

Vote For No More Than 1

YES	507	75.67
NO.	163	24.33

JUDGE OF THE IN COURT OF APP 5TH DIST

Vote For No More Than 1

YES	521	77.30
NO.	153	22.70

WE, THE UNDERSIGNED, DO HEREBY CERTIFY
THAT THE ABOVE RESULTS ARE A TRUE AND
ACCURATE ACCOUNT OF ALL BALLOTS COUNTED
AND THAT ALL COUNTERS WERE ZERO (0)
WHEN THE POLLS OPENED AND THAT THE
ELECTION WAS HELD IN ACCORDANCE WITH
THE LAWS OF THE STATE.

ELECTION JUDGE

ELECTION JUDGE

ELECTION JUDGE

RUN DATE:11/06/12 11:07 PM

REPORT-EL30

PAGE 0029-01

0029 JEFFERSONVILLE 18

VOTES PERCENT

VOTES PERCENT

REGISTERED VOTERS - TOTAL		3233	
BALLOTS CAST - TOTAL	+1	1702	1701
VOTER TURNOUT - TOTAL			52.61

STATE REP DISTRICT 71

Vote For No More Than 1			
NO CANDIDATE POSITION			0
120 STEVEN R. STEMLER (DEM)	+1	1102	1161 100.00

STRAIGHT PARTY

Vote For No More Than 1			
REPUBLICAN (REP)		344	48.45
DEMOCRATIC (DEM)		356	50.14
LIBERTARIAN (LIB)		10	1.41

JUDGE CIRCUIT 4

Vote For No More Than 1			
NO CANDIDATE POSITION			0
123 VICKI L. CARMICHAEL (DEM)	+1	1151	1150 100.00

PRESIDENT & VICE PRESIDENT

Vote For No More Than 1			
101 MITT ROMNEY (REP)	+1	850	849 50.30
102 BARACK OBAMA (DEM)			793 46.98
103 GARY JOHNSON (LIB)			41 2.43
WRITE-IN			5 .30

CORONER

Vote For No More Than 1			
124 TERRY CONWAY (REP)			812 51.75
125 JOHN HALL (DEM)	+1	758	757 48.25

US SENATOR

Vote For No More Than 1			
104 RICHARD E. MOURDOCK (REP)	+1	717	716 43.85
105 JOE DONNELLY (DEM)			849 51.99
106 ANDREW "ANDY" HORNING (LIB)			68 4.16
WRITE-IN			0

COMM DISTRICT 1

Vote For No More Than 1			
126 RICK STEPHENSON (REP)			802 50.44
127 ED MEYER (DEM)	+1	789	788 49.56

COMM DISTRICT 2

Vote For No More Than 1			
128 JACK A. COFFMAN SR. (REP)			783 49.94
129 LES YOUNG (DEM)	+1	786	785 50.06

GOVERNOR & LT GOV

Vote For No More Than 1			
107 MIKE PENCE (REP)			827 50.46
108 JOHN R. GREGG (DEM)	+1	760	759 46.31
109 RUPERT BONEHAM (LIB)			53 3.23
WRITE-IN			0

COUNCIL AT-LARGE

Vote For No More Than 3			
130 RONALD BROGAN (REP)	+1	684	683 15.77
131 KELLY L. KHURI (REP)			712 16.44
132 RYAN LYNCH (REP)	+1	702	701 16.18
133 SUSAN POPP (DEM)			784 18.10
134 BRENDA ROSS (DEM)			688 15.88
135 KEVIN L. VISSING (DEM)	+1	745	764 17.64

ATTORNEY GENERAL

Vote For No More Than 1			
110 GREG ZOELLER (REP)	+1	884	883 55.12
111 KAY FLEMING (DEM)			719 44.88

GCS CORP BOARD DISTRICT 2

Vote For No More Than 1			
141 VICKIE BOISSEAU			505 43.80
142 CLAY ANTHONY "TONY" HALL	+1	545	544 47.18
143 FRED W. KRENKE			104 9.02

SUPERINTEND OF PUB INST

Vote For No More Than 1			
112 TONY BENNETT (REP)			800 49.78
113 GLENDA RITZ (DEM)	+1	808	807 50.22

GCS CORP BOARD DISTRICT 5

Vote For No More Than 1			
144 CHRISTINA GILKEY	+1	708	707 57.95
145 DALE MOSS			513 42.05

US REP IN CONG DISTRICT 9

Vote For No More Than 1			
114 TODD YOUNG (REP)	+1	810	809 49.51
115 SHELLI YODER (DEM)			824 50.43
WRITE-IN			1 .06

RUN DATE:11/06/12 11:07 PM

REPORT-EL30

PAGE 0029-02

0029 JEFFERSONVILLE 18

VOTES PERCENT

GCS CORP BOARD DISTRICT 6

Vote For No More Than 1			
146 ALICE DORMAN BUTLER.		534	45.33
147 JERRY D. WHITE . . . +1	645	644	54.67

GCS CORP BOARD DISTRICT 7

Vote For No More Than 1			
148 TERESA BOTTORFF-PERKINS		646	54.89
149 REBECCA (BECKA) CHRISTENSEN	532	531	45.11

JUST OF THE IN SUP COURT DAVID

Vote For No More Than 1			
YES +1	851	850	73.34
NO.		309	26.66

JUST OF THE IN SUP COURT RUCKER

Vote For No More Than 1			
YES +1	847	846	73.57
NO.		304	26.43

JUDGE OF THE IN COURT OF APP 1ST DIST

Vote For No More Than 1			
YES +1	849	848	74.00
NO.		298	26.00

JUDGE OF THE IN COURT OF APP 5TH DIST

Vote For No More Than 1			
YES +1	891	890	76.86
NO.		268	23.14

WE, THE UNDERSIGNED, DO HEREBY CERTIFY THAT THE ABOVE RESULTS ARE A TRUE AND ACCURATE ACCOUNT OF ALL BALLOTS COUNTED AND THAT ALL COUNTERS WERE ZERO (0) WHEN THE POLLS OPENED AND THAT THE ELECTION WAS HELD IN ACCORDANCE WITH THE LAWS OF THE STATE.

ELECTION JUDGE

ELECTION JUDGE

ELECTION JUDGE

0030 JEFFERSONVILLE 20

	VOTES	PERCENT
REGISTERED VOTERS - TOTAL	944	
BALLOTS CAST - TOTAL	+1 649	648
VOTER TURNOUT - TOTAL		68.64

STRAIGHT PARTY

	VOTES	PERCENT
Vote For No More Than 1		
REPUBLICAN (REP)	+1 85	84 46.15
DEMOCRATIC (DEM)		95 52.20
LIBERTARIAN (LIB)		3 1.65

PRESIDENT & VICE PRESIDENT

	VOTES	PERCENT
Vote For No More Than 1		
101 MITT ROMNEY (REP)	+1 327	326 50.94
102 BARACK OBAMA (DEM)		302 47.19
103 GARY JOHNSON (LIB)		9 1.41
WRITE-IN		3 .47

US SENATOR

	VOTES	PERCENT
Vote For No More Than 1		
104 RICHARD E. MOURDOCK (REP)	+1 265	264 42.04
105 JOE DONNELLY (DEM)		336 53.50
106 ANDREW "ANDY" HORNING (LIB)		28 4.46
WRITE-IN		0

GOVERNOR & LT GOV

	VOTES	PERCENT
Vote For No More Than 1		
107 MIKE PENCE (REP)	+1 318	317 50.72
108 JOHN R. GREGG (DEM)		283 45.28
109 RUPERT BONEHAM (LIB)		25 4.00
WRITE-IN		0

ATTORNEY GENERAL

	VOTES	PERCENT
Vote For No More Than 1		
110 GREG ZOELLER (REP)	+1 364	363 59.61
111 KAY FLEMING (DEM)		246 40.39

SUPERINTEND OF PUB INST

	VOTES	PERCENT
Vote For No More Than 1		
112 TONY BENNETT (REP)	+1 315	314 50.24
113 GLENDA RITZ (DEM)		311 49.76

US REP IN CONG DISTRICT 9

	VOTES	PERCENT
Vote For No More Than 1		
114 TODD YOUNG (REP)	+1 305	304 48.10
115 SHELLI YODER (DEM)		328 51.90
WRITE-IN		0

STATE REP DISTRICT 71

	VOTES	PERCENT
Vote For No More Than 1		
NO CANDIDATE POSITION		0
120 STEVEN R. STEMLER (DEM)		497 100.00

JUDGE CIRCUIT 4

	VOTES	PERCENT
Vote For No More Than 1		
NO CANDIDATE POSITION		0
123 VICKI L. CARMICHAEL (DEM)		450 100.00

CORONER

	VOTES	PERCENT
Vote For No More Than 1		
124 TERRY CONWAY (REP)	+1 286	285 48.47
125 JOHN HALL (DEM)		303 51.53

COMM DISTRICT 1

	VOTES	PERCENT
Vote For No More Than 1		
126 RICK STEPHENSON (REP)	+1 296	295 48.36
127 ED MEYER (DEM)		315 51.64

COMM DISTRICT 2

	VOTES	PERCENT
Vote For No More Than 1		
128 JACK A. COFFMAN SR. (REP)	+1 287	286 48.47
129 LES YOUNG (DEM)		304 51.53

COUNCIL AT-LARGE

	VOTES	PERCENT
Vote For No More Than 3		
130 RONALD BROGAN (REP)		252 15.51
131 KELLY L. KHURI (REP)		248 15.26
132 RYAN LYNCH (REP)		257 15.82
133 SUSAN POPP (DEM)		312 19.20
134 BRENDA ROSS (DEM)		255 15.69
135 KEVIN L. VISSING (DEM)	+1 300	301 18.52

GCS CORP BOARD DISTRICT 2

	VOTES	PERCENT
Vote For No More Than 1		
141 VICKIE BOISSEAU		238 50.32
142 CLAY ANTHONY "TONY" HALL		198 41.86
143 FRED W. KRENKE		37 7.82

GCS CORP BOARD DISTRICT 5

	VOTES	PERCENT
Vote For No More Than 1		
144 CHRISTINA GILKEY		207 39.50
145 DALE MOSS	+1 318	317 60.50

RUN DATE:11/06/12 11:07 PM

REPORT-EL30 PAGE 0030-02

0030 JEFFERSONVILLE 20

VOTES PERCENT

GCS CORP BOARD DISTRICT 6
 Vote For No More Than 1
 146 ALICE DORMAN BUTLER. 200 40.57
 147 JERRY D. WHITE 293 59.43

GCS CORP BOARD DISTRICT 7
 Vote For No More Than 1
 148 TERESA BOTTORFF-PERKINS +1 . . . 272 54.09
 149 REBECCA (BECKA) CHRISTENSEN . . . 230 45.91

JUST OF THE IN SUP COURT DAVID
 Vote For No More Than 1
 YES 326 74.26
 NO. 113 25.74

JUST OF THE IN SUP COURT RUCKER
 Vote For No More Than 1
 YES 331 75.06
 NO. 110 24.94

JUDGE OF THE IN COURT OF APP 1ST DIST
 Vote For No More Than 1
 YES 332 75.11
 NO. 110 24.89

JUDGE OF THE IN COURT OF APP 5TH DIST
 Vote For No More Than 1
 YES 337 76.42
 NO. 104 23.58

WE, THE UNDERSIGNED, DO HEREBY CERTIFY
 THAT THE ABOVE RESULTS ARE A TRUE AND
 ACCURATE ACCOUNT OF ALL BALLOTS COUNTED
 AND THAT ALL COUNTERS WERE ZERO (0)
 WHEN THE POLLS OPENED AND THAT THE
 ELECTION WAS HELD IN ACCORDANCE WITH
 THE LAWS OF THE STATE.

ELECTION JUDGE

ELECTION JUDGE

ELECTION JUDGE

0031 JEFFERSONVILLE 21

	VOTES	PERCENT
REGISTERED VOTERS - TOTAL	697	
BALLOTS CAST - TOTAL	468	
VOTER TURNOUT - TOTAL		67.14

STRAIGHT PARTY

Vote For No More Than 1		
REPUBLICAN (REP)	81	46.29
DEMOCRATIC (DEM)	92	52.57
LIBERTARIAN (LIB).	2	1.14

PRESIDENT & VICE PRESIDENT

Vote For No More Than 1		
101 MITT ROMNEY (REP)	211	45.77
102 BARACK OBAMA (DEM)	246	53.36
103 GARY JOHNSON (LIB)	4	.87
WRITE-IN.	0	

US SENATOR

Vote For No More Than 1		
104 RICHARD E. MOURDOCK (REP).	173	38.96
105 JOE DONNELLY (DEM)	259	58.33
106 ANDREW "ANDY" HORNING (LIB)	12	2.70
WRITE-IN.	0	

GOVERNOR & LT GOV

Vote For No More Than 1		
107 MIKE PENCE (REP).	215	47.88
108 JOHN R. GREGG (DEM).	223	49.67
109 RUPERT BONEHAM (LIB)	10	2.23
WRITE-IN.	1	.22

ATTORNEY GENERAL

Vote For No More Than 1		
110 GREG ZOELLER (REP)	235	53.41
111 KAY FLEMING (DEM)	205	46.59

SUPERINTEND OF PUB INST

Vote For No More Than 1		
112 TONY BENNETT (REP)	226	50.79
113 GLENDA RITZ (DEM)	219	49.21

US REP IN CONG DISTRICT 9

Vote For No More Than 1		
114 TODD YOUNG (REP).	191	42.44
115 SHELLI YODER (DEM)	259	57.56
WRITE-IN.	0	

STATE REP DISTRICT 71

Vote For No More Than 1		
NO CANDIDATE POSITION		0
120 STEVEN R. STEMLER (DEM)	342	100.00

JUDGE CIRCUIT 4

Vote For No More Than 1		
NO CANDIDATE POSITION		0
123 VICKI L. CARMICHAEL (DEM).	333	100.00

CORONER

Vote For No More Than 1		
124 TERRY CONWAY (REP)	206	47.36
125 JOHN HALL (DEM)	229	52.64

COMM DISTRICT 1

Vote For No More Than 1		
126 RICK STEPHENSON (REP)	206	47.14
127 ED MEYER (DEM)	231	52.86

COMM DISTRICT 2

Vote For No More Than 1		
128 JACK A. COFFMAN SR. (REP).	216	49.77
129 LES YOUNG (DEM)	218	50.23

COUNCIL AT-LARGE

Vote For No More Than 3		
130 RONALD BROGAN (REP).	182	15.36
131 KELLY L. KHURI (REP)	167	14.09
132 RYAN LYNCH (REP).	172	14.51
133 SUSAN POPP (DEM).	236	19.92
134 BRENDA ROSS (DEM)	196	16.54
135 KEVIN L. VISSING (DEM).	232	19.58

GCS CORP BOARD DISTRICT 2

Vote For No More Than 1		
141 VICKIE BOISSEAU	165	50.30
142 CLAY ANTHONY "TONY" HALL	140	42.68
143 FRED W. KRENKE	23	7.01

GCS CORP BOARD DISTRICT 5

Vote For No More Than 1		
144 CHRISTINA GILKEY.	162	45.00
145 DALE MOSS	198	55.00

RUN DATE:11/06/12 11:07 PM

REPORT-EL30

PAGE 0031-02

0031 JEFFERSONVILLE 21

VOTES PERCENT

GCS CORP BOARD DISTRICT 6

Vote For No More Than 1		
146 ALICE DORMAN BUTLER.	133	39.70
147 JERRY D. WHITE	202	60.30

GCS CORP BOARD DISTRICT 7

Vote For No More Than 1		
148 TERESA BOTTORFF-PERKINS	174	50.29
149 REBECCA (BECKA) CHRISTENSEN	172	49.71

JUST OF THE IN SUP COURT DAVID

Vote For No More Than 1		
YES	228	73.08
NO.	84	26.92

JUST OF THE IN SUP COURT RUCKER

Vote For No More Than 1		
YES	232	75.57
NO.	75	24.43

JUDGE OF THE IN COURT OF APP 1ST DIST

Vote For No More Than 1		
YES	231	75.99
NO.	73	24.01

JUDGE OF THE IN COURT OF APP 5TH DIST

Vote For No More Than 1		
YES	241	77.74
NO.	69	22.26

WE, THE UNDERSIGNED, DO HEREBY CERTIFY
THAT THE ABOVE RESULTS ARE A TRUE AND
ACCURATE ACCOUNT OF ALL BALLOTS COUNTED
AND THAT ALL COUNTERS WERE ZERO (0)
WHEN THE POLLS OPENED AND THAT THE
ELECTION WAS HELD IN ACCORDANCE WITH
THE LAWS OF THE STATE.

ELECTION JUDGE

ELECTION JUDGE

ELECTION JUDGE

RUN DATE:11/06/12 11:07 PM

REPORT-EL30 PAGE 0032-01

0032 JEFFERSONVILLE 22

	VOTES	PERCENT
REGISTERED VOTERS - TOTAL	1228	
BALLOTS CAST - TOTAL	768	767
VOTER TURNOUT - TOTAL		62.46

STRAIGHT PARTY

	VOTES	PERCENT
Vote For No More Than 1		
REPUBLICAN (REP)	129	38.05
DEMOCRATIC (DEM)	204	59.88
LIBERTARIAN (LIB)	7	2.06

PRESIDENT & VICE PRESIDENT

	VOTES	PERCENT
Vote For No More Than 1		
101 MITT ROMNEY (REP)	342	45.06
102 BARACK OBAMA (DEM)	399	52.57
103 GARY JOHNSON (LIB)	16	2.11
WRITE-IN	2	.26

US SENATOR

	VOTES	PERCENT
Vote For No More Than 1		
104 RICHARD E. MOURDOCK (REP)	280	37.74
105 JOE DONNELLY (DEM)	422	56.87
106 ANDREW "ANDY" HORNING (LIB)	39	5.26
WRITE-IN	1	.13

GOVERNOR & LT GOV

	VOTES	PERCENT
Vote For No More Than 1		
107 MIKE PENCE (REP)	334	44.95
108 JOHN R. GREGG (DEM)	384	51.68
109 RUPERT BONEHAM (LIB)	24	3.23
WRITE-IN	1	.13

ATTORNEY GENERAL

	VOTES	PERCENT
Vote For No More Than 1		
110 GREG ZOELLER (REP)	353	48.16
111 KAY FLEMING (DEM)	380	51.84

SUPERINTEND OF PUB INST

	VOTES	PERCENT
Vote For No More Than 1		
112 TONY BENNETT (REP)	335	46.02
113 GLENDA RITZ (DEM)	393	53.98

US REP IN CONG DISTRICT 9

	VOTES	PERCENT
Vote For No More Than 1		
114 TODD YOUNG (REP)	316	42.65
115 SHELLI YODER (DEM)	424	57.22
WRITE-IN	1	.13

STATE REP DISTRICT 71

	VOTES	PERCENT
Vote For No More Than 1		
NO CANDIDATE POSITION	0	
120 STEVEN R. STEMLER (DEM)	548	100.00

JUDGE CIRCUIT 4

	VOTES	PERCENT
Vote For No More Than 1		
NO CANDIDATE POSITION	0	
123 VICKI L. CARMICHAEL (DEM)	570	100.00

CORONER

	VOTES	PERCENT
Vote For No More Than 1		
124 TERRY CONWAY (REP)	319	44.37
125 JOHN HALL (DEM)	400	55.63

COMM DISTRICT 1

	VOTES	PERCENT
Vote For No More Than 1		
126 RICK STEPHENSON (REP)	299	41.47
127 ED MEYER (DEM)	422	58.53

COMM DISTRICT 2

	VOTES	PERCENT
Vote For No More Than 1		
128 JACK A. COFFMAN SR. (REP)	295	41.43
129 LES YOUNG (DEM)	417	58.57

COUNCIL AT-LARGE

	VOTES	PERCENT
Vote For No More Than 3		
130 RONALD BROGAN (REP)	268	13.61
131 KELLY L. KHURI (REP)	274	13.92
132 RYAN LYNCH (REP)	287	14.58
133 SUSAN POPP (DEM)	396	20.11
134 BRENDA ROSS (DEM)	344	17.47
135 KEVIN L. VISSING (DEM)	400	20.31

GCS CORP BOARD DISTRICT 2

	VOTES	PERCENT
Vote For No More Than 1		
141 VICKIE BOISSEAU	259	48.41
142 CLAY ANTHONY "TONY" HALL	247	46.17
143 FRED W. KRENKE	29	5.42

GCS CORP BOARD DISTRICT 5

	VOTES	PERCENT
Vote For No More Than 1		
144 CHRISTINA GILKEY	356	60.65
145 DALE MOSS	231	39.35

0032 JEFFERSONVILLE 22

VOTES PERCENT

GCS CORP BOARD DISTRICT 6

Vote For No More Than 1

146 ALICE DORMAN BUTLER.	244	43.73
147 JERRY D. WHITE	314	56.27

GCS CORP BOARD DISTRICT 7

Vote For No More Than 1

148 TERESA BOTTORFF-PERKINS	323	56.97
149 REBECCA (BECKA) CHRISTENSEN	244	43.03

JUST OF THE IN SUP COURT DAVID

Vote For No More Than 1

YES	410	74.01
NO.	144	25.99

JUST OF THE IN SUP COURT RUCKER

Vote For No More Than 1

YES	396	72.53
NO.	150	27.47

JUDGE OF THE IN COURT OF APP 1ST DIST

Vote For No More Than 1

YES	415	75.32
NO.	136	24.68

JUDGE OF THE IN COURT OF APP 5TH DIST

Vote For No More Than 1

YES	435	78.52
NO.	119	21.48

WE, THE UNDERSIGNED, DO HEREBY CERTIFY
THAT THE ABOVE RESULTS ARE A TRUE AND
ACCURATE ACCOUNT OF ALL BALLOTS COUNTED
AND THAT ALL COUNTERS WERE ZERO (0)
WHEN THE POLLS OPENED AND THAT THE
ELECTION WAS HELD IN ACCORDANCE WITH
THE LAWS OF THE STATE.

ELECTION JUDGE

ELECTION JUDGE

ELECTION JUDGE

RUN DATE:11/06/12 11:07 PM

REPORT-EL30

PAGE 0033-01

0033 JEFFERSONVILLE 23

	VOTES	PERCENT
REGISTERED VOTERS - TOTAL	1619	
BALLOTS CAST - TOTAL	813	
VOTER TURNOUT - TOTAL		50.22

STRAIGHT PARTY

Vote For No More Than 1		
REPUBLICAN (REP)	130	43.77
DEMOCRATIC (DEM)	161	54.21
LIBERTARIAN (LIB)	6	2.02

PRESIDENT & VICE PRESIDENT

Vote For No More Than 1		
101 MITT ROMNEY (REP)	380	47.50
102 BARACK OBAMA (DEM)	394	49.25
103 GARY JOHNSON (LIB)	21	2.63
WRITE-IN	5	.63

US SENATOR

Vote For No More Than 1		
104 RICHARD E. MOURDOCK (REP)	314	40.10
105 JOE DONNELLY (DEM)	417	53.26
106 ANDREW "ANDY" HORNING (LIB)	51	6.51
WRITE-IN	1	.13

GOVERNOR & LT GOV

Vote For No More Than 1		
107 MIKE PENCE (REP)	371	47.50
108 JOHN R. GREGG (DEM)	371	47.50
109 RUPERT BONEHAM (LIB)	38	4.87
WRITE-IN	1	.13

ATTORNEY GENERAL

Vote For No More Than 1		
110 GREG ZOELLER (REP)	407	53.20
111 KAY FLEMING (DEM)	358	46.80

SUPERINTEND OF PUB INST

Vote For No More Than 1		
112 TONY BENNETT (REP)	358	46.43
113 GLENDA RITZ (DEM)	413	53.57

US REP IN CONG DISTRICT 9

Vote For No More Than 1		
114 TODD YOUNG (REP)	365	47.16
115 SHELLI YODER (DEM)	409	52.84
WRITE-IN	0	

STATE REP DISTRICT 71

Vote For No More Than 1		
NO CANDIDATE POSITION		0
120 STEVEN R. STEMLER (DEM)	580	100.00

JUDGE CIRCUIT 4

Vote For No More Than 1		
NO CANDIDATE POSITION		0
123 VICKI L. CARMICHAEL (DEM)	565	100.00

CORONER

Vote For No More Than 1		
124 TERRY CONWAY (REP)	405	53.64
125 JOHN HALL (DEM)	350	46.36

COMM DISTRICT 1

Vote For No More Than 1		
126 RICK STEPHENSON (REP)	357	47.16
127 ED MEYER (DEM)	400	52.84

COMM DISTRICT 2

Vote For No More Than 1		
128 JACK A. COFFMAN SR. (REP)	364	48.21
129 LES YOUNG (DEM)	391	51.79

COUNCIL AT-LARGE

Vote For No More Than 3		
130 RONALD BROGAN (REP)	299	14.72
131 KELLY L. KHURI (REP)	316	15.56
132 RYAN LYNCH (REP)	293	14.43
133 SUSAN POPP (DEM)	390	19.20
134 BRENDA ROSS (DEM)	343	16.89
135 KEVIN L. VISSING (DEM)	390	19.20

GCS CORP BOARD DISTRICT 2

Vote For No More Than 1		
141 VICKIE BOISSEAU	264	46.73
142 CLAY ANTHONY "TONY" HALL	252	44.60
143 FRED W. KRENKE	49	8.67

GCS CORP BOARD DISTRICT 5

Vote For No More Than 1		
144 CHRISTINA GILKEY	359	58.28
145 DALE MOSS	257	41.72

0033 JEFFERSONVILLE 23

VOTES PERCENT

GCS CORP BOARD DISTRICT 6

Vote For No More Than 1		
146 ALICE DORMAN BUTLER.	261	45.23
147 JERRY D. WHITE	316	54.77

GCS CORP BOARD DISTRICT 7

Vote For No More Than 1		
148 TERESA BOTTORFF-PERKINS	351	58.40
149 REBECCA (BECKA) CHRISTENSEN	250	41.60

JUST OF THE IN SUP COURT DAVID

Vote For No More Than 1		
YES	424	73.74
NO.	151	26.26

JUST OF THE IN SUP COURT RUCKER

Vote For No More Than 1		
YES	410	71.93
NO.	160	28.07

JUDGE OF THE IN COURT OF APP 1ST DIST

Vote For No More Than 1		
YES	419	74.03
NO.	147	25.97

JUDGE OF THE IN COURT OF APP 5TH DIST

Vote For No More Than 1		
YES	435	75.39
NO.	142	24.61

WE, THE UNDERSIGNED, DO HEREBY CERTIFY
THAT THE ABOVE RESULTS ARE A TRUE AND
ACCURATE ACCOUNT OF ALL BALLOTS COUNTED
AND THAT ALL COUNTERS WERE ZERO (0)
WHEN THE POLLS OPENED AND THAT THE
ELECTION WAS HELD IN ACCORDANCE WITH
THE LAWS OF THE STATE.

ELECTION JUDGE

ELECTION JUDGE

ELECTION JUDGE

0034 JEFFERSONVILLE 24

	VOTES	PERCENT
REGISTERED VOTERS - TOTAL	3010	
BALLOTS CAST - TOTAL	+1 1414	1413
VOTER TURNOUT - TOTAL		46.94

STRAIGHT PARTY

Vote For No More Than 1		
REPUBLICAN (REP)	247	39.39
DEMOCRATIC (DEM)	368	58.69
LIBERTARIAN (LIB)	12	1.91

PRESIDENT & VICE PRESIDENT

Vote For No More Than 1		
101 MITT ROMNEY (REP)	+1 604	603 43.16
102 BARACK OBAMA (DEM)		759 54.33
103 GARY JOHNSON (LIB)		28 2.00
WRITE-IN		7 .50

US SENATOR

Vote For No More Than 1		
104 RICHARD E. MOURDOCK (REP)		523 38.15
105 JOE DONNELLY (DEM)	+1 776	775 56.53
106 ANDREW "ANDY" HORNING (LIB)		72 5.25
WRITE-IN		1 .07

GOVERNOR & LT GOV

Vote For No More Than 1		
107 MIKE PENCE (REP)		590 43.10
108 JOHN R. GREGG (DEM)	+1 728	727 53.10
109 RUPERT BONEHAM (LIB)		52 3.80
WRITE-IN		0

ATTORNEY GENERAL

Vote For No More Than 1		
110 GREG ZOELLER (REP)		614 46.23
111 KAY FLEMING (DEM)	+1 715	714 53.77

SUPERINTEND OF PUB INST

Vote For No More Than 1		
112 TONY BENNETT (REP)		586 43.73
113 GLENDA RITZ (DEM)	+1 755	754 56.27

US REP IN CONG DISTRICT 9

Vote For No More Than 1		
114 TODD YOUNG (REP)		583 42.90
115 SHELLI YODER (DEM)	+1 715	714 56.95
WRITE-IN		2 .15

STATE REP DISTRICT 71

Vote For No More Than 1		
NO CANDIDATE POSITION		0
120 STEVEN R. STEMLER (DEM)	+1 1010	1009 100.00

JUDGE CIRCUIT 4

Vote For No More Than 1		
NO CANDIDATE POSITION		0
123 VICKI L. CARMICHAEL (DEM)	+1 997	996 100.00

CORONER

Vote For No More Than 1		
124 TERRY CONWAY (REP)		628 47.29
125 JOHN HALL (DEM)	+1 701	700 52.71

COMM DISTRICT 1

Vote For No More Than 1		
126 RICK STEPHENSON (REP)		556 41.90
127 ED MEYER (DEM)	+1 772	771 58.10

COMM DISTRICT 2

Vote For No More Than 1		
128 JACK A. COFFMAN SR. (REP)		550 41.79
129 LES YOUNG (DEM)	+1 767	766 58.21

COUNCIL AT-LARGE

Vote For No More Than 3		
130 RONALD BROGAN (REP)		476 13.16
131 KELLY L. KHURI (REP)		535 14.80
132 RYAN LYNCH (REP)		500 13.83
133 SUSAN POPP (DEM)	+1 727	726 20.08
134 BRENDA ROSS (DEM)	+1 660	659 18.22
135 KEVIN L. VISSING (DEM)	+1 721	720 19.91

GCS CORP BOARD DISTRICT 2

Vote For No More Than 1		
141 VICKIE BOISSEAU		437 44.28
142 CLAY ANTHONY "TONY" HALL	+1 467	466 47.21
143 FRED W. KRENKE		84 8.51

GCS CORP BOARD DISTRICT 5

Vote For No More Than 1		
144 CHRISTINA GILKEY		708 67.95
145 DALE MOSS	+1 335	334 32.05

RUN DATE:11/06/12 11:07 PM

REPORT-EL30

PAGE 0034-02

0034 JEFFERSONVILLE 24

VOTES PERCENT

GCS CORP BOARD DISTRICT 6

Vote For No More Than 1			
146 ALICE DORMAN BUTLER.		449	44.68
147 JERRY D. WHITE . . . +1 . . . 557		556	55.32

GCS CORP BOARD DISTRICT 7

Vote For No More Than 1			
148 TERESA BOTTORFF-PERKINS . . . +1 . . . 411		625	60.39
149 REBECCA (BECKA) CHRISTENSEN +1 . . . 410		410	39.61

JUST OF THE IN SUP COURT DAVID

Vote For No More Than 1			
YES		779	77.44
NO.		227	22.56

JUST OF THE IN SUP COURT RUCKER

Vote For No More Than 1			
YES		746	74.82
NO.		251	25.18

JUDGE OF THE IN COURT OF APP 1ST DIST

Vote For No More Than 1			
YES		757	76.39
NO.		234	23.61

JUDGE OF THE IN COURT OF APP 5TH DIST

Vote For No More Than 1			
YES		787	78.62
NO.		214	21.38

WE, THE UNDERSIGNED, DO HEREBY CERTIFY
THAT THE ABOVE RESULTS ARE A TRUE AND
ACCURATE ACCOUNT OF ALL BALLOTS COUNTED
AND THAT ALL COUNTERS WERE ZERO (0)
WHEN THE POLLS OPENED AND THAT THE
ELECTION WAS HELD IN ACCORDANCE WITH
THE LAWS OF THE STATE.

ELECTION JUDGE

ELECTION JUDGE

ELECTION JUDGE

RUN DATE:11/06/12 11:07 PM

REPORT-EL30 PAGE 0035-01

0035 JEFFERSONVILLE 25

	VOTES	PERCENT
REGISTERED VOTERS - TOTAL	1519	
BALLOTS CAST - TOTAL	888	
VOTER TURNOUT - TOTAL		58.46

STRAIGHT PARTY

	VOTES	PERCENT
Vote For No More Than 1		
REPUBLICAN (REP)	201	53.89
DEMOCRATIC (DEM)	170	45.58
LIBERTARIAN (LIB)	2	.54

PRESIDENT & VICE PRESIDENT

	VOTES	PERCENT
Vote For No More Than 1		
101 MITT ROMNEY (REP)	492	55.72
102 BARACK OBAMA (DEM)	373	42.24
103 GARY JOHNSON (LIB)	18	2.04
WRITE-IN	0	

US SENATOR

	VOTES	PERCENT
Vote For No More Than 1		
104 RICHARD E. MOURDOCK (REP)	412	47.52
105 JOE DONNELLY (DEM)	407	46.94
106 ANDREW "ANDY" HORNING (LIB)	48	5.54
WRITE-IN	0	

GOVERNOR & LT GOV

	VOTES	PERCENT
Vote For No More Than 1		
107 MIKE PENCE (REP)	491	57.29
108 JOHN R. GREGG (DEM)	340	39.67
109 RUPERT BONEHAM (LIB)	26	3.03
WRITE-IN	0	

ATTORNEY GENERAL

	VOTES	PERCENT
Vote For No More Than 1		
110 GREG ZOELLER (REP)	503	59.39
111 KAY FLEMING (DEM)	344	40.61

SUPERINTEND OF PUB INST

	VOTES	PERCENT
Vote For No More Than 1		
112 TONY BENNETT (REP)	465	54.77
113 GLENDA RITZ (DEM)	384	45.23

US REP IN CONG DISTRICT 9

	VOTES	PERCENT
Vote For No More Than 1		
114 TODD YOUNG (REP)	474	54.86
115 SHELLI YODER (DEM)	390	45.14
WRITE-IN	0	

STATE REP DISTRICT 71

	VOTES	PERCENT
Vote For No More Than 1		
NO CANDIDATE POSITION	0	
120 STEVEN R. STEMLER (DEM)	590	100.00

JUDGE CIRCUIT 4

	VOTES	PERCENT
Vote For No More Than 1		
NO CANDIDATE POSITION	0	
123 VICKI L. CARMICHAEL (DEM)	592	100.00

CORONER

	VOTES	PERCENT
Vote For No More Than 1		
124 TERRY CONWAY (REP)	483	57.84
125 JOHN HALL (DEM)	352	42.16

COMM DISTRICT 1

	VOTES	PERCENT
Vote For No More Than 1		
126 RICK STEPHENSON (REP)	461	55.14
127 ED MEYER (DEM)	375	44.86

COMM DISTRICT 2

	VOTES	PERCENT
Vote For No More Than 1		
128 JACK A. COFFMAN SR. (REP)	458	55.25
129 LES YOUNG (DEM)	371	44.75

COUNCIL AT-LARGE

	VOTES	PERCENT
Vote For No More Than 3		
130 RONALD BROGAN (REP)	391	17.06
131 KELLY L. KHURI (REP)	408	17.80
132 RYAN LYNCH (REP)	398	17.36
133 SUSAN POPP (DEM)	395	17.23
134 BRENDA ROSS (DEM)	311	13.57
135 KEVIN L. VISSING (DEM)	389	16.97

GCS CORP BOARD DISTRICT 2

	VOTES	PERCENT
Vote For No More Than 1		
141 VICKIE BOISSEAU	259	43.60
142 CLAY ANTHONY "TONY" HALL	291	48.99
143 FRED W. KRENKE	44	7.41

GCS CORP BOARD DISTRICT 5

	VOTES	PERCENT
Vote For No More Than 1		
144 CHRISTINA GILKEY	391	61.19
145 DALE MOSS	248	38.81

RUN DATE:11/06/12 11:07 PM

REPORT-EL30

PAGE 0035-02

0035 JEFFERSONVILLE 25

VOTES PERCENT

GCS CORP BOARD DISTRICT 6

Vote For No More Than 1		
146 ALICE DORMAN BUTLER.	292	47.56
147 JERRY D. WHITE	322	52.44

GCS CORP BOARD DISTRICT 7

Vote For No More Than 1		
148 TERESA BOTTORFF-PERKINS	386	62.46
149 REBECCA (BECKA) CHRISTENSEN	232	37.54

JUST OF THE IN SUP COURT DAVID

Vote For No More Than 1		
YES	441	71.82
NO.	173	28.18

JUST OF THE IN SUP COURT RUCKER

Vote For No More Than 1		
YES	445	72.95
NO.	165	27.05

JUDGE OF THE IN COURT OF APP 1ST DIST

Vote For No More Than 1		
YES	442	72.94
NO.	164	27.06

JUDGE OF THE IN COURT OF APP 5TH DIST

Vote For No More Than 1		
YES	455	74.59
NO.	155	25.41

WE, THE UNDERSIGNED, DO HEREBY CERTIFY
THAT THE ABOVE RESULTS ARE A TRUE AND
ACCURATE ACCOUNT OF ALL BALLOTS COUNTED
AND THAT ALL COUNTERS WERE ZERO (0)
WHEN THE POLLS OPENED AND THAT THE
ELECTION WAS HELD IN ACCORDANCE WITH
THE LAWS OF THE STATE.

ELECTION JUDGE

ELECTION JUDGE

ELECTION JUDGE

RUN DATE:11/06/12 11:07 PM

REPORT-EL30

PAGE 0036-01

0036 JEFFERSONVILLE 27

	VOTES	PERCENT
REGISTERED VOTERS - TOTAL	567	
BALLOTS CAST - TOTAL.	232	
VOTER TURNOUT - TOTAL		40.92

STRAIGHT PARTY

	VOTES	PERCENT
Vote For No More Than 1		
REPUBLICAN (REP)	35	37.63
DEMOCRATIC (DEM)	58	62.37
LIBERTARIAN (LIB).	0	

PRESIDENT & VICE PRESIDENT

	VOTES	PERCENT
Vote For No More Than 1		
101 MITT ROMNEY (REP)	105	45.65
102 BARACK OBAMA (DEM)	121	52.61
103 GARY JOHNSON (LIB)	4	1.74
WRITE-IN.	0	

US SENATOR

	VOTES	PERCENT
Vote For No More Than 1		
104 RICHARD E. MOURDOCK (REP).	82	36.61
105 JOE DONNELLY (DEM)	130	58.04
106 ANDREW "ANDY" HORNING (LIB)	12	5.36
WRITE-IN.	0	

GOVERNOR & LT GOV

	VOTES	PERCENT
Vote For No More Than 1		
107 MIKE PENCE (REP).	94	41.96
108 JOHN R. GREGG (DEM).	123	54.91
109 RUPERT BONEHAM (LIB)	7	3.13
WRITE-IN.	0	

ATTORNEY GENERAL

	VOTES	PERCENT
Vote For No More Than 1		
110 GREG ZOELLER (REP)	108	49.09
111 KAY FLEMING (DEM)	112	50.91

SUPERINTEND OF PUB INST

	VOTES	PERCENT
Vote For No More Than 1		
112 TONY BENNETT (REP)	102	46.36
113 GLENDA RITZ (DEM)	118	53.64

US REP IN CONG DISTRICT 9

	VOTES	PERCENT
Vote For No More Than 1		
114 TODD YOUNG (REP).	94	41.78
115 SHELLI YODER (DEM)	131	58.22
WRITE-IN.	0	

STATE REP DISTRICT 71

	VOTES	PERCENT
Vote For No More Than 1		
NO CANDIDATE POSITION	0	
120 STEVEN R. STEMLER (DEM)	171	100.00

JUDGE CIRCUIT 4

	VOTES	PERCENT
Vote For No More Than 1		
NO CANDIDATE POSITION	0	
123 VICKI L. CARMICHAEL (DEM).	167	100.00

CORONER

	VOTES	PERCENT
Vote For No More Than 1		
124 TERRY CONWAY (REP)	93	42.47
125 JOHN HALL (DEM)	126	57.53

COMM DISTRICT 1

	VOTES	PERCENT
Vote For No More Than 1		
126 RICK STEPHENSON (REP)	86	39.27
127 ED MEYER (DEM)	133	60.73

COMM DISTRICT 2

	VOTES	PERCENT
Vote For No More Than 1		
128 JACK A. COFFMAN SR. (REP).	84	38.01
129 LES YOUNG (DEM)	137	61.99

COUNCIL AT-LARGE

	VOTES	PERCENT
Vote For No More Than 3		
130 RONALD BROGAN (REP).	72	11.75
131 KELLY L. KHURI (REP)	86	14.03
132 RYAN LYNCH (REP).	73	11.91
133 SUSAN POPP (DEM).	134	21.86
134 BRENDA ROSS (DEM)	121	19.74
135 KEVIN L. VISSING (DEM).	127	20.72

GCS CORP BOARD DISTRICT 2

	VOTES	PERCENT
Vote For No More Than 1		
141 VICKIE BOISSEAU	68	45.95
142 CLAY ANTHONY "TONY" HALL	69	46.62
143 FRED W. KRENKE	11	7.43

GCS CORP BOARD DISTRICT 5

	VOTES	PERCENT
Vote For No More Than 1		
144 CHRISTINA GILKEY.	94	59.87
145 DALE MOSS	63	40.13

RUN DATE:11/06/12 11:07 PM

REPORT-EL30

PAGE 0036-02

0036 JEFFERSONVILLE 27

VOTES PERCENT

GCS CORP BOARD DISTRICT 6

Vote For No More Than 1

146 ALICE DORMAN BUTLER	76	51.01
147 JERRY D. WHITE	73	48.99

GCS CORP BOARD DISTRICT 7

Vote For No More Than 1

148 TERESA BOTTORFF-PERKINS	84	54.55
149 REBECCA (BECKA) CHRISTENSEN	70	45.45

JUST OF THE IN SUP COURT DAVID

Vote For No More Than 1

YES	124	72.94
NO.	46	27.06

JUST OF THE IN SUP COURT RUCKER

Vote For No More Than 1

YES	130	75.58
NO.	42	24.42

JUDGE OF THE IN COURT OF APP 1ST DIST

Vote For No More Than 1

YES	124	72.51
NO.	47	27.49

JUDGE OF THE IN COURT OF APP 5TH DIST

Vote For No More Than 1

YES	127	74.27
NO.	44	25.73

WE, THE UNDERSIGNED, DO HEREBY CERTIFY
THAT THE ABOVE RESULTS ARE A TRUE AND
ACCURATE ACCOUNT OF ALL BALLOTS COUNTED
AND THAT ALL COUNTERS WERE ZERO (0)
WHEN THE POLLS OPENED AND THAT THE
ELECTION WAS HELD IN ACCORDANCE WITH
THE LAWS OF THE STATE.

ELECTION JUDGE

ELECTION JUDGE

ELECTION JUDGE

RUN DATE:11/06/12 11:07 PM

REPORT-EL30 PAGE 0037-01

0037 JEFFERSONVILLE 30

	VOTES	PERCENT
REGISTERED VOTERS - TOTAL	828	
BALLOTS CAST - TOTAL	+4 384	380
VOTER TURNOUT - TOTAL		45.89

STRAIGHT PARTY

	VOTES	PERCENT
Vote For No More Than 1		
REPUBLICAN (REP)	71	42.77
DEMOCRATIC (DEM)	+2 91	89 53.61
LIBERTARIAN (LIB)	6	3.61

PRESIDENT & VICE PRESIDENT

	VOTES	PERCENT
Vote For No More Than 1		
101 MITT ROMNEY (REP)	195	51.59
102 BARACK OBAMA (DEM)	+4 178	174 46.03
103 GARY JOHNSON (LIB)	8	2.12
WRITE-IN.	1	.26

US SENATOR

	VOTES	PERCENT
Vote For No More Than 1		
104 RICHARD E. MOURDOCK (REP)	153	41.46
105 JOE DONNELLY (DEM)	+3 194	191 51.76
106 ANDREW "ANDY" HORNING (LIB)	+1 26	25 6.78
WRITE-IN.	0	

GOVERNOR & LT GOV

	VOTES	PERCENT
Vote For No More Than 1		
107 MIKE PENCE (REP)	+1 179	178 48.77
108 JOHN R. GREGG (DEM)	+3 174	171 46.85
109 RUPERT BONEHAM (LIB)	16	4.38
WRITE-IN.	0	

ATTORNEY GENERAL

	VOTES	PERCENT
Vote For No More Than 1		
110 GREG ZOELLER (REP)	192	53.93
111 KAY FLEMING (DEM)	+4 168	164 46.07

SUPERINTEND OF PUB INST

	VOTES	PERCENT
Vote For No More Than 1		
112 TONY BENNETT (REP)	174	49.15
113 GLENDA RITZ (DEM)	+4 184	180 50.85

US REP IN CONG DISTRICT 9

	VOTES	PERCENT
Vote For No More Than 1		
114 TODD YOUNG (REP)	178	49.04
115 SHELLI YODER (DEM)	+4 188	184 50.69
WRITE-IN.	1	.28

STATE REP DISTRICT 71

	VOTES	PERCENT
Vote For No More Than 1		
NO CANDIDATE POSITION	0	
120 STEVEN R. STEMLER (DEM)	+3 249	246 100.00

JUDGE CIRCUIT 4

	VOTES	PERCENT
Vote For No More Than 1		
NO CANDIDATE POSITION	0	
123 VICKI L. CARMICHAEL (DEM)	+4 254	250 100.00

CORONER

	VOTES	PERCENT
Vote For No More Than 1		
124 TERRY CONWAY (REP)	169	47.74
125 JOHN HALL (DEM)	+4 189	185 52.26

COMM DISTRICT 1

	VOTES	PERCENT
Vote For No More Than 1		
126 RICK STEPHENSON (REP)	168	48.28
127 ED MEYER (DEM)	+4 184	180 51.72

COMM DISTRICT 2

	VOTES	PERCENT
Vote For No More Than 1		
128 JACK A. COFFMAN SR. (REP)	+1 168	167 48.55
129 LES YOUNG (DEM)	+2 179	177 51.45

COUNCIL AT-LARGE

	VOTES	PERCENT
Vote For No More Than 3		
130 RONALD BROGAN (REP)	130	13.67
131 KELLY L. KHURI (REP)	137	14.41
132 RYAN LYNCH (REP)	+1 138	137 14.41
133 SUSAN POPP (DEM)	+3 215	212 22.29
134 BRENDA ROSS (DEM)	+1 168	167 17.56
135 KEVIN L. VISSING (DEM)	+2 170	168 17.67

CCS CORP BOARD DISTRICT 1

	VOTES	PERCENT
Vote For No More Than 1		
136 JAMES H. BEMISS	116	42.80
137 MICHAEL A. SPARKMAN	68	25.09
138 LYNN WILSON	+2 89	87 32.10

CCS CORP BOARD DISTRICT 2

	VOTES	PERCENT
Vote For No More Than 1		
139 BILL WILSON	+1 195	194 100.00

CCS CORP BOARD DISTRICT 5

	VOTES	PERCENT
Vote For No More Than 1		
140 ANDY BRAMER	+1 200	199 100.00

RUN DATE:11/06/12 11:07 PM

REPORT-EL30

PAGE 0037-02

0037 JEFFERSONVILLE 30

VOTES PERCENT

JUST OF THE IN SUP COURT DAVID

Vote For No More Than 1			
YES +1	184	183 73.20
NO.		67 26.80

JUST OF THE IN SUP COURT RUCKER

Vote For No More Than 1			
YES +1	186	185 74.90
NO.		62 25.10

JUDGE OF THE IN COURT OF APP 1ST DIST

Vote For No More Than 1			
YES +1	180	179 73.97
NO.		63 26.03

JUDGE OF THE IN COURT OF APP 5TH DIST

Vote For No More Than 1			
YES +1	189	188 76.11
NO.		59 23.89

WE, THE UNDERSIGNED, DO HEREBY CERTIFY
THAT THE ABOVE RESULTS ARE A TRUE AND
ACCURATE ACCOUNT OF ALL BALLOTS COUNTED
AND THAT ALL COUNTERS WERE ZERO (0)
WHEN THE POLLS OPENED AND THAT THE
ELECTION WAS HELD IN ACCORDANCE WITH
THE LAWS OF THE STATE.

ELECTION JUDGE

ELECTION JUDGE

ELECTION JUDGE

RUN DATE:11/06/12 11:07 PM

REPORT-EL30

PAGE 0038-01

0038 JEFFERSONVILLE 31

	VOTES	PERCENT
REGISTERED VOTERS - TOTAL	959	
BALLOTS CAST - TOTAL	+1 396	395
VOTER TURNOUT - TOTAL		41.19

STRAIGHT PARTY

Vote For No More Than 1	VOTES	PERCENT
REPUBLICAN (REP)	84	43.08
DEMOCRATIC (DEM)	+1 107	106 54.36
LIBERTARIAN (LIB)	5	2.56

PRESIDENT & VICE PRESIDENT

Vote For No More Than 1	VOTES	PERCENT
101 MITT ROMNEY (REP)	191	49.10
102 BARACK OBAMA (DEM)	+1 189	188 48.33
103 GARY JOHNSON (LIB)	7	1.80
WRITE-IN	3	.77

US SENATOR

Vote For No More Than 1	VOTES	PERCENT
104 RICHARD E. MOURDOCK (REP)	159	40.98
105 JOE DONNELLY (DEM)	+1 201	200 51.55
106 ANDREW "ANDY" HORNING (LIB)	27	6.96
WRITE-IN	2	.52

GOVERNOR & LT GOV

Vote For No More Than 1	VOTES	PERCENT
107 MIKE PENCE (REP)	179	46.49
108 JOHN R. GREGG (DEM)	+1 190	189 49.09
109 RUPERT BONEHAM (LIB)	16	4.16
WRITE-IN	1	.26

ATTORNEY GENERAL

Vote For No More Than 1	VOTES	PERCENT
110 GREG ZOELLER (REP)	197	51.57
111 KAY FLEMING (DEM)	+1 186	185 48.43

SUPERINTEND OF PUB INST

Vote For No More Than 1	VOTES	PERCENT
112 TONY BENNETT (REP)	185	48.68
113 GLENDA RITZ (DEM)	+1 196	195 51.32

US REP IN CONG DISTRICT 9

Vote For No More Than 1	VOTES	PERCENT
114 TODD YOUNG (REP)	176	45.60
115 SHELLI YODER (DEM)	+1 210	209 54.15
WRITE-IN	1	.26

STATE REP DISTRICT 71

Vote For No More Than 1	VOTES	PERCENT
NO CANDIDATE POSITION	0	
120 STEVEN R. STEMLER (DEM)	+1 269	268 100.00

JUDGE CIRCUIT 4

Vote For No More Than 1	VOTES	PERCENT
NO CANDIDATE POSITION	0	
123 VICKI L. CARMICHAEL (DEM)	+1 270	269 100.00

CORONER

Vote For No More Than 1	VOTES	PERCENT
124 TERRY CONWAY (REP)	171	45.84
125 JOHN HALL (DEM)	+1 203	202 54.16

COMM DISTRICT 1

Vote For No More Than 1	VOTES	PERCENT
126 RICK STEPHENSON (REP)	177	48.10
127 ED MEYER (DEM)	+1 192	191 51.90

COMM DISTRICT 2

Vote For No More Than 1	VOTES	PERCENT
128 JACK A. COFFMAN SR. (REP)	171	46.47
129 LES YOUNG (DEM)	+1 198	197 53.53

COUNCIL AT-LARGE

Vote For No More Than 3	VOTES	PERCENT
130 RONALD BROGAN (REP)	138	13.49
131 KELLY L. KHURI (REP)	147	14.37
132 RYAN LYNCH (REP)	152	14.86
133 SUSAN POPP (DEM)	+1 217	216 21.11
134 BRENDA ROSS (DEM)	+1 182	181 17.69
135 KEVIN L. VISSING (DEM)	+1 190	189 18.48

CCS CORP BOARD DISTRICT 1

Vote For No More Than 1	VOTES	PERCENT
136 JAMES H. BEMISS	106	37.59
137 MICHAEL A. SPARKMAN	+1 88	87 30.85
138 LYNN WILSON	89	31.56

CCS CORP BOARD DISTRICT 2

Vote For No More Than 1	VOTES	PERCENT
139 BILL WILSON	+1 214	213 100.00

CCS CORP BOARD DISTRICT 5

Vote For No More Than 1	VOTES	PERCENT
140 ANDY BRAMER	+1 215	214 100.00

RUN DATE:11/06/12 11:07 PM

REPORT-EL30

PAGE 0038-02

0038 JEFFERSONVILLE 31

VOTES PERCENT

JUST OF THE IN SUP COURT DAVID

Vote For No More Than 1

YES	185	71.98
NO. +1	73	28.02

JUST OF THE IN SUP COURT RUCKER

Vote For No More Than 1

YES	191	74.61
NO. +1	66	25.39

JUDGE OF THE IN COURT OF APP 1ST DIST

Vote For No More Than 1

YES	185	73.12
NO. +1	69	26.88

JUDGE OF THE IN COURT OF APP 5TH DIST

Vote For No More Than 1

YES	201	77.31
NO. +1	60	22.69

WE, THE UNDERSIGNED, DO HEREBY CERTIFY THAT THE ABOVE RESULTS ARE A TRUE AND ACCURATE ACCOUNT OF ALL BALLOTS COUNTED AND THAT ALL COUNTERS WERE ZERO (0) WHEN THE POLLS OPENED AND THAT THE ELECTION WAS HELD IN ACCORDANCE WITH THE LAWS OF THE STATE.

ELECTION JUDGE

ELECTION JUDGE

ELECTION JUDGE

0039 JEFFERSONVILLE 32

	VOTES	PERCENT
REGISTERED VOTERS - TOTAL	615	
BALLOTS CAST - TOTAL	296	
VOTER TURNOUT - TOTAL		48.13

STRAIGHT PARTY

Vote For No More Than 1		
REPUBLICAN (REP)	35	26.52
DEMOCRATIC (DEM)	93	70.45
LIBERTARIAN (LIB)	4	3.03

PRESIDENT & VICE PRESIDENT

Vote For No More Than 1		
101 MITT ROMNEY (REP)	111	38.01
102 BARACK OBAMA (DEM)	170	58.22
103 GARY JOHNSON (LIB)	10	3.42
WRITE-IN	1	.34

US SENATOR

Vote For No More Than 1		
104 RICHARD E. MOURDOCK (REP)	77	26.74
105 JOE DONNELLY (DEM)	187	64.93
106 ANDREW "ANDY" HORNING (LIB)	23	7.99
WRITE-IN	1	.35

GOVERNOR & LT GOV

Vote For No More Than 1		
107 MIKE PENCE (REP)	97	34.28
108 JOHN R. GREGG (DEM)	163	57.60
109 RUPERT BONEHAM (LIB)	23	8.13
WRITE-IN	0	

ATTORNEY GENERAL

Vote For No More Than 1		
110 GREG ZOELLER (REP)	115	41.67
111 KAY FLEMING (DEM)	161	58.33

SUPERINTEND OF PUB INST

Vote For No More Than 1		
112 TONY BENNETT (REP)	119	43.12
113 GLENDA RITZ (DEM)	157	56.88

US REP IN CONG DISTRICT 9

Vote For No More Than 1		
114 TODD YOUNG (REP)	96	33.92
115 SHELLI YODER (DEM)	186	65.72
WRITE-IN	1	.35

STATE REP DISTRICT 71

Vote For No More Than 1		
NO CANDIDATE POSITION		0
120 STEVEN R. STEMLER (DEM)	224	100.00

JUDGE CIRCUIT 4

Vote For No More Than 1		
NO CANDIDATE POSITION		0
123 VICKI L. CARMICHAEL (DEM)	219	100.00

CORONER

Vote For No More Than 1		
124 TERRY CONWAY (REP)	93	33.70
125 JOHN HALL (DEM)	183	66.30

COMM DISTRICT 1

Vote For No More Than 1		
126 RICK STEPHENSON (REP)	92	33.70
127 ED MEYER (DEM)	181	66.30

COMM DISTRICT 2

Vote For No More Than 1		
128 JACK A. COFFMAN SR. (REP)	92	34.07
129 LES YOUNG (DEM)	178	65.93

COUNCIL AT-LARGE

Vote For No More Than 3		
130 RONALD BROGAN (REP)	78	10.61
131 KELLY L. KHURI (REP)	82	11.16
132 RYAN LYNCH (REP)	84	11.43
133 SUSAN POPP (DEM)	176	23.95
134 BRENDA ROSS (DEM)	150	20.41
135 KEVIN L. VISSING (DEM)	165	22.45

CCS CORP BOARD DISTRICT 1

Vote For No More Than 1		
136 JAMES H. BEMISS	74	35.58
137 MICHAEL A. SPARKMAN	57	27.40
138 LYNN WILSON	77	37.02

CCS CORP BOARD DISTRICT 2

Vote For No More Than 1		
139 BILL WILSON	161	100.00

CCS CORP BOARD DISTRICT 5

Vote For No More Than 1		
140 ANDY BRAMER	163	100.00

RUN DATE:11/06/12 11:07 PM

REPORT-EL30

PAGE 0039-02

0039 JEFFERSONVILLE 32

VOTES PERCENT

JUST OF THE IN SUP COURT DAVID

Vote For No More Than 1

YES	134	68.37
NO.	62	31.63

JUST OF THE IN SUP COURT RUCKER

Vote For No More Than 1

YES	131	66.84
NO.	65	33.16

JUDGE OF THE IN COURT OF APP 1ST DIST

Vote For No More Than 1

YES	134	67.68
NO.	64	32.32

JUDGE OF THE IN COURT OF APP 5TH DIST

Vote For No More Than 1

YES	138	68.66
NO.	63	31.34

WE, THE UNDERSIGNED, DO HEREBY CERTIFY
THAT THE ABOVE RESULTS ARE A TRUE AND
ACCURATE ACCOUNT OF ALL BALLOTS COUNTED
AND THAT ALL COUNTERS WERE ZERO (0)
WHEN THE POLLS OPENED AND THAT THE
ELECTION WAS HELD IN ACCORDANCE WITH
THE LAWS OF THE STATE.

ELECTION JUDGE

ELECTION JUDGE

ELECTION JUDGE

0040 JEFFERSONVILLE 33

	VOTES	PERCENT
REGISTERED VOTERS - TOTAL	1018	
BALLOTS CAST - TOTAL	504	
VOTER TURNOUT - TOTAL		49.51

STRAIGHT PARTY

	VOTES	PERCENT
Vote For No More Than 1		
REPUBLICAN (REP)	82	42.93
DEMOCRATIC (DEM)	104	54.45
LIBERTARIAN (LIB)	5	2.62

PRESIDENT & VICE PRESIDENT

	VOTES	PERCENT
Vote For No More Than 1		
101 MITT ROMNEY (REP)	224	44.89
102 BARACK OBAMA (DEM)	261	52.30
103 GARY JOHNSON (LIB)	10	2.00
WRITE-IN	4	.80

US SENATOR

	VOTES	PERCENT
Vote For No More Than 1		
104 RICHARD E. MOURDOCK (REP)	180	36.96
105 JOE DONNELLY (DEM)	274	56.26
106 ANDREW "ANDY" HORNING (LIB)	33	6.78
WRITE-IN	0	

GOVERNOR & LT GOV

	VOTES	PERCENT
Vote For No More Than 1		
107 MIKE PENCE (REP)	217	44.38
108 JOHN R. GREGG (DEM)	254	51.94
109 RUPERT BONEHAM (LIB)	17	3.48
WRITE-IN	1	.20

ATTORNEY GENERAL

	VOTES	PERCENT
Vote For No More Than 1		
110 GREG ZOELLER (REP)	246	51.04
111 KAY FLEMING (DEM)	236	48.96

SUPERINTEND OF PUB INST

	VOTES	PERCENT
Vote For No More Than 1		
112 TONY BENNETT (REP)	231	47.93
113 GLENDA RITZ (DEM)	251	52.07

US REP IN CONG DISTRICT 9

	VOTES	PERCENT
Vote For No More Than 1		
114 TODD YOUNG (REP)	215	44.15
115 SHELLI YODER (DEM)	272	55.85
WRITE-IN	0	

STATE REP DISTRICT 71

	VOTES	PERCENT
Vote For No More Than 1		
NO CANDIDATE POSITION	0	
120 STEVEN R. STEMLER (DEM)	362	100.00

JUDGE CIRCUIT 4

	VOTES	PERCENT
Vote For No More Than 1		
NO CANDIDATE POSITION	0	
123 VICKI L. CARMICHAEL (DEM)	362	100.00

CORONER

	VOTES	PERCENT
Vote For No More Than 1		
124 TERRY CONWAY (REP)	209	44.47
125 JOHN HALL (DEM)	261	55.53

COMM DISTRICT 1

	VOTES	PERCENT
Vote For No More Than 1		
126 RICK STEPHENSON (REP)	217	46.47
127 ED MEYER (DEM)	250	53.53

COMM DISTRICT 2

	VOTES	PERCENT
Vote For No More Than 1		
128 JACK A. COFFMAN SR. (REP)	207	44.71
129 LES YOUNG (DEM)	256	55.29

COUNCIL AT-LARGE

	VOTES	PERCENT
Vote For No More Than 3		
130 RONALD BROGAN (REP)	160	12.48
131 KELLY L. KHURI (REP)	177	13.81
132 RYAN LYNCH (REP)	172	13.42
133 SUSAN POPP (DEM)	297	23.17
134 BRENDA ROSS (DEM)	236	18.41
135 KEVIN L. VISSING (DEM)	240	18.72

CCS CORP BOARD DISTRICT 1

	VOTES	PERCENT
Vote For No More Than 1		
136 JAMES H. BEMISS	207	50.24
137 MICHAEL A. SPARKMAN	104	25.24
138 LYNN WILSON	101	24.51

CCS CORP BOARD DISTRICT 2

	VOTES	PERCENT
Vote For No More Than 1		
139 BILL WILSON	314	100.00

CCS CORP BOARD DISTRICT 5

	VOTES	PERCENT
Vote For No More Than 1		
140 ANDY BRAHER	322	100.00

RUN DATE:11/06/12 11:07 PM

REPORT-EL30

PAGE 0040-02

0040 JEFFERSONVILLE 33

VOTES PERCENT

JUST OF THE IN SUP COURT DAVID

Vote For No More Than 1

YES	263	77.13
NO.	78	22.87

JUST OF THE IN SUP COURT RUCKER

Vote For No More Than 1

YES	262	75.29
NO.	86	24.71

JUDGE OF THE IN COURT OF APP 1ST DIST

Vote For No More Than 1

YES	264	76.97
NO.	79	23.03

JUDGE OF THE IN COURT OF APP 5TH DIST

Vote For No More Than 1

YES	281	81.45
NO.	64	18.55

WE, THE UNDERSIGNED, DO HEREBY CERTIFY
THAT THE ABOVE RESULTS ARE A TRUE AND
ACCURATE ACCOUNT OF ALL BALLOTS COUNTED
AND THAT ALL COUNTERS WERE ZERO (0)
WHEN THE POLLS OPENED AND THAT THE
ELECTION WAS HELD IN ACCORDANCE WITH
THE LAWS OF THE STATE.

ELECTION JUDGE

ELECTION JUDGE

ELECTION JUDGE

RUN DATE:11/06/12 11:07 PM

REPORT-EL30

PAGE 0041-01

0041 JEFFERSONVILLE 34

	VOTES	PERCENT
REGISTERED VOTERS - TOTAL	809	
BALLOTS CAST - TOTAL	376 376	46.35
VOTER TURNOUT - TOTAL		46.35

STRAIGHT PARTY

Vote For No More Than 1	VOTES	PERCENT
REPUBLICAN (REP)	61	41.50
DEMOCRATIC (DEM)	80	54.42
LIBERTARIAN (LIB)	6	4.08

PRESIDENT & VICE PRESIDENT

Vote For No More Than 1	VOTES	PERCENT
101 MITT ROMNEY (REP)	155	41.89
102 BARACK OBAMA (DEM)	201 209	54.32
103 GARY JOHNSON (LIB)	12	3.24
WRITE-IN	2	.54

US SENATOR

Vote For No More Than 1	VOTES	PERCENT
104 RICHARD E. MOURDOCK (REP)	114	31.67
105 JOE DONNELLY (DEM)	212 213	58.89
106 ANDREW "ANDY" HORNING (LIB)	34	9.44
WRITE-IN	0	

GOVERNOR & LT GOV

Vote For No More Than 1	VOTES	PERCENT
107 MIKE PENCE (REP)	158	43.41
108 JOHN R. GREGG (DEM)	194 195	53.30
109 RUPERT BONEHAM (LIB)	12	3.30
WRITE-IN	0	

ATTORNEY GENERAL

Vote For No More Than 1	VOTES	PERCENT
110 GREG ZOELLER (REP)	163	46.31
111 KAY FLEMING (DEM)	189 190	53.69

SUPERINTEND OF PUB INST

Vote For No More Than 1	VOTES	PERCENT
112 TONY BENNETT (REP)	162	45.63
113 GLENDA RITZ (DEM)	193 194	54.37

US REP IN CONG DISTRICT 9

Vote For No More Than 1	VOTES	PERCENT
114 TODD YOUNG (REP)	138	38.12
115 SHELLI YODER (DEM)	224 225	61.88
WRITE-IN	0	

STATE REP DISTRICT 71

Vote For No More Than 1	VOTES	PERCENT
NO CANDIDATE POSITION	0	
120 STEVEN R. STEMLER (DEM)	285	100.00

JUDGE CIRCUIT 4

Vote For No More Than 1	VOTES	PERCENT
NO CANDIDATE POSITION	0	
123 VICKI L. CARMICHAEL (DEM)	278 279	100.00

CORONER

Vote For No More Than 1	VOTES	PERCENT
124 TERRY CONWAY (REP)	139 140	39.94
125 JOHN HALL (DEM)	269 269	60.06

COMM DISTRICT 1

Vote For No More Than 1	VOTES	PERCENT
126 RICK STEPHENSON (REP)	145	41.79
127 ED MEYER (DEM)	202 203	58.21

COMM DISTRICT 2

Vote For No More Than 1	VOTES	PERCENT
128 JACK A. COFFMAN SR. (REP)	142	41.40
129 LES YOUNG (DEM)	201 202	58.60

COUNCIL AT-LARGE

Vote For No More Than 3	VOTES	PERCENT
130 RONALD BROGAN (REP)	110	11.83
131 KELLY L. KHURI (REP)	116	12.47
132 RYAN LYNCH (REP)	119	12.80
133 SUSAN POPP (DEM)	216 217	23.23
134 BRENDA ROSS (DEM)	180 181	19.35
135 KEVIN L. VISSING (DEM)	199 190	20.32

CCS CORP BOARD DISTRICT 1

Vote For No More Than 1	VOTES	PERCENT
136 JAMES H. BEMISS	104	36.49
137 MICHAEL A. SPARKMAN	79 80	27.72
138 LYNN WILSON	102	35.79

CCS CORP BOARD DISTRICT 2

Vote For No More Than 1	VOTES	PERCENT
139 BILL WILSON	218 219	100.00

CCS CORP BOARD DISTRICT 5

Vote For No More Than 1	VOTES	PERCENT
140 ANDY BRAMER	211 212	100.00

0041 JEFFERSONVILLE 34

VOTES PERCENT

JUST OF THE IN SUP COURT DAVID

Vote For No More Than 1		
YES	194	72.39
NO. +1	75 74	27.61

JUST OF THE IN SUP COURT RUCKER

Vote For No More Than 1		
YES	194	73.21
NO. +1	71 72	26.79

JUDGE OF THE IN COURT OF APP 1ST DIST

Vote For No More Than 1		
YES	199	75.38
NO. +1	65 66	24.62

JUDGE OF THE IN COURT OF APP 5TH DIST

Vote For No More Than 1		
YES	210	78.65
NO. +1	57 58	21.35

WE, THE UNDERSIGNED, DO HEREBY CERTIFY
THAT THE ABOVE RESULTS ARE A TRUE AND
ACCURATE ACCOUNT OF ALL BALLOTS COUNTED
AND THAT ALL COUNTERS WERE ZERO (0)
WHEN THE POLLS OPENED AND THAT THE
ELECTION WAS HELD IN ACCORDANCE WITH
THE LAWS OF THE STATE.

ELECTION JUDGE

ELECTION JUDGE

ELECTION JUDGE

RUN DATE:11/06/12 11:07 PM

REPORT-EL30

PAGE 0042-01

0042 JEFFERSONVILLE 35

	VOTES	PERCENT
REGISTERED VOTERS - TOTAL	1646	
BALLOTS CAST - TOTAL	+2 553	551
VOTER TURNOUT - TOTAL		33.48

STRAIGHT PARTY

Vote For No More Than 1			
REPUBLICAN (REP)	+1 91	90	31.91
DEMOCRATIC (DEM)		188	66.67
LIBERTARIAN (LIB)		4	1.42

PRESIDENT & VICE PRESIDENT

Vote For No More Than 1			
101 MITT ROMNEY (REP)	+1 204	203	37.38
102 BARACK OBAMA (DEM)	+1 317	316	58.20
103 GARY JOHNSON (LIB)		20	3.68
WRITE-IN		4	.74

US SENATOR

Vote For No More Than 1			
104 RICHARD E. MOURDOCK (REP)	+1 161	160	29.57
105 JOE DONNELLY (DEM)	+1 353	352	65.06
106 ANDREW "ANDY" HORNING (LIB)		29	5.36
WRITE-IN		0	

GOVERNOR & LT GOV

Vote For No More Than 1			
107 MIKE PENCE (REP)	+1 207	206	38.29
108 JOHN R. GREGG (DEM)	+1 306	305	56.69
109 RUPERT BONEHAM (LIB)		26	4.83
WRITE-IN		1	.19

ATTORNEY GENERAL

Vote For No More Than 1			
110 GREG ZOELLER (REP)	+2 236	234	44.40
111 KAY FLEMING (DEM)		293	55.60

SUPERINTEND OF PUB INST

Vote For No More Than 1			
112 TONY BENNETT (REP)	+1 225	224	42.03
113 GLENDA RITZ (DEM)	+1 310	309	57.97

US REP IN CONG DISTRICT 9

Vote For No More Than 1			
114 TODD YOUNG (REP)	+2 201	199	37.06
115 SHELLI YODER (DEM)		338	62.94
WRITE-IN		0	

STATE REP DISTRICT 71

Vote For No More Than 1			
NO CANDIDATE POSITION		0	
120 STEVEN R. STEMLER (DEM)	+1 416	415	100.00

JUDGE CIRCUIT 4

Vote For No More Than 1			
NO CANDIDATE POSITION		0	
123 VICKI L. CARMICHAEL (DEM)	+1 418	417	100.00

CORONER

Vote For No More Than 1			
124 TERRY CONWAY (REP)	+2 211	209	39.58
125 JOHN HALL (DEM)		319	60.42

COMM DISTRICT 1

Vote For No More Than 1			
126 RICK STEPHENSON (REP)	+1 188	187	35.42
127 ED MEYER (DEM)	+1 342	341	64.58

COMM DISTRICT 2

Vote For No More Than 1			
128 JACK A. COFFMAN SR. (REP)		178	33.90
129 LES YOUNG (DEM)	+2 349	347	66.10

COUNCIL AT-LARGE

Vote For No More Than 3			
130 RONALD BROGAN (REP)		159	10.85
131 KELLY L. KHURI (REP)	+1 176	175	11.95
132 RYAN LYNCH (REP)		169	11.54
133 SUSAN POPP (DEM)	+1 355	354	24.16
134 BRENDA ROSS (DEM)	+1 297	296	20.20
135 KEVIN L. VISSING (DEM)	+1 313	312	21.30

CCS CORP BOARD DISTRICT 1

Vote For No More Than 1			
136 JAMES H. BEMISS	+1 129	128	33.33
137 MICHAEL A. SPARKMAN		143	37.24
138 LYNN WILSON	+1 114	113	29.43

CCS CORP BOARD DISTRICT 2

Vote For No More Than 1			
139 BILL WILSON	+2 323	321	100.00

CCS CORP BOARD DISTRICT 5

Vote For No More Than 1			
140 ANDY BRAMER	+2 302	300	100.00

RUN DATE:11/06/12 11:07 PM

0042 JEFFERSONVILLE 35

VOTES PERCENT

JUST OF THE IN SUP COURT DAVID

Vote For No More Than 1			
YES +1	261	260 70.46
NO. +1	110	109 29.54

JUST OF THE IN SUP COURT RUCKER

Vote For No More Than 1			
YES +2	111	256 70.14
NO. +2	111	109 29.86

JUDGE OF THE IN COURT OF APP 1ST DIST

Vote For No More Than 1			
YES +1	265	264 72.53
NO. +1	101	100 27.47

JUDGE OF THE IN COURT OF APP 5TH DIST

Vote For No More Than 1			
YES +1	275	274 74.25
NO. +1	96	95 25.75

WE, THE UNDERSIGNED, DO HEREBY CERTIFY THAT THE ABOVE RESULTS ARE A TRUE AND ACCURATE ACCOUNT OF ALL BALLOTS COUNTED AND THAT ALL COUNTERS WERE ZERO (0) WHEN THE POLLS OPENED AND THAT THE ELECTION WAS HELD IN ACCORDANCE WITH THE LAWS OF THE STATE.

ELECTION JUDGE

ELECTION JUDGE

ELECTION JUDGE

RUN DATE:11/06/12 11:07 PM

REPORT-EL30

PAGE 0043-01

0043 JEFFERSONVILLE 36

	VOTES	PERCENT
REGISTERED VOTERS - TOTAL	1215	
BALLOTS CAST - TOTAL	+1 510	509
VOTER TURNOUT - TOTAL		41.89

STRAIGHT PARTY

Vote For No More Than 1		
REPUBLICAN (REP)	+1 107	106 45.11
DEMOCRATIC (DEM)		125 53.19
LIBERTARIAN (LIB)		4 1.70

PRESIDENT & VICE PRESIDENT

Vote For No More Than 1		
101 MITT ROMNEY (REP)	+1 258	257 50.79
102 BARACK OBAMA (DEM)		241 47.63
103 GARY JOHNSON (LIB)		7 1.38
WRITE-IN		1 .20

US SENATOR

Vote For No More Than 1		
104 RICHARD E. MOURDOCK (REP)	+1 208	207 41.99
105 JOE DONNELLY (DEM)		262 53.14
106 ANDREW "ANDY" HORNING (LIB)		24 4.87
WRITE-IN		0

GOVERNOR & LT GOV

Vote For No More Than 1		
107 MIKE PENCE (REP)	+1 239	238 48.97
108 JOHN R. GREGG (DEM)		235 48.35
109 RUPERT BONEHAM (LIB)		13 2.67
WRITE-IN		0

ATTORNEY GENERAL

Vote For No More Than 1		
110 GREG ZOELLER (REP)	+1 267	266 55.07
111 KAY FLEMING (DEM)		217 44.93

SUPERINTEND OF PUB INST

Vote For No More Than 1		
112 TONY BENNETT (REP)	+1 249	248 50.72
113 GLENDA RITZ (DEM)		241 49.28

US REP IN CONG DISTRICT 9

Vote For No More Than 1		
114 TODD YOUNG (REP)	+1 234	233 47.65
115 SHELLI YODER (DEM)		255 52.15
WRITE-IN		1 .20

STATE REP DISTRICT 71

	VOTES	PERCENT
Vote For No More Than 1		
NO CANDIDATE POSITION		0
120 STEVEN R. STEMLER (DEM)		343 100.00

JUDGE CIRCUIT 4

Vote For No More Than 1		
NO CANDIDATE POSITION		0
123 VICKI L. CARMICHAEL (DEM)		338 100.00

CORONER

Vote For No More Than 1		
124 TERRY CONWAY (REP)	+1 228	227 47.59
125 JOHN HALL (DEM)		250 52.41

COMM DISTRICT 1

Vote For No More Than 1		
126 RICK STEPHENSON (REP)	+1 239	238 49.90
127 ED MEYER (DEM)		239 50.10

COMM DISTRICT 2

Vote For No More Than 1		
128 JACK A. COFFMAN SR. (REP)	+1 236	235 50.00
129 LES YOUNG (DEM)		235 50.00

COUNCIL AT-LARGE

Vote For No More Than 3		
130 RONALD BROGAN (REP)	+1 193	192 14.74
131 KELLY L. KHURI (REP)	+1 213	212 16.27
132 RYAN LYNCH (REP)	+1 193	192 14.74
133 SUSAN POPP (DEM)		280 21.49
134 BRENDA ROSS (DEM)		207 15.89
135 KEVIN L. VISSING (DEM)		220 16.88

CCS CORP BOARD DISTRICT 1

Vote For No More Than 1		
136 JAMES H. BEMISS		99 41.08
137 MICHAEL A. SPARKMAN		84 34.85
138 LYNN WILSON		58 24.07

CCS CORP BOARD DISTRICT 2

Vote For No More Than 1		
139 BILL WILSON		169 100.00

CCS CORP BOARD DISTRICT 5

Vote For No More Than 1		
140 ANDY BRAMER		149 100.00

0043 JEFFERSONVILLE 36

VOTES PERCENT

GCS CORP BOARD DISTRICT 2

Vote For No More Than 1		
141 VICKIE BOISSEAU	70	46.36
142 CLAY ANTHONY "TONY" HALL	65	43.05
143 FRED W. KRENKE	16	10.60

WE, THE UNDERSIGNED, DO HEREBY CERTIFY THAT THE ABOVE RESULTS ARE A TRUE AND ACCURATE ACCOUNT OF ALL BALLOTS COUNTED AND THAT ALL COUNTERS WERE ZERO (0) WHEN THE POLLS OPENED AND THAT THE ELECTION WAS HELD IN ACCORDANCE WITH THE LAWS OF THE STATE.

GCS CORP BOARD DISTRICT 5

Vote For No More Than 1		
144 CHRISTINA GILKEY.	94	60.26
145 DALE MOSS	62	39.74

ELECTION JUDGE

GCS CORP BOARD DISTRICT 6

Vote For No More Than 1		
146 ALICE DORMAN BUTLER.	88	58.28
147 JERRY D. WHITE	63	41.72

ELECTION JUDGE

GCS CORP BOARD DISTRICT 7

Vote For No More Than 1		
148 TERESA BOTTORFF-PERKINS	79	50.97
149 REBECCA (BECKA) CHRISTENSEN	76	49.03

ELECTION JUDGE

JUST OF THE IN SUP COURT DAVID

Vote For No More Than 1		
YES	230	67.85
NO.	109	32.15

JUST OF THE IN SUP COURT RUCKER

Vote For No More Than 1		
YES	235	70.36
NO.	99	29.64

JUDGE OF THE IN COURT OF APP 1ST DIST

Vote For No More Than 1		
YES	238	72.78
NO.	89	27.22

JUDGE OF THE IN COURT OF APP 5TH DIST

Vote For No More Than 1		
YES	253	75.98
NO.	80	24.02

RUN DATE:11/06/12 11:07 PM

REPORT-EL30

PAGE 0044-01

0044 JEFFERSONVILLE 37

	VOTES	PERCENT
REGISTERED VOTERS - TOTAL	1289	
BALLOTS CAST - TOTAL.	762	
VOTER TURNOUT - TOTAL		59.12

STRAIGHT PARTY

	VOTES	PERCENT
Vote For No More Than 1		
REPUBLICAN (REP)	134	46.85
DEMOCRATIC (DEM)	150	52.45
LIBERTARIAN (LIB).	2	.70

PRESIDENT & VICE PRESIDENT

	VOTES	PERCENT
Vote For No More Than 1		
101 MITT ROMNEY (REP)	416	55.17
102 BARACK OBAMA (DEM)	331	43.90
103 GARY JOHNSON (LIB)	6	.80
WRITE-IN.	1	.13

US SENATOR

	VOTES	PERCENT
Vote For No More Than 1		
104 RICHARD E. MOURDOCK (REP).	332	44.74
105 JOE DONNELLY (DEM)	386	52.02
106 ANDREW "ANDY" HORNING (LIB)	24	3.23
WRITE-IN.	0	

GOVERNOR & LT GOV

	VOTES	PERCENT
Vote For No More Than 1		
107 MIKE PENCE (REP).	396	53.88
108 JOHN R. GREGG (DEM).	320	43.54
109 RUPERT BONEHAM (LIB)	19	2.59
WRITE-IN.	0	

ATTORNEY GENERAL

	VOTES	PERCENT
Vote For No More Than 1		
110 GREG ZOELLER (REP)	430	58.98
111 KAY FLEMING (DEM)	299	41.02

SUPERINTEND OF PUB INST

	VOTES	PERCENT
Vote For No More Than 1		
112 TONY BENNETT (REP)	388	52.79
113 GLENDA RITZ (DEM)	347	47.21

US REP IN CONG DISTRICT 9

	VOTES	PERCENT
Vote For No More Than 1		
114 TODD YOUNG (REP).	390	52.56
115 SHELLI YODER (DEM)	352	47.44
WRITE-IN.	0	

STATE REP DISTRICT 71

	VOTES	PERCENT
Vote For No More Than 1		
NO CANDIDATE POSITION	0	
120 STEVEN R. STEMLER (DEM)	503	100.00

JUDGE CIRCUIT 4

	VOTES	PERCENT
Vote For No More Than 1		
NO CANDIDATE POSITION	0	
123 VICKI L. CARMICHAEL (DEM).	477	100.00

CORONER

	VOTES	PERCENT
Vote For No More Than 1		
124 TERRY CONWAY (REP)	376	53.11
125 JOHN HALL (DEM)	332	46.89

COMM DISTRICT 1

	VOTES	PERCENT
Vote For No More Than 1		
126 RICK STEPHENSON (REP)	378	53.09
127 ED MEYER (DEM)	334	46.91

COMM DISTRICT 2

	VOTES	PERCENT
Vote For No More Than 1		
128 JACK A. COFFMAN SR. (REP).	384	54.31
129 LES YOUNG (DEM)	323	45.69

COUNCIL AT-LARGE

	VOTES	PERCENT
Vote For No More Than 3		
130 RONALD BROGAN (REP).	295	15.20
131 KELLY L. KHURI (REP)	333	17.16
132 RYAN LYNCH (REP).	313	16.13
133 SUSAN POPP (DEM).	401	20.66
134 BRENDA ROSS (DEM)	285	14.68
135 KEVIN L. VISSING (DEM).	314	16.18

CCS CORP BOARD DISTRICT 1

	VOTES	PERCENT
Vote For No More Than 1		
136 JAMES H. BEMISS	77	34.07
137 MICHAEL A. SPARKMAN.	85	37.61
138 LYNN WILSON	64	28.32

CCS CORP BOARD DISTRICT 2

	VOTES	PERCENT
Vote For No More Than 1		
139 BILL WILSON	154	100.00

CCS CORP BOARD DISTRICT 5

	VOTES	PERCENT
Vote For No More Than 1		
140 ANDY BRAMER	160	100.00

0044 JEFFERSONVILLE 37

VOTES PERCENT

GCS CORP BOARD DISTRICT 2

Vote For No More Than 1

141 VICKIE BOISSEAU	158	48.77
142 CLAY ANTHONY "TONY" HALL	132	40.74
143 FRED W. KRENKE	34	10.49

WE, THE UNDERSIGNED, DO HEREBY CERTIFY THAT THE ABOVE RESULTS ARE A TRUE AND ACCURATE ACCOUNT OF ALL BALLOTS COUNTED AND THAT ALL COUNTERS WERE ZERO (0) WHEN THE POLLS OPENED AND THAT THE ELECTION WAS HELD IN ACCORDANCE WITH THE LAWS OF THE STATE.

ELECTION JUDGE

GCS CORP BOARD DISTRICT 5

Vote For No More Than 1

144 CHRISTINA GILKEY.	154	43.87
145 DALE MOSS	197	56.13

ELECTION JUDGE

GCS CORP BOARD DISTRICT 6

Vote For No More Than 1

146 ALICE DORMAN BUTLER.	182	57.41
147 JERRY D. WHITE	135	42.59

ELECTION JUDGE

GCS CORP BOARD DISTRICT 7

Vote For No More Than 1

148 TERESA BOTTORFF-PERKINS	185	56.75
149 REBECCA (BECKA) CHRISTENSEN	141	43.25

JUST OF THE IN SUP COURT DAVID

Vote For No More Than 1

YES	340	66.02
NO.	175	33.98

JUST OF THE IN SUP COURT RUCKER

Vote For No More Than 1

YES	345	67.65
NO.	165	32.35

JUDGE OF THE IN COURT OF APP 1ST DIST

Vote For No More Than 1

YES	338	66.54
NO.	170	33.46

JUDGE OF THE IN COURT OF APP 5TH DIST

Vote For No More Than 1

YES	356	69.40
NO.	157	30.60

RUN DATE:11/06/12 11:07 PM

REPORT-EL30 PAGE 0045-01

0045 JEFFERSONVILLE 38

	VOTES	PERCENT
REGISTERED VOTERS - TOTAL	1227	
BALLOTS CAST - TOTAL	+4 731	727
VOTER TURNOUT - TOTAL		59.25

STRAIGHT PARTY

Vote For No More Than 1		
REPUBLICAN (REP)	133	47.00
DEMOCRATIC (DEM)	+3 146	47.53
LIBERTARIAN (LIB)	7	2.47

PRESIDENT & VICE PRESIDENT

Vote For No More Than 1		
101 MITT ROMNEY (REP)	379	52.71
102 BARACK OBAMA (DEM)	+4 333	45.76
103 GARY JOHNSON (LIB)	9	1.25
WRITE-IN	2	.28

US SENATOR

Vote For No More Than 1		
104 RICHARD E. MOURDOCK (REP)	308	44.13
105 JOE DONNELLY (DEM)	+4 354	50.14
106 ANDREW "ANDY" HORNING (LIB)	40	5.73
WRITE-IN	0	

GOVERNOR & LT GOV

Vote For No More Than 1		
107 MIKE PENCE (REP)	365	52.37
108 JOHN R. GREGG (DEM)	+3 313	44.48
109 RUPERT BONEHAM (LIB)	22	3.16
WRITE-IN	0	

ATTORNEY GENERAL

Vote For No More Than 1		
110 GREG ZOELLER (REP)	404	58.98
111 KAY FLEMING (DEM)	+3 284	41.02

SUPERINTEND OF PUB INST

Vote For No More Than 1		
112 TONY BENNETT (REP)	354	51.16
113 GLENDA RITZ (DEM)	+3 341	48.84

US REP IN CONG DISTRICT 9

Vote For No More Than 1		
114 TODD YOUNG (REP)	340	48.64
115 SHELLI YODER (DEM)	+3 362	51.36
WRITE-IN	0	

STATE REP DISTRICT 71

Vote For No More Than 1		
NO CANDIDATE POSITION		0
120 STEVEN R. STEMLER (DEM)	+3 493	100.00

JUDGE CIRCUIT 4

Vote For No More Than 1		
NO CANDIDATE POSITION		0
123 VICKI L. CARMICHAEL (DEM)	+3 476	100.00

CORONER

Vote For No More Than 1		
124 TERRY CONWAY (REP)	344	50.74
125 JOHN HALL (DEM)	+3 337	49.26

COMM DISTRICT 1

Vote For No More Than 1		
126 RICK STEPHENSON (REP)	330	48.82
127 ED MEYER (DEM)	+3 349	51.18

COMM DISTRICT 2

Vote For No More Than 1		
128 JACK A. COFFMAN SR. (REP)	331	49.26
129 LES YOUNG (DEM)	+3 344	50.74

COUNCIL AT-LARGE

Vote For No More Than 3		
130 RONALD BROGAN (REP)	274	14.62
131 KELLY L. KHURI (REP)	327	17.45
132 RYAN LYNCH (REP)	277	14.78
133 SUSAN POPP (DEM)	+3 385	20.38
134 BRENDA ROSS (DEM)	+3 303	16.01
135 KEVIN L. VISSING (DEM)	+3 317	16.76

CCS CORP BOARD DISTRICT 1

Vote For No More Than 1		
136 JAMES H. BEMISS	+1 101	41.15
137 MICHAEL A. SPARKMAN		89 36.63
138 LYNN WILSON		54 22.22

CCS CORP BOARD DISTRICT 2

Vote For No More Than 1		
139 BILL WILSON		177 100.00

CCS CORP BOARD DISTRICT 5

Vote For No More Than 1		
140 ANDY BRAMER		181 100.00

0045 JEFFERSONVILLE 38

VOTES PERCENT

GCS CORP BOARD DISTRICT 2

Vote For No More Than 1		
141 VICKIE BOISSEAU	115	46.18
142 CLAY ANTHONY "TONY" HALL	105	42.17
143 FRED W. KRENKE	29	11.65

WE, THE UNDERSIGNED, DO HEREBY CERTIFY THAT THE ABOVE RESULTS ARE A TRUE AND ACCURATE ACCOUNT OF ALL BALLOTS COUNTED AND THAT ALL COUNTERS WERE ZERO (0) WHEN THE POLLS OPENED AND THAT THE ELECTION WAS HELD IN ACCORDANCE WITH THE LAWS OF THE STATE.

GCS CORP BOARD DISTRICT 5

Vote For No More Than 1		
144 CHRISTINA GILKEY.	123	44.73
145 DALE MOSS	152	55.27

ELECTION JUDGE

GCS CORP BOARD DISTRICT 6

Vote For No More Than 1		
146 ALICE DORMAN BUTLER.	129	52.87
147 JERRY D. WHITE	115	47.13

ELECTION JUDGE

GCS CORP BOARD DISTRICT 7

Vote For No More Than 1		
148 TERESA BOTTORFF-PERKINS	141	54.86
149 REBECCA (BECKA) CHRISTENSEN	116	45.14

ELECTION JUDGE

JUST OF THE IN SUP COURT DAVID

Vote For No More Than 1		
YES	347	70.53
NO.	145	29.47

JUST OF THE IN SUP COURT RUCKER

Vote For No More Than 1		
YES	334	69.01
NO.	150	30.99

JUDGE OF THE IN COURT OF APP 1ST DIST

Vote For No More Than 1		
YES	345	70.55
NO.	144	29.45

JUDGE OF THE IN COURT OF APP 5TH DIST

Vote For No More Than 1		
YES	362	73.73
NO.	129	26.27

RUN DATE:11/06/12 11:07 PM

REPORT-EL30

PAGE 0046-01

0046 JEFFERSONVILLE 39

	VOTES	PERCENT
REGISTERED VOTERS - TOTAL	1085	
BALLOTS CAST - TOTAL	428	
VOTER TURNOUT - TOTAL		39.45

STRAIGHT PARTY

Vote For No More Than 1		
REPUBLICAN (REP)	88	43.78
DEMOCRATIC (DEM)	111	55.22
LIBERTARIAN (LIB)	2	1.00

PRESIDENT & VICE PRESIDENT

Vote For No More Than 1		
101 MITT ROMNEY (REP)	187	44.00
102 BARACK OBAMA (DEM)	231	54.35
103 GARY JOHNSON (LIB)	5	1.18
WRITE-IN	2	.47

US SENATOR

Vote For No More Than 1		
104 RICHARD E. MOURDOCK (REP)	165	39.57
105 JOE DONNELLY (DEM)	232	55.64
106 ANDREW "ANDY" HORNING (LIB)	20	4.80
WRITE-IN	0	

GOVERNOR & LT GOV

Vote For No More Than 1		
107 MIKE PENCE (REP)	187	45.61
108 JOHN R. GREGG (DEM)	215	52.44
109 RUPERT BONEHAM (LIB)	8	1.95
WRITE-IN	0	

ATTORNEY GENERAL

Vote For No More Than 1		
110 GREG ZOELLER (REP)	212	51.46
111 KAY FLEMING (DEM)	200	48.54

SUPERINTEND OF PUB INST

Vote For No More Than 1		
112 TONY BENNETT (REP)	198	48.65
113 GLENDA RITZ (DEM)	209	51.35

US REP IN CONG DISTRICT 9

Vote For No More Than 1		
114 TODD YOUNG (REP)	190	45.56
115 SHELLI YODER (DEM)	227	54.44
WRITE-IN	0	

VOTES PERCENT

STATE REP DISTRICT 71

Vote For No More Than 1		
NO CANDIDATE POSITION		0
120 STEVEN R. STEMLER (DEM)	298	100.00

JUDGE CIRCUIT 4

Vote For No More Than 1		
NO CANDIDATE POSITION		0
123 VICKI L. CARMICHAEL (DEM)	297	100.00

CORONER

Vote For No More Than 1		
124 TERRY CONWAY (REP)	183	44.96
125 JOHN HALL (DEM)	224	55.04

COMM DISTRICT 1

Vote For No More Than 1		
126 RICK STEPHENSON (REP)	170	41.56
127 ED MEYER (DEM)	239	58.44

COMM DISTRICT 2

Vote For No More Than 1		
128 JACK A. COFFMAN SR. (REP)	173	43.36
129 LES YOUNG (DEM)	226	56.64

COUNCIL AT-LARGE

Vote For No More Than 3		
130 RONALD BROGAN (REP)	150	13.80
131 KELLY L. KHURI (REP)	162	14.90
132 RYAN LYNCH (REP)	162	14.90
133 SUSAN POPP (DEM)	215	19.78
134 BRENDA ROSS (DEM)	191	17.57
135 KEVIN L. VISSING (DEM)	207	19.04

GCS CORP BOARD DISTRICT 2

Vote For No More Than 1		
141 VICKIE BOISSEAU	117	42.39
142 CLAY ANTHONY "TONY" HALL	136	49.28
143 FRED W. KRENKE	23	8.33

GCS CORP BOARD DISTRICT 5

Vote For No More Than 1		
144 CHRISTINA GILKEY	183	63.76
145 DALE MOSS	104	36.24

RUN DATE:11/06/12 11:07 PM

REPORT-EL30

PAGE 0046-02

0046 JEFFERSONVILLE 39

VOTES PERCENT

GCS CORP BOARD DISTRICT 6

Vote For No More Than 1

146 ALICE DORMAN BUTLER.	152	54.29
147 JERRY D. WHITE	128	45.71

GCS CORP BOARD DISTRICT 7

Vote For No More Than 1

148 TERESA BOTTORFF-PERKINS	137	49.64
149 REBECCA (BECKA) CHRISTENSEN	139	50.36

JUST OF THE IN SUP COURT DAVID

Vote For No More Than 1

YES	201	71.02
NO.	82	28.98

JUST OF THE IN SUP COURT RUCKER

Vote For No More Than 1

YES	198	70.46
NO.	83	29.54

JUDGE OF THE IN COURT OF APP 1ST DIST

Vote For No More Than 1

YES	203	73.02
NO.	75	26.98

JUDGE OF THE IN COURT OF APP 5TH DIST

Vote For No More Than 1

YES	221	78.37
NO.	61	21.63

WE, THE UNDERSIGNED, DO HEREBY CERTIFY
THAT THE ABOVE RESULTS ARE A TRUE AND
ACCURATE ACCOUNT OF ALL BALLOTS COUNTED
AND THAT ALL COUNTERS WERE ZERO (0)
WHEN THE POLLS OPENED AND THAT THE
ELECTION WAS HELD IN ACCORDANCE WITH
THE LAWS OF THE STATE.

ELECTION JUDGE

ELECTION JUDGE

ELECTION JUDGE

RUN DATE:11/06/12 11:07 PM

REPORT-EL30

PAGE 0047-01

0047 JEFFERSONVILLE 40

	VOTES	PERCENT
REGISTERED VOTERS - TOTAL	1374	
BALLOTS CAST - TOTAL.	768	
VOTER TURNOUT - TOTAL		55.90

STRAIGHT PARTY

Vote For No More Than 1		
REPUBLICAN (REP)	142	43.69
DEMOCRATIC (DEM)	178	54.77
LIBERTARIAN (LIB).	5	1.54

PRESIDENT & VICE PRESIDENT

Vote For No More Than 1		
101 MITT ROMNEY (REP)	371	48.82
102 BARACK OBAMA (DEM)	373	49.08
103 GARY JOHNSON (LIB)	9	1.18
WRITE-IN.	7	.92

US SENATOR

Vote For No More Than 1		
104 RICHARD E. MOURDOCK (REP).	299	39.76
105 JOE DONNELLY (DEM)	413	54.92
106 ANDREW "ANDY" HORNING (LIB)	40	5.32
WRITE-IN.	0	

GOVERNOR & LT GOV

Vote For No More Than 1		
107 MIKE PENCE (REP).	363	48.72
108 JOHN R. GREGG (DEM).	365	48.99
109 RUPERT BONEHAM (LIB)	17	2.28
WRITE-IN.	0	

ATTORNEY GENERAL

Vote For No More Than 1		
110 GREG ZOELLER (REP)	398	54.37
111 KAY FLEMING (DEM)	334	45.63

SUPERINTEND OF PUB INST

Vote For No More Than 1		
112 TONY BENNETT (REP)	360	48.85
113 GLENDA RITZ (DEM)	377	51.15

US REP IN CONG DISTRICT 9

Vote For No More Than 1		
114 TODD YOUNG (REP).	352	47.18
115 SHELLI YODER (DEM)	394	52.82
WRITE-IN.	0	

STATE REP DISTRICT 71

Vote For No More Than 1		
NO CANDIDATE POSITION		0
120 STEVEN R. STEMLER (DEM)	517	100.00

JUDGE CIRCUIT 4

Vote For No More Than 1		
NO CANDIDATE POSITION		0
123 VICKI L. CARMICHAEL (DEM).	526	100.00

CORONER

Vote For No More Than 1		
124 TERRY CONWAY (REP)	350	48.34
125 JOHN HALL (DEM)	374	51.66

COMM DISTRICT 1

Vote For No More Than 1		
126 RICK STEPHENSON (REP)	319	43.82
127 ED MEYER (DEM)	409	56.18

COMM DISTRICT 2

Vote For No More Than 1		
128 JACK A. COFFMAN SR. (REP).	327	45.61
129 LES YOUNG (DEM)	390	54.39

COUNCIL AT-LARGE

Vote For No More Than 3		
130 RONALD BROGAN (REP).	276	13.96
131 KELLY L. KHURI (REP)	286	14.47
132 RYAN LYNCH (REP).	291	14.72
133 SUSAN POPP (DEM).	403	20.38
134 BRENDA ROSS (DEM)	351	17.75
135 KEVIN L. VISSING (DEM).	370	18.72

GCS CORP BOARD DISTRICT 2

Vote For No More Than 1		
141 VICKIE BOISSEAU	218	45.13
142 CLAY ANTHONY "TONY" HALL	227	47.00
143 FRED W. KRENKE	38	7.87

GCS CORP BOARD DISTRICT 5

Vote For No More Than 1		
144 CHRISTINA GILKEY.	304	58.46
145 DALE MOSS	216	41.54

RUN DATE:11/06/12 11:07 PM

REPORT-EL30

PAGE 0047-02

0047 JEFFERSONVILLE 40

VOTES PERCENT

GCS CORP BOARD DISTRICT 6

Vote For No More Than 1		
146 ALICE DORMAN BUTLER.	257	52.13
147 JERRY D. WHITE	236	47.87

GCS CORP BOARD DISTRICT 7

Vote For No More Than 1		
148 TERESA BOTTORFF-PERKINS	291	57.40
149 REBECCA (BECKA) CHRISTENSEN	216	42.60

JUST OF THE IN SUP COURT DAVID

Vote For No More Than 1		
YES	369	71.93
NO.	144	28.07

JUST OF THE IN SUP COURT RUCKER

Vote For No More Than 1		
YES	372	74.25
NO.	129	25.75

JUDGE OF THE IN COURT OF APP 1ST DIST

Vote For No More Than 1		
YES	379	76.10
NO.	119	23.90

JUDGE OF THE IN COURT OF APP 5TH DIST

Vote For No More Than 1		
YES	386	77.20
NO.	114	22.80

WE, THE UNDERSIGNED, DO HEREBY CERTIFY
THAT THE ABOVE RESULTS ARE A TRUE AND
ACCURATE ACCOUNT OF ALL BALLOTS COUNTED
AND THAT ALL COUNTERS WERE ZERO (0)
WHEN THE POLLS OPENED AND THAT THE
ELECTION WAS HELD IN ACCORDANCE WITH
THE LAWS OF THE STATE.

ELECTION JUDGE

ELECTION JUDGE

ELECTION JUDGE

RUN DATE:11/06/12 11:07 PM

REPORT-EL30

PAGE 0048-01

0048 JEFFERSONVILLE 41

	VOTES	PERCENT
REGISTERED VOTERS - TOTAL	914	
BALLOTS CAST - TOTAL	464	
VOTER TURNOUT - TOTAL		50.77

STRAIGHT PARTY

Vote For No More Than 1		
REPUBLICAN (REP)	103	41.04
DEMOCRATIC (DEM)	141	56.18
LIBERTARIAN (LIB)	7	2.79

PRESIDENT & VICE PRESIDENT

Vote For No More Than 1		
101 MITT ROMNEY (REP)	210	45.85
102 BARACK OBAMA (DEM)	230	50.22
103 GARY JOHNSON (LIB)	13	2.84
WRITE-IN	5	1.09

US SENATOR

Vote For No More Than 1		
104 RICHARD E. MOURDOCK (REP)	180	39.74
105 JOE DONNELLY (DEM)	249	54.97
106 ANDREW "ANDY" HORNING (LIB)	24	5.30
WRITE-IN	0	

GOVERNOR & LT GOV

Vote For No More Than 1		
107 MIKE PENCE (REP)	211	47.74
108 JOHN R. GREGG (DEM)	207	46.83
109 RUPERT BONEHAM (LIB)	24	5.43
WRITE-IN	0	

ATTORNEY GENERAL

Vote For No More Than 1		
110 GREG ZOELLER (REP)	228	51.70
111 KAY FLEMING (DEM)	213	48.30

SUPERINTEND OF PUB INST

Vote For No More Than 1		
112 TONY BENNETT (REP)	223	50.68
113 GLENDA RITZ (DEM)	217	49.32

US REP IN CONG DISTRICT 9

Vote For No More Than 1		
114 TODD YOUNG (REP)	212	47.53
115 SHELLI YODER (DEM)	234	52.47
WRITE-IN	0	

STATE REP DISTRICT 71

Vote For No More Than 1		
NO CANDIDATE POSITION		0
120 STEVEN R. STEMLER (DEM)	307	100.00

JUDGE CIRCUIT 4

Vote For No More Than 1		
NO CANDIDATE POSITION		0
123 VICKI L. CARMICHAEL (DEM)	312	100.00

CORONER

Vote For No More Than 1		
124 TERRY CONWAY (REP)	203	46.67
125 JOHN HALL (DEM)	232	53.33

COMM DISTRICT 1

Vote For No More Than 1		
126 RICK STEPHENSON (REP)	190	43.48
127 ED MEYER (DEM)	247	56.52

COMM DISTRICT 2

Vote For No More Than 1		
128 JACK A. COFFMAN SR. (REP)	191	44.11
129 LES YOUNG (DEM)	242	55.89

COUNCIL AT-LARGE

Vote For No More Than 3		
130 RONALD BROGAN (REP)	156	13.00
131 KELLY L. KHURI (REP)	168	14.00
132 RYAN LYNCH (REP)	172	14.33
133 SUSAN POPP (DEM)	256	21.33
134 BRENDA ROSS (DEM)	215	17.92
135 KEVIN L. VISSING (DEM)	233	19.42

GCS CORP BOARD DISTRICT 2

Vote For No More Than 1		
141 VICKIE BOISSEAU	106	40.93
142 CLAY ANTHONY "TONY" HALL	126	48.65
143 FRED W. KRENKE	27	10.42

GCS CORP BOARD DISTRICT 5

Vote For No More Than 1		
144 CHRISTINA GILKEY	163	58.01
145 DALE MOSS	118	41.99

RUN DATE:11/06/12 11:07 PM

REPORT-EL30 PAGE 0048-02

0048 JEFFERSONVILLE 41

VOTES PERCENT

GCS CORP BOARD DISTRICT 6

Vote For No More Than 1		
146 ALICE DORMAN BUTLER.	144	55.60
147 JERRY D. WHITE	115	44.40

GCS CORP BOARD DISTRICT 7

Vote For No More Than 1		
148 TERESA BOTTORFF-PERKINS	143	54.58
149 REBECCA (BECKA) CHRISTENSEN	119	45.42

JUST OF THE IN SUP COURT DAVID

Vote For No More Than 1		
YES	203	74.91
NO.	68	25.09

JUST OF THE IN SUP COURT RUCKER

Vote For No More Than 1		
YES	193	73.11
NO.	71	26.89

JUDGE OF THE IN COURT OF APP 1ST DIST

Vote For No More Than 1		
YES	197	74.90
NO.	66	25.10

JUDGE OF THE IN COURT OF APP 5TH DIST

Vote For No More Than 1		
YES	198	75.29
NO.	65	24.71

WE, THE UNDERSIGNED, DO HEREBY CERTIFY
THAT THE ABOVE RESULTS ARE A TRUE AND
ACCURATE ACCOUNT OF ALL BALLOTS COUNTED
AND THAT ALL COUNTERS WERE ZERO (0)
WHEN THE POLLS OPENED AND THAT THE
ELECTION WAS HELD IN ACCORDANCE WITH
THE LAWS OF THE STATE.

ELECTION JUDGE

ELECTION JUDGE

ELECTION JUDGE

PRECINCT REPORT

CLARK COUNTY, INDIANA
GENERAL ELECTION
NOVEMBER 6, 2012

UNOFFICIAL RESULTS

RUN DATE:11/06/12 11:07 PM

REPORT-EL30

PAGE 0049-01

0049 JEFFERSONVILLE 42

	VOTES	PERCENT
REGISTERED VOTERS - TOTAL	1845	
BALLOTS CAST - TOTAL	702	
VOTER TURNOUT - TOTAL		38.05

STRAIGHT PARTY

	VOTES	PERCENT
Vote For No More Than 1		
REPUBLICAN (REP)	175	41.87
DEMOCRATIC (DEM)	240	57.42
LIBERTARIAN (LIB)	3	.72

PRESIDENT & VICE PRESIDENT

	VOTES	PERCENT
Vote For No More Than 1		
101 MITT ROMNEY (REP)	304	44.71
102 BARACK OBAMA (DEM)	365	53.68
103 GARY JOHNSON (LIB)	11	1.62
WRITE-IN	0	

US SENATOR

	VOTES	PERCENT
Vote For No More Than 1		
104 RICHARD E. MOURDOCK (REP)	265	40.33
105 JOE DONNELLY (DEM)	362	55.10
106 ANDREW "ANDY" HORNING (LIB)	30	4.57
WRITE-IN	0	

GOVERNOR & LT GOV

	VOTES	PERCENT
Vote For No More Than 1		
107 MIKE PENCE (REP)	295	45.60
108 JOHN R. GREGG (DEM)	339	52.40
109 RUPERT BONEHAM (LIB)	13	2.01
WRITE-IN	0	

ATTORNEY GENERAL

	VOTES	PERCENT
Vote For No More Than 1		
110 GREG ZOELLER (REP)	304	47.06
111 KAY FLEMING (DEM)	342	52.94

SUPERINTEND OF PUB INST

	VOTES	PERCENT
Vote For No More Than 1		
112 TONY BENNETT (REP)	303	47.20
113 GLENDA RITZ (DEM)	339	52.80

US REP IN CONG DISTRICT 9

	VOTES	PERCENT
Vote For No More Than 1		
114 TODD YOUNG (REP)	292	44.58
115 SHELLI YODER (DEM)	363	55.42
WRITE-IN	0	

STATE REP DISTRICT 71

	VOTES	PERCENT
Vote For No More Than 1		
NO CANDIDATE POSITION	0	
120 STEVEN R. STEMLER (DEM)	444	100.00

JUDGE CIRCUIT 4

	VOTES	PERCENT
Vote For No More Than 1		
NO CANDIDATE POSITION	0	
123 VICKI L. CARMICHAEL (DEM)	445	100.00

CORONER

	VOTES	PERCENT
Vote For No More Than 1		
124 TERRY CONWAY (REP)	285	44.81
125 JOHN HALL (DEM)	351	55.19

COMM DISTRICT 1

	VOTES	PERCENT
Vote For No More Than 1		
126 RICK STEPHENSON (REP)	266	41.96
127 ED MEYER (DEM)	368	58.04

COMM DISTRICT 2

	VOTES	PERCENT
Vote For No More Than 1		
128 JACK A. COFFMAN SR. (REP)	267	41.52
129 LES YOUNG (DEM)	376	58.48

COUNCIL AT-LARGE

	VOTES	PERCENT
Vote For No More Than 3		
130 RONALD BROGAN (REP)	233	13.08
131 KELLY L. KHURI (REP)	241	13.53
132 RYAN LYNCH (REP)	249	13.98
133 SUSAN POPP (DEM)	365	20.49
134 BRENDA ROSS (DEM)	339	19.03
135 KEVIN L. VISSING (DEM)	354	19.88

GCS CORP BOARD DISTRICT 2

	VOTES	PERCENT
Vote For No More Than 1		
141 VICKIE BOISSEAU	168	48.14
142 CLAY ANTHONY "TONY" HALL	143	40.97
143 FRED W. KRENKE	38	10.89

GCS CORP BOARD DISTRICT 5

	VOTES	PERCENT
Vote For No More Than 1		
144 CHRISTINA GILKEY	205	57.91
145 DALE MOSS	149	42.09

RUN DATE:11/06/12 11:07 PM

REPORT-EL30 PAGE 0049-02

0049 JEFFERSONVILLE 42

VOTES PERCENT

GCS CORP BOARD DISTRICT 6

Vote For No More Than 1		
146 ALICE DORMAN BUTLER.	199	57.85
147 JERRY D. WHITE	145	42.15

GCS CORP BOARD DISTRICT 7

Vote For No More Than 1		
148 TERESA BOTTORFF-PERKINS	164	46.59
149 REBECCA (BECKA) CHRISTENSEN	188	53.41

JUST OF THE IN SUP COURT DAVID

Vote For No More Than 1		
YES	292	76.64
NO.	89	23.36

JUST OF THE IN SUP COURT RUCKER

Vote For No More Than 1		
YES	291	77.19
NO.	86	22.81

JUDGE OF THE IN COURT OF APP 1ST DIST

Vote For No More Than 1		
YES	284	75.33
NO.	93	24.67

JUDGE OF THE IN COURT OF APP 5TH DIST

Vote For No More Than 1		
YES	299	78.48
NO.	82	21.52

WE, THE UNDERSIGNED, DO HEREBY CERTIFY
THAT THE ABOVE RESULTS ARE A TRUE AND
ACCURATE ACCOUNT OF ALL BALLOTS COUNTED
AND THAT ALL COUNTERS WERE ZERO (0)
WHEN THE POLLS OPENED AND THAT THE
ELECTION WAS HELD IN ACCORDANCE WITH
THE LAWS OF THE STATE.

ELECTION JUDGE

ELECTION JUDGE

ELECTION JUDGE

RUN DATE:11/06/12 11:07 PM

REPORT-EL30

PAGE 0050-01

0050 MONROE 1

	VOTES	PERCENT
REGISTERED VOTERS - TOTAL	1194	
BALLOTS CAST - TOTAL	+1 672	671
VOTER TURNOUT - TOTAL		56.20

STRAIGHT PARTY

	VOTES	PERCENT
Vote For No More Than 1		
REPUBLICAN (REP)	+1 156	155 58.49
DEMOCRATIC (DEM)		108 40.75
LIBERTARIAN (LIB).		2 .75

PRESIDENT & VICE PRESIDENT

	VOTES	PERCENT
Vote For No More Than 1		
101 MITT ROMNEY (REP)	+1 415	414 62.35
102 BARACK OBAMA (DEM)		228 34.34
103 GARY JOHNSON (LIB)		19 2.86
WRITE-IN.		3 .45

US SENATOR

	VOTES	PERCENT
Vote For No More Than 1		
104 RICHARD E. MOURDOCK (REP).+1	356	355 55.04
105 JOE DONNELLY (DEM)		249 38.60
106 ANDREW "ANDY" HORNING (LIB)		41 6.36
WRITE-IN.		0

GOVERNOR & LT GOV

	VOTES	PERCENT
Vote For No More Than 1		
107 MIKE PENCE (REP).		384 60.38
108 JOHN R. GREGG (DEM).		227 35.69
109 RUPERT BONEHAM (LIB)		25 3.93
WRITE-IN.		0

ATTORNEY GENERAL

	VOTES	PERCENT
Vote For No More Than 1		
110 GREG ZOELLER (REP)		392 63.64
111 KAY FLEMING (DEM)		224 36.36

SUPERINTEND OF PUB INST

	VOTES	PERCENT
Vote For No More Than 1		
112 TONY BENNETT (REP)		339 53.64
113 GLENDA RITZ (DEM)		293 46.36

US REP IN CONG DISTRICT 9

	VOTES	PERCENT
Vote For No More Than 1		
114 TODD YOUNG (REP).	+1 364	363 56.28
115 SHELLI YODER (DEM)		282 43.72
WRITE-IN.		0

STATE REP DISTRICT 66

	VOTES	PERCENT
Vote For No More Than 1		
116 JUSTIN STEVENS (REP)		358 55.85
117 TERRY GOODIN (DEM)		283 44.15

JUDGE CIRCUIT 4

	VOTES	PERCENT
Vote For No More Than 1		
NO CANDIDATE POSITION		0
123 VICKI L. CARMICHAEL (DEM).		401 100.00

CORONER

	VOTES	PERCENT
Vote For No More Than 1		
124 TERRY CONWAY (REP)		376 61.34
125 JOHN HALL (DEM)		237 38.66

COMM DISTRICT 1

	VOTES	PERCENT
Vote For No More Than 1		
126 RICK STEPHENSON (REP)		346 55.18
127 ED MEYER (DEM)		281 44.82

COMM DISTRICT 2

	VOTES	PERCENT
Vote For No More Than 1		
128 JACK A. COFFMAN SR. (REP).		358 58.12
129 LES YOUNG (DEM)		258 41.88

COUNCIL AT-LARGE

	VOTES	PERCENT
Vote For No More Than 3		
130 RONALD BROGAN (REP).		295 17.40
131 KELLY L. KHURI (REP)		339 20.00
132 RYAN LYNCH (REP).		316 18.64
133 SUSAN POPP (DEM).		269 15.87
134 BRENDA ROSS (DEM)		230 13.57
135 KEVIN L. VISSING (DEM).		246 14.51

WCCS CORP BOARD MEM AT-LARGE

	VOTES	PERCENT
Vote For No More Than 2		
150 JOE BASHAM.		275 29.51
151 RICHARD L. GRAF		327 35.09
152 ROBIN LONG.		168 18.03
153 NICK RAY		74 7.94
154 CELIA ADAMS WINTERS.		88 9.44

JUST OF THE IN SUP COURT DAVID

	VOTES	PERCENT
Vote For No More Than 1		
YES		283 63.31
NO.		164 36.69

RUN DATE:11/06/12 11:07 PM

REPORT-EL30

PAGE 0050-02

0050 MONROE 1

VOTES PERCENT

JUST OF THE IN SUP COURT RUCKER

Vote For No More Than 1

YES	281	63.15
NO.	164	36.85

JUDGE OF THE IN COURT OF APP 1ST DIST

Vote For No More Than 1

YES	283	64.03
NO.	159	35.97

JUDGE OF THE IN COURT OF APP 5TH DIST

Vote For No More Than 1

YES	296	66.07
NO.	152	33.93

WE, THE UNDERSIGNED, DO HEREBY CERTIFY
THAT THE ABOVE RESULTS ARE A TRUE AND
ACCURATE ACCOUNT OF ALL BALLOTS COUNTED
AND THAT ALL COUNTERS WERE ZERO (0)
WHEN THE POLLS OPENED AND THAT THE
ELECTION WAS HELD IN ACCORDANCE WITH
THE LAWS OF THE STATE.

ELECTION JUDGE

ELECTION JUDGE

ELECTION JUDGE

RUN DATE:11/06/12 11:07 PM

REPORT-EL30

PAGE 0051-01

0051 MONROE 2

	VOTES	PERCENT
REGISTERED VOTERS - TOTAL	1588	
BALLOTS CAST - TOTAL.	865	
VOTER TURNOUT - TOTAL		54.47

STRAIGHT PARTY

Vote For No More Than 1		
REPUBLICAN (REP)	227	67.76
DEMOCRATIC (DEM)	100	29.85
LIBERTARIAN (LIB).	8	2.39

PRESIDENT & VICE PRESIDENT

Vote For No More Than 1		
101 MITT ROMNEY (REP)	590	69.49
102 BARACK OBAMA (DEM)	244	28.74
103 GARY JOHNSON (LIB)	15	1.77
WRITE-IN.	0	

US SENATOR

Vote For No More Than 1		
104 RICHARD E. MOURDOCK (REP).	503	60.38
105 JOE DONNELLY (DEM)	280	33.61
106 ANDREW "ANDY" HORNING (LIB)	50	6.00
WRITE-IN.	0	

GOVERNOR & LT GOV

Vote For No More Than 1		
107 MIKE PENCE (REP).	534	65.84
108 JOHN R. GREGG (DEM).	231	28.48
109 RUPERT BONEHAM (LIB)	46	5.67
WRITE-IN.	0	

ATTORNEY GENERAL

Vote For No More Than 1		
110 GREG ZOELLER (REP)	554	70.22
111 KAY FLEMING (DEM)	235	29.78

SUPERINTEND OF PUB INST

Vote For No More Than 1		
112 TONY BENNETT (REP)	478	60.35
113 GLENDA RITZ (DEM)	314	39.65

US REP IN CONG DISTRICT 9

Vote For No More Than 1		
114 TODD YOUNG (REP).	528	64.39
115 SHELLI YODER (DEM)	291	35.49
WRITE-IN.	1	.12

STATE REP DISTRICT 73

Vote For No More Than 1		
121 STEVE DAVISSON (REP)	518	65.16
122 SANDRA BLANTON (DEM)	277	34.84

JUDGE CIRCUIT 4

Vote For No More Than 1		
NO CANDIDATE POSITION	0	
123 VICKI L. CARMICHAEL (DEM).	459	100.00

CORONER

Vote For No More Than 1		
124 TERRY CONWAY (REP)	536	68.89
125 JOHN HALL (DEM)	242	31.11

COMM DISTRICT 1

Vote For No More Than 1		
126 RICK STEPHENSON (REP)	501	63.66
127 ED MEYER (DEM)	286	36.34

COMM DISTRICT 2

Vote For No More Than 1		
128 JACK A. COFFMAN SR. (REP).	491	63.60
129 LES YOUNG (DEM)	281	36.40

COUNCIL AT-LARGE

Vote For No More Than 3		
130 RONALD BROGAN (REP).	409	19.70
131 KELLY L. KHURI (REP)	441	21.24
132 RYAN LYNCH (REP).	420	20.23
133 SUSAN POPP (DEM).	307	14.79
134 BRENDA ROSS (DEM)	235	11.32
135 KEVIN L. VISSING (DEM).	264	12.72

WCCS CORP BOARD MEM AT-LARGE

Vote For No More Than 2		
150 JOE BASHAM.	320	29.57
151 RICHARD L. GRAF	350	32.35
152 ROBIN LONG.	182	16.82
153 NICK RAY	104	9.61
154 CELIA ADAMS WINTERS.	126	11.65

JUST OF THE IN SUP COURT DAVID

Vote For No More Than 1		
YES	366	67.53
NO.	176	32.47

RUN DATE:11/06/12 11:07 PM

REPORT-EL30

PAGE 0051-02

0051 MONROE 2

VOTES PERCENT

JUST OF THE IN SUP COURT RUCKER

Vote For No More Than 1

YES	356	68.46
NO.	164	31.54

JUDGE OF THE IN COURT OF APP 1ST DIST

Vote For No More Than 1

YES	353	68.54
NO.	162	31.46

JUDGE OF THE IN COURT OF APP 5TH DIST

Vote For No More Than 1

YES	358	68.32
NO.	166	31.68

WE, THE UNDERSIGNED, DO HEREBY CERTIFY
THAT THE ABOVE RESULTS ARE A TRUE AND
ACCURATE ACCOUNT OF ALL BALLOTS COUNTED
AND THAT ALL COUNTERS WERE ZERO (0)
WHEN THE POLLS OPENED AND THAT THE
ELECTION WAS HELD IN ACCORDANCE WITH
THE LAWS OF THE STATE.

ELECTION JUDGE

ELECTION JUDGE

ELECTION JUDGE

RUN DATE:11/06/12 11:07 PM

REPORT-EL30

PAGE 0052-01

0052 MONROE 3

	VOTES	PERCENT
REGISTERED VOTERS - TOTAL	1264	
BALLOTS CAST - TOTAL	648	
VOTER TURNOUT - TOTAL		51.27

STRAIGHT PARTY

Vote For No More Than 1		
REPUBLICAN (REP)	147	56.54
DEMOCRATIC (DEM)	110	42.31
LIBERTARIAN (LIB)	3	1.15

PRESIDENT & VICE PRESIDENT

Vote For No More Than 1		
101 MITT ROMNEY (REP)	378	59.72
102 BARACK OBAMA (DEM)	239	37.76
103 GARY JOHNSON (LIB)	12	1.90
WRITE-IN.	4	.63

US SENATOR

Vote For No More Than 1		
104 RICHARD E. MOURDOCK (REP).	305	49.59
105 JOE DONNELLY (DEM)	274	44.55
106 ANDREW "ANDY" HORNING (LIB)	36	5.85
WRITE-IN.	0	

GOVERNOR & LT GOV

Vote For No More Than 1		
107 MIKE PENCE (REP).	335	54.65
108 JOHN R. GREGG (DEM).	246	40.13
109 RUPERT BONEHAM (LIB)	31	5.06
WRITE-IN.	1	.16

ATTORNEY GENERAL

Vote For No More Than 1		
110 GREG ZOELLER (REP)	365	60.83
111 KAY FLEMING (DEM)	235	39.17

SUPERINTEND OF PUB INST

Vote For No More Than 1		
112 TONY BENNETT (REP)	326	54.24
113 GLENDA RITZ (DEM)	275	45.76

US REP IN CONG DISTRICT 9

Vote For No More Than 1		
114 TODD YOUNG (REP).	351	56.70
115 SHELLI YODER (DEM)	268	43.30
WRITE-IN.	0	

STATE REP DISTRICT 73

Vote For No More Than 1		
121 STEVE DAVISSON (REP)	348	58.39
122 SANDRA BLANTON (DEM)	248	41.61

JUDGE CIRCUIT 4

Vote For No More Than 1		
NO CANDIDATE POSITION	0	
123 VICKI L. CARMICHAEL (DEM).	397	100.00

CORONER

Vote For No More Than 1		
124 TERRY CONWAY (REP)	349	59.56
125 JOHN HALL (DEM)	237	40.44

COMM DISTRICT 1

Vote For No More Than 1		
126 RICK STEPHENSON (REP)	325	54.62
127 ED MEYER (DEM)	270	45.38

COMM DISTRICT 2

Vote For No More Than 1		
128 JACK A. COFFMAN SR. (REP).	336	57.24
129 LES YOUNG (DEM)	251	42.76

COUNCIL AT-LARGE

Vote For No More Than 3		
130 RONALD BROGAN (REP).	269	17.06
131 KELLY L. KHURI (REP)	288	18.26
132 RYAN LYNCH (REP).	286	18.14
133 SUSAN POPP (DEM).	265	16.80
134 BRENDA ROSS (DEM)	220	13.95
135 KEVIN L. VISSING (DEM).	249	15.79

WCCS CORP BOARD MEM AT-LARGE

Vote For No More Than 2		
150 JOE BASHAM.	279	33.45
151 RICHARD L. GRAF	259	31.06
152 ROBIN LONG.	142	17.03
153 NICK RAY	54	6.47
154 CELIA ADAMS WINTERS.	100	11.99

JUST OF THE IN SUP COURT DAVID

Vote For No More Than 1		
YES	300	73.71
NO.	107	26.29

RUN DATE:11/06/12 11:07 PM

REPORT-EL30

PAGE 0052-02

0052 MONROE 3

VOTES PERCENT

JUST OF THE IN SUP COURT RUCKER

Vote For No More Than 1		
YES	284	71.54
NO.	113	28.46

JUDGE OF THE IN COURT OF APP 1ST DIST

Vote For No More Than 1		
YES	289	72.25
NO.	111	27.75

JUDGE OF THE IN COURT OF APP 5TH DIST

Vote For No More Than 1		
YES	306	75.37
NO.	100	24.63

WE, THE UNDERSIGNED, DO HEREBY CERTIFY
 THAT THE ABOVE RESULTS ARE A TRUE AND
 ACCURATE ACCOUNT OF ALL BALLOTS COUNTED
 AND THAT ALL COUNTERS WERE ZERO (0)
 WHEN THE POLLS OPENED AND THAT THE
 ELECTION WAS HELD IN ACCORDANCE WITH
 THE LAWS OF THE STATE.

ELECTION JUDGE

ELECTION JUDGE

ELECTION JUDGE

RUN DATE:11/06/12 11:07 PM

REPORT-EL30

PAGE 0053-01

0053 OREGON 1

	VOTES	PERCENT
REGISTERED VOTERS - TOTAL	1257	
BALLOTS CAST - TOTAL	756	
VOTER TURNOUT - TOTAL		60.14

STRAIGHT PARTY

Vote For No More Than 1		
REPUBLICAN (REP)	178	64.03
DEMOCRATIC (DEM)	92	33.09
LIBERTARIAN (LIB).	8	2.88

PRESIDENT & VICE PRESIDENT

Vote For No More Than 1		
101 MITT ROMNEY (REP)	482	64.44
102 BARACK OBAMA (DEM)	249	33.29
103 GARY JOHNSON (LIB)	16	2.14
WRITE-IN.	1	.13

US SENATOR

Vote For No More Than 1		
104 RICHARD E. MOURDOCK (REP).	412	56.36
105 JOE DONNELLY (DEM)	284	38.85
106 ANDREW "ANDY" HORNING (LIB)	35	4.79
WRITE-IN.	0	

GOVERNOR & LT GOV

Vote For No More Than 1		
107 MIKE PENCE (REP).	452	61.75
108 JOHN R. GREGG (DEM).	253	34.56
109 RUPERT BONEHAM (LIB)	27	3.69
WRITE-IN.	0	

ATTORNEY GENERAL

Vote For No More Than 1		
110 GREG ZOELLER (REP)	467	65.50
111 KAY FLEMING (DEM)	246	34.50

SUPERINTEND OF PUB INST

Vote For No More Than 1		
112 TONY BENNETT (REP)	408	56.20
113 GLENDA RITZ (DEM)	318	43.80

US REP IN CONG DISTRICT 9

Vote For No More Than 1		
114 TODD YOUNG (REP).	429	58.13
115 SHELLI YODER (DEM)	309	41.87
WRITE-IN.	0	

STATE REP DISTRICT 66

	VOTES	PERCENT
Vote For No More Than 1		
116 JUSTIN STEVENS (REP)	389	53.14
117 TERRY GOODIN (DEM)	343	46.86

JUDGE CIRCUIT 4

Vote For No More Than 1		
NO CANDIDATE POSITION	0	
123 VICKI L. CARMICHAEL (DEM).	464	100.00

CORONER

Vote For No More Than 1		
124 TERRY CONWAY (REP)	459	64.83
125 JOHN HALL (DEM)	249	35.17

COMM DISTRICT 1

Vote For No More Than 1		
126 RICK STEPHENSON (REP)	466	65.36
127 ED MEYER (DEM)	247	34.64

COMM DISTRICT 2

Vote For No More Than 1		
128 JACK A. COFFMAN SR. (REP).	465	65.96
129 LES YOUNG (DEM)	240	34.04

COUNCIL AT-LARGE

Vote For No More Than 3		
130 RONALD BROGAN (REP).	335	17.74
131 KELLY L. KHURI (REP)	413	21.88
132 RYAN LYNCH (REP).	347	18.38
133 SUSAN POPP (DEM).	279	14.78
134 BRENDA ROSS (DEM)	257	13.61
135 KEVIN L. VISSING (DEM).	257	13.61

GCS CORP BOARD DISTRICT 2

Vote For No More Than 1		
141 VICKIE BOISSEAU	186	32.52
142 CLAY ANTHONY "TONY" HALL	305	53.32
143 FRED W. KRENKE	81	14.16

GCS CORP BOARD DISTRICT 5

Vote For No More Than 1		
144 CHRISTINA GILKEY.	344	61.87
145 DALE MOSS	212	38.13

RUN DATE:11/06/12 11:07 PM

REPORT-EL30 PAGE 0053-02

0053 OREGON 1

VOTES PERCENT

GCS CORP BOARD DISTRICT 6

Vote For No More Than 1		
146 ALICE DORMAN BUTLER.	208	38.24
147 JERRY D. WHITE	336	61.76

GCS CORP BOARD DISTRICT 7

Vote For No More Than 1		
148 TERESA BOTTORFF-PERKINS	331	62.22
149 REBECCA (BECKA) CHRISTENSEN	201	37.78

JUST OF THE IN SUP COURT DAVID

Vote For No More Than 1		
YES	350	66.16
NO.	179	33.84

JUST OF THE IN SUP COURT RUCKER

Vote For No More Than 1		
YES	329	62.31
NO.	199	37.69

JUDGE OF THE IN COURT OF APP 1ST DIST

Vote For No More Than 1		
YES	344	65.77
NO.	179	34.23

JUDGE OF THE IN COURT OF APP 5TH DIST

Vote For No More Than 1		
YES	347	65.97
NO.	179	34.03

WE, THE UNDERSIGNED, DO HEREBY CERTIFY
THAT THE ABOVE RESULTS ARE A TRUE AND
ACCURATE ACCOUNT OF ALL BALLOTS COUNTED
AND THAT ALL COUNTERS WERE ZERO (0)
WHEN THE POLLS OPENED AND THAT THE
ELECTION WAS HELD IN ACCORDANCE WITH
THE LAWS OF THE STATE.

ELECTION JUDGE

ELECTION JUDGE

ELECTION JUDGE

RUN DATE:11/06/12 11:07 PM

REPORT-EL30

PAGE 0054-01

0054 OWEN 1

	VOTES	PERCENT
REGISTERED VOTERS - TOTAL	697	
BALLOTS CAST - TOTAL	405	
VOTER TURNOUT - TOTAL		58.11

STRAIGHT PARTY

	VOTES	PERCENT
Vote For No More Than 1		
REPUBLICAN (REP)	81	50.63
DEMOCRATIC (DEM)	74	46.25
LIBERTARIAN (LIB)	5	3.13

PRESIDENT & VICE PRESIDENT

	VOTES	PERCENT
Vote For No More Than 1		
101 MITT ROMNEY (REP)	235	58.90
102 BARACK OBAMA (DEM)	156	39.10
103 GARY JOHNSON (LIB)	7	1.75
WRITE-IN.	1	.25

US SENATOR

	VOTES	PERCENT
Vote For No More Than 1		
104 RICHARD E. MOURDOCK (REP).	191	49.35
105 JOE DONNELLY (DEM)	179	46.25
106 ANDREW "ANDY" HORNING (LIB)	17	4.39
WRITE-IN.	0	

GOVERNOR & LT GOV

	VOTES	PERCENT
Vote For No More Than 1		
107 MIKE PENCE (REP).	230	58.23
108 JOHN R. GREGG (DEM).	151	38.23
109 RUPERT BONEHAM (LIB)	14	3.54
WRITE-IN.	0	

ATTORNEY GENERAL

	VOTES	PERCENT
Vote For No More Than 1		
110 GREG ZOELLER (REP)	231	60.16
111 KAY FLEMING (DEM)	153	39.84

SUPERINTEND OF PUB INST

	VOTES	PERCENT
Vote For No More Than 1		
112 TONY BENNETT (REP)	199	51.55
113 GLENDA RITZ (DEM)	187	48.45

US REP IN CONG DISTRICT 9

	VOTES	PERCENT
Vote For No More Than 1		
114 TODD YOUNG (REP).	201	51.41
115 SHELLI YODER (DEM)	190	48.59
WRITE-IN.	0	

STATE REP DISTRICT 66

	VOTES	PERCENT
Vote For No More Than 1		
116 JUSTIN STEVENS (REP)	189	48.34
117 TERRY GOODIN (DEM)	202	51.66

JUDGE CIRCUIT 4

	VOTES	PERCENT
Vote For No More Than 1		
NO CANDIDATE POSITION	0	
123 VICKI L. CARMICHAEL (DEM).	265	100.00

CORONER

	VOTES	PERCENT
Vote For No More Than 1		
124 TERRY CONWAY (REP)	225	58.59
125 JOHN HALL (DEM)	159	41.41

COMM DISTRICT 1

	VOTES	PERCENT
Vote For No More Than 1		
126 RICK STEPHENSON (REP)	222	57.96
127 ED MEYER (DEM)	161	42.04

COMM DISTRICT 2

	VOTES	PERCENT
Vote For No More Than 1		
128 JACK A. COFFMAN SR. (REP).	200	53.62
129 LES YOUNG (DEM)	173	46.38

COUNCIL AT-LARGE

	VOTES	PERCENT
Vote For No More Than 3		
130 RONALD BROGAN (REP).	150	14.93
131 KELLY L. KHURI (REP)	181	18.01
132 RYAN LYNCH (REP).	151	15.02
133 SUSAN POPP (DEM).	173	17.21
134 BRENDA ROSS (DEM)	176	17.51
135 KEVIN L. VISSING (DEM).	174	17.31

GCS CORP BOARD DISTRICT 2

	VOTES	PERCENT
Vote For No More Than 1		
141 VICKIE BOISSEAU	99	34.86
142 CLAY ANTHONY "TONY" HALL	150	52.82
143 FRED W. KRENKE	35	12.32

GCS CORP BOARD DISTRICT 5

	VOTES	PERCENT
Vote For No More Than 1		
144 CHRISTINA GILKEY.	183	64.89
145 DALE MOSS	99	35.11

RUN DATE:11/06/12 11:07 PM

REPORT-EL30

PAGE 0054-02

0054 OWEN 1

VOTES PERCENT

GCS CORP BOARD DISTRICT 6

Vote For No More Than 1

146 ALICE DORMAN BUTLER	126	45.82
147 JERRY D. WHITE	149	54.18

GCS CORP BOARD DISTRICT 7

Vote For No More Than 1

148 TERESA BOTTORFF-PERKINS	183	64.66
149 REBECCA (BECKA) CHRISTENSEN	100	35.34

JUST OF THE IN SUP COURT DAVID

Vote For No More Than 1

YES	187	69.52
NO.	82	30.48

JUST OF THE IN SUP COURT RUCKER

Vote For No More Than 1

YES	191	71.80
NO.	75	28.20

JUDGE OF THE IN COURT OF APP 1ST DIST

Vote For No More Than 1

YES	193	72.83
NO.	72	27.17

JUDGE OF THE IN COURT OF APP 5TH DIST

Vote For No More Than 1

YES	190	72.24
NO.	73	27.76

WE, THE UNDERSIGNED, DO HEREBY CERTIFY
THAT THE ABOVE RESULTS ARE A TRUE AND
ACCURATE ACCOUNT OF ALL BALLOTS COUNTED
AND THAT ALL COUNTERS WERE ZERO (0)
WHEN THE POLLS OPENED AND THAT THE
ELECTION WAS HELD IN ACCORDANCE WITH
THE LAWS OF THE STATE.

ELECTION JUDGE

ELECTION JUDGE

ELECTION JUDGE

0055 SILVER CREEK 1

	VOTES	PERCENT
REGISTERED VOTERS - TOTAL	839	
BALLOTS CAST - TOTAL	541 540	
VOTER TURNOUT - TOTAL		64.48

STRAIGHT PARTY

Vote For No More Than 1		
REPUBLICAN (REP)	108	58.70
DEMOCRATIC (DEM)	72	39.13
LIBERTARIAN (LIB)	4	2.17

PRESIDENT & VICE PRESIDENT

Vote For No More Than 1		
101 MITT ROMNEY (REP)	319	60.88
102 BARACK OBAMA (DEM)	197 198	37.60
103 GARY JOHNSON (LIB)	8	1.53
WRITE-IN	0	

US SENATOR

Vote For No More Than 1		
104 RICHARD E. MOURDOCK (REP)	266	50.86
105 JOE DONNELLY (DEM)	237 238	45.32
106 ANDREW "ANDY" HORNING (LIB)	20	3.82
WRITE-IN	0	

GOVERNOR & LT GOV

Vote For No More Than 1		
107 MIKE PENCE (REP)	302	57.97
108 JOHN R. GREGG (DEM)	204 205	39.16
109 RUPERT BONEHAM (LIB)	14	2.69
WRITE-IN	1	.19

ATTORNEY GENERAL

Vote For No More Than 1		
110 GREG ZOELLER (REP)	331	64.65
111 KAY FLEMING (DEM)	181	35.35

SUPERINTEND OF PUB INST

Vote For No More Than 1		
112 TONY BENNETT (REP)	255	49.23
113 GLENDA RITZ (DEM)	263 264	50.77

US REP IN CONG DISTRICT 9

Vote For No More Than 1		
114 TODD YOUNG (REP)	298	57.09
115 SHELLI YODER (DEM)	223 224	42.72
WRITE-IN	1	.19

STATE REP DISTRICT 70

Vote For No More Than 1			
118 RHONDA J. RHOADS (REP)	320 321	320	62.75
119 TERRY L. MILLER (DEM)		190	37.25

JUDGE CIRCUIT 4

Vote For No More Than 1			
NO CANDIDATE POSITION		0	
123 VICKI L. CARMICHAEL (DEM)	349 350	349	100.00

CORONER

Vote For No More Than 1			
124 TERRY CONWAY (REP)	304 305	304	61.66
125 JOHN HALL (DEM)		189	38.34

COMM DISTRICT 1

Vote For No More Than 1			
126 RICK STEPHENSON (REP)		279	56.02
127 ED MEYER (DEM)	219 220	219	43.98

COMM DISTRICT 2

Vote For No More Than 1			
128 JACK A. COFFMAN SR. (REP)	285 286	285	58.64
129 LES YOUNG (DEM)		201	41.36

COUNCIL AT-LARGE

Vote For No More Than 3			
130 RONALD BROGAN (REP)		216	15.81
131 KELLY L. KHURI (REP)		241	17.64
132 RYAN LYNCH (REP)		240	17.57
133 SUSAN POPP (DEM)	250 259	250	18.89
134 BRENDA ROSS (DEM)	189 190	189	13.84
135 KEVIN L. VISSING (DEM)	222 223	222	16.25

WCCS CORP BOARD MEM AT-LARGE

Vote For No More Than 2			
150 JOE BASHAM	238 239	238	31.56
151 RICHARD L. GRAF		146	19.36
152 ROBIN LONG	219 220	219	29.05
153 NICK RAY		54	7.16
154 CELIA ADAMS WINTERS		97	12.86

JUST OF THE IN SUP COURT DAVID

Vote For No More Than 1			
YES	252 253	252	70.39
NO		106	29.61

RUN DATE:11/06/12 11:07 PM

REPORT-EL30

PAGE 0055-02

0055 SILVER CREEK 1

VOTES PERCENT

JUST OF THE IN SUP COURT RUCKER

Vote For No More Than 1

YES +1	254	253	71.27
NO.	102		28.73

JUDGE OF THE IN COURT OF APP 1ST DIST

Vote For No More Than 1

YES +1	242	261	72.91
NO.	97		27.09

JUDGE OF THE IN COURT OF APP 5TH DIST

Vote For No More Than 1

YES +1	245	264	73.74
NO.	94		26.26

WE, THE UNDERSIGNED, DO HEREBY CERTIFY
THAT THE ABOVE RESULTS ARE A TRUE AND
ACCURATE ACCOUNT OF ALL BALLOTS COUNTED
AND THAT ALL COUNTERS WERE ZERO (0)
WHEN THE POLLS OPENED AND THAT THE
ELECTION WAS HELD IN ACCORDANCE WITH
THE LAWS OF THE STATE.

ELECTION JUDGE

ELECTION JUDGE

ELECTION JUDGE

RUN DATE:11/06/12 11:07 PM

REPORT-EL30

PAGE 0056-01

0056 SILVER CREEK 2

	VOTES	PERCENT
REGISTERED VOTERS - TOTAL	753	
BALLOTS CAST - TOTAL	390	51.66
VOTER TURNOUT - TOTAL		

STRAIGHT PARTY

	VOTES	PERCENT
Vote For No More Than 1		
REPUBLICAN (REP)	81	50.63
DEMOCRATIC (DEM)	76	47.50
LIBERTARIAN (LIB)	3	1.88

PRESIDENT & VICE PRESIDENT

	VOTES	PERCENT
Vote For No More Than 1		
101 MITT ROMNEY (REP)	221	57.25
102 BARACK OBAMA (DEM)	156	40.16
103 GARY JOHNSON (LIB)	8	2.07
WRITE-IN	2	.52

US SENATOR

	VOTES	PERCENT
Vote For No More Than 1		
104 RICHARD E. MOURDOCK (REP)	171	45.72
105 JOE DONNELLY (DEM)	180	48.13
106 ANDREW "ANDY" HORNING (LIB)	23	6.15
WRITE-IN	0	

GOVERNOR & LT GOV

	VOTES	PERCENT
Vote For No More Than 1		
107 MIKE PENCE (REP)	189	50.53
108 JOHN R. GREGG (DEM)	162	43.32
109 RUPERT BONEHAM (LIB)	23	6.15
WRITE-IN	0	

ATTORNEY GENERAL

	VOTES	PERCENT
Vote For No More Than 1		
110 GREG ZOELLER (REP)	206	56.75
111 KAY FLEMING (DEM)	157	43.25

SUPERINTEND OF PUB INST

	VOTES	PERCENT
Vote For No More Than 1		
112 TONY BENNETT (REP)	188	51.09
113 GLENDA RITZ (DEM)	180	48.91

US REP IN CONG DISTRICT 9

	VOTES	PERCENT
Vote For No More Than 1		
114 TODD YOUNG (REP)	194	52.15
115 SHELLI YODER (DEM)	178	47.85
WRITE-IN	0	

VOTES PERCENT

STATE REP DISTRICT 70

	VOTES	PERCENT
Vote For No More Than 1		
118 RHONDA J. RHOADS (REP)	209	56.79
119 TERRY L. MILLER (DEM)	159	43.21

JUDGE CIRCUIT 4

	VOTES	PERCENT
Vote For No More Than 1		
NO CANDIDATE POSITION	0	
123 VICKI L. CARMICHAEL (DEM)	259	100.00

CORONER

	VOTES	PERCENT
Vote For No More Than 1		
124 TERRY CONWAY (REP)	209	57.73
125 JOHN HALL (DEM)	153	42.27

COMM DISTRICT 1

	VOTES	PERCENT
Vote For No More Than 1		
126 RICK STEPHENSON (REP)	185	51.10
127 ED MEYER (DEM)	177	48.90

COMM DISTRICT 2

	VOTES	PERCENT
Vote For No More Than 1		
128 JACK A. COFFMAN SR. (REP)	194	52.72
129 LES YOUNG (DEM)	174	47.28

COUNCIL AT-LARGE

	VOTES	PERCENT
Vote For No More Than 3		
130 RONALD BROGAN (REP)	148	15.09
131 KELLY L. KHURI (REP)	163	16.62
132 RYAN LYNCH (REP)	143	14.58
133 SUSAN POPP (DEM)	193	19.67
134 BRENDA ROSS (DEM)	167	17.02
135 KEVIN L. VISSING (DEM)	167	17.02

WCCS CORP BOARD MEM AT-LARGE

	VOTES	PERCENT
Vote For No More Than 2		
150 JOE BASHAM	145	28.71
151 RICHARD L. GRAF	118	23.37
152 ROBIN LONG	125	24.75
153 NICK RAY	39	7.72
154 CELIA ADAMS WINTERS	78	15.45

JUST OF THE IN SUP COURT DAVID

	VOTES	PERCENT
Vote For No More Than 1		
YES	192	69.82
NO	83	30.18

RUN DATE:11/06/12 11:07 PM

REPORT-EL30

PAGE 0056-02

0056 SILVER CREEK 2

VOTES PERCENT

JUST OF THE IN SUP COURT RUCKER

Vote For No More Than 1

YES	192	71.11
NO.	78	28.89

JUDGE OF THE IN COURT OF APP 1ST DIST

Vote For No More Than 1

YES	202	74.54
NO.	69	25.46

JUDGE OF THE IN COURT OF APP 5TH DIST

Vote For No More Than 1

YES	205	75.09
NO.	68	24.91

WE, THE UNDERSIGNED, DO HEREBY CERTIFY
THAT THE ABOVE RESULTS ARE A TRUE AND
ACCURATE ACCOUNT OF ALL BALLOTS COUNTED
AND THAT ALL COUNTERS WERE ZERO (0)
WHEN THE POLLS OPENED AND THAT THE
ELECTION WAS HELD IN ACCORDANCE WITH
THE LAWS OF THE STATE.

ELECTION JUDGE

ELECTION JUDGE

ELECTION JUDGE

0057 SILVER CREEK 3

	VOTES	PERCENT
REGISTERED VOTERS - TOTAL	810	
BALLOTS CAST - TOTAL	521	
VOTER TURNOUT - TOTAL		64.32

STRAIGHT PARTY

Vote For No More Than 1		
REPUBLICAN (REP)	133	61.57
DEMOCRATIC (DEM)	83	38.43
LIBERTARIAN (LIB)	0	

PRESIDENT & VICE PRESIDENT

Vote For No More Than 1		
101 MITT ROMNEY (REP)	317	61.32
102 BARACK OBAMA (DEM)	191	36.94
103 GARY JOHNSON (LIB)	8	1.55
WRITE-IN.	1	.19

US SENATOR

Vote For No More Than 1		
104 RICHARD E. MOURDOCK (REP).	263	51.87
105 JOE DONNELLY (DEM)	222	43.79
106 ANDREW "ANDY" HORNING (LIB)	22	4.34
WRITE-IN.	0	

GOVERNOR & LT GOV

Vote For No More Than 1		
107 MIKE PENCE (REP).	313	61.61
108 JOHN R. GREGG (DEM).	178	35.04
109 RUPERT BONEHAM (LIB)	17	3.35
WRITE-IN.	0	

ATTORNEY GENERAL

Vote For No More Than 1		
110 GREG ZOELLER (REP)	321	64.07
111 KAY FLEMING (DEM)	180	35.93

SUPERINTEND OF PUB INST

Vote For No More Than 1		
112 TONY BENNETT (REP)	303	60.24
113 GLENDA RITZ (DEM)	200	39.76

US REP IN CONG DISTRICT 9

Vote For No More Than 1		
114 TODD YOUNG (REP).	293	57.79
115 SHELLI YODER (DEM)	213	42.01
WRITE-IN.	1	.20

STATE REP DISTRICT 70

Vote For No More Than 1		
118 RHONDA J. RHOADS (REP).	304	61.17
119 TERRY L. MILLER (DEM)	193	38.83

JUDGE CIRCUIT 4

Vote For No More Than 1		
NO CANDIDATE POSITION	0	
123 VICKI L. CARMICHAEL (DEM).	298	100.00

CORONER

Vote For No More Than 1		
124 TERRY CONWAY (REP)	294	60.37
125 JOHN HALL (DEM)	193	39.63

COMM DISTRICT 1

Vote For No More Than 1		
126 RICK STEPHENSON (REP)	275	56.58
127 ED MEYER (DEM)	211	43.42

COMM DISTRICT 2

Vote For No More Than 1		
128 JACK A. COFFMAN SR. (REP).	286	58.49
129 LES YOUNG (DEM)	203	41.51

COUNCIL AT-LARGE

Vote For No More Than 3		
130 RONALD BROGAN (REP).	236	17.49
131 KELLY L. KHURI (REP)	265	19.64
132 RYAN LYNCH (REP).	245	18.16
133 SUSAN POPP (DEM).	226	16.75
134 BRENDA ROSS (DEM)	188	13.94
135 KEVIN L. VISSING (DEM).	189	14.01

WCCS CORP BOARD MEM AT-LARGE

Vote For No More Than 2		
150 JOE BASHAM.	225	33.04
151 RICHARD L. GRAF	102	14.98
152 ROBIN LONG.	194	28.49
153 NICK RAY	53	7.78
154 CELIA ADAMS WINTERS.	107	15.71

JUST OF THE IN SUP COURT DAVID

Vote For No More Than 1		
YES	248	69.08
NO.	111	30.92

RUN DATE:11/06/12 11:07 PM

REPORT-EL30

PAGE 0057-02

0057 SILVER CREEK 3

VOTES PERCENT

JUST OF THE IN SUP COURT RUCKER

Vote For No More Than 1

YES	240	68.57
NO.	110	31.43

JUDGE OF THE IN COURT OF APP 1ST DIST

Vote For No More Than 1

YES	256	72.93
NO.	95	27.07

JUDGE OF THE IN COURT OF APP 5TH DIST

Vote For No More Than 1

YES	247	70.57
NO.	103	29.43

WE, THE UNDERSIGNED, DO HEREBY CERTIFY
THAT THE ABOVE RESULTS ARE A TRUE AND
ACCURATE ACCOUNT OF ALL BALLOTS COUNTED
AND THAT ALL COUNTERS WERE ZERO (0)
WHEN THE POLLS OPENED AND THAT THE
ELECTION WAS HELD IN ACCORDANCE WITH
THE LAWS OF THE STATE.

ELECTION JUDGE

ELECTION JUDGE

ELECTION JUDGE

RUN DATE:11/06/12 11:07 PM

REPORT-EL30

PAGE 0058-01

0058 SILVER CREEK 4

	VOTES	PERCENT
REGISTERED VOTERS - TOTAL	1234	
BALLOTS CAST - TOTAL	806	
VOTER TURNOUT - TOTAL		65.32

STRAIGHT PARTY

Vote For No More Than 1		
REPUBLICAN (REP)	184	56.44
DEMOCRATIC (DEM)	139	42.64
LIBERTARIAN (LIB)	3	.92

PRESIDENT & VICE PRESIDENT

Vote For No More Than 1		
101 MITT ROMNEY (REP)	493	61.86
102 BARACK OBAMA (DEM)	292	36.64
103 GARY JOHNSON (LIB)	11	1.38
WRITE-IN	1	.13

US SENATOR

Vote For No More Than 1		
104 RICHARD E. MOURDOCK (REP)	400	51.35
105 JOE DONNELLY (DEM)	351	45.06
106 ANDREW "ANDY" HORNING (LIB)	28	3.59
WRITE-IN	0	

GOVERNOR & LT GOV

Vote For No More Than 1		
107 MIKE PENCE (REP)	466	59.90
108 JOHN R. GREGG (DEM)	287	36.89
109 RUPERT BONEHAM (LIB)	25	3.21
WRITE-IN	0	

ATTORNEY GENERAL

Vote For No More Than 1		
110 GREG ZOELLER (REP)	493	64.44
111 KAY FLEMING (DEM)	272	35.56

SUPERINTEND OF PUB INST

Vote For No More Than 1		
112 TONY BENNETT (REP)	430	55.84
113 GLENDA RITZ (DEM)	340	44.16

US REP IN CONG DISTRICT 9

Vote For No More Than 1		
114 TODD YOUNG (REP)	464	59.26
115 SHELLI YODER (DEM)	319	40.74
WRITE-IN	0	

VOTES PERCENT

STATE REP DISTRICT 70

Vote For No More Than 1		
118 RHONDA J. RHOADS (REP)	482	62.44
119 TERRY L. MILLER (DEM)	290	37.56

JUDGE CIRCUIT 4

Vote For No More Than 1		
NO CANDIDATE POSITION	0	
123 VICKI L. CARMICHAEL (DEM)	495	100.00

CORONER

Vote For No More Than 1		
124 TERRY CONWAY (REP)	460	61.58
125 JOHN HALL (DEM)	287	38.42

COMM DISTRICT 1

Vote For No More Than 1		
126 RICK STEPHENSON (REP)	443	58.60
127 ED MEYER (DEM)	313	41.40

COMM DISTRICT 2

Vote For No More Than 1		
128 JACK A. COFFMAN SR. (REP)	459	60.16
129 LES YOUNG (DEM)	304	39.84

COUNCIL AT-LARGE

Vote For No More Than 3		
130 RONALD BROGAN (REP)	361	17.06
131 KELLY L. KHURI (REP)	435	20.56
132 RYAN LYNCH (REP)	381	18.01
133 SUSAN POPP (DEM)	373	17.63
134 BRENDA ROSS (DEM)	284	13.42
135 KEVIN L. VISSING (DEM)	282	13.33

WCCS CORP BOARD MEM AT-LARGE

Vote For No More Than 2		
150 JOE BASHAM	375	34.09
151 RICHARD L. GRAF	236	21.45
152 ROBIN LONG	237	21.55
153 NICK RAY	82	7.45
154 CELIA ADAMS WINTERS	170	15.45

JUST OF THE IN SUP COURT DAVID

Vote For No More Than 1		
YES	382	68.21
NO	178	31.79

0058 SILVER CREEK 4

VOTES PERCENT

JUST OF THE IN SUP COURT RUCKER

Vote For No More Than 1

YES	370	67.40
NO.	179	32.60

JUDGE OF THE IN COURT OF APP 1ST DIST

Vote For No More Than 1

YES	378	68.60
NO.	173	31.40

JUDGE OF THE IN COURT OF APP 5TH DIST

Vote For No More Than 1

YES	383	68.88
NO.	173	31.12

WE, THE UNDERSIGNED, DO HEREBY CERTIFY
THAT THE ABOVE RESULTS ARE A TRUE AND
ACCURATE ACCOUNT OF ALL BALLOTS COUNTED
AND THAT ALL COUNTERS WERE ZERO (0)
WHEN THE POLLS OPENED AND THAT THE
ELECTION WAS HELD IN ACCORDANCE WITH
THE LAWS OF THE STATE.

ELECTION JUDGE

ELECTION JUDGE

ELECTION JUDGE

RUN DATE:11/06/12 11:07 PM

REPORT-EL30 PAGE 0059-01

0059 SILVER CREEK 5

	VOTES	PERCENT
REGISTERED VOTERS - TOTAL	956	
BALLOTS CAST - TOTAL	386	385
VOTER TURNOUT - TOTAL		40.27

STRAIGHT PARTY

	VOTES	PERCENT
Vote For No More Than 1		
REPUBLICAN (REP)	100	53.19
DEMOCRATIC (DEM)	86	45.74
LIBERTARIAN (LIB).	2	1.06

PRESIDENT & VICE PRESIDENT

	VOTES	PERCENT
Vote For No More Than 1		
101 MITT ROMNEY (REP)	225	59.21
102 BARACK OBAMA (DEM)	148	38.68
103 GARY JOHNSON (LIB)	6	1.58
WRITE-IN.	2	.53

US SENATOR

	VOTES	PERCENT
Vote For No More Than 1		
104 RICHARD E. MOURDOCK (REP).	185	50.68
105 JOE DONNELLY (DEM)	154	41.92
106 ANDREW "ANDY" HORNING (LIB)	27	7.40
WRITE-IN.	0	

GOVERNOR & LT GOV

	VOTES	PERCENT
Vote For No More Than 1		
107 MIKE PENCE (REP).	213	58.04
108 JOHN R. GREGG (DEM).	138	37.60
109 RUPERT BONEHAM (LIB)	16	4.36
WRITE-IN.	0	

ATTORNEY GENERAL

	VOTES	PERCENT
Vote For No More Than 1		
110 GREG ZOELLER (REP)	216	61.02
111 KAY FLEMING (DEM)	138	38.98

SUPERINTEND OF PUB INST

	VOTES	PERCENT
Vote For No More Than 1		
112 TONY BENNETT (REP)	206	57.87
113 GLENDA RITZ (DEM)	150	42.13

US REP IN CONG DISTRICT 9

	VOTES	PERCENT
Vote For No More Than 1		
114 TODD YOUNG (REP).	211	57.97
115 SHELLI YODER (DEM)	153	42.03
WRITE-IN.	0	

STATE REP DISTRICT 70

	VOTES	PERCENT
Vote For No More Than 1		
118 RHONDA J. RHOADS (REP).	209	58.87
119 TERRY L. MILLER (DEM)	146	41.13

JUDGE CIRCUIT 4

	VOTES	PERCENT
Vote For No More Than 1		
NO CANDIDATE POSITION	0	
123 VICKI L. CARMICHAEL (DEM).	229	100.00

CORONER

	VOTES	PERCENT
Vote For No More Than 1		
124 TERRY CONWAY (REP)	210	60.34
125 JOHN HALL (DEM)	138	39.66

COMM DISTRICT 1

	VOTES	PERCENT
Vote For No More Than 1		
126 RICK STEPHENSON (REP)	207	58.47
127 ED MEYER (DEM)	147	41.53

COMM DISTRICT 2

	VOTES	PERCENT
Vote For No More Than 1		
128 JACK A. COFFMAN SR. (REP).	195	56.20
129 LES YOUNG (DEM)	152	43.80

COUNCIL AT-LARGE

	VOTES	PERCENT
Vote For No More Than 3		
130 RONALD BROGAN (REP).	155	16.23
131 KELLY L. KHURI (REP)	188	19.69
132 RYAN LYNCH (REP).	174	18.22
133 SUSAN POPP (DEM).	155	16.23
134 BRENDA ROSS (DEM)	141	14.76
135 KEVIN L. VISSING (DEM).	142	14.87

WCCS CORP BOARD MEM AT-LARGE

	VOTES	PERCENT
Vote For No More Than 2		
150 JOE BASHAM.	130	32.50
151 RICHARD L. GRAF	78	19.50
152 ROBIN LONG.	107	26.75
153 NICK RAY	29	7.25
154 CELIA ADAMS WINTERS.	56	14.00

JUST OF THE IN SUP COURT DAVID

	VOTES	PERCENT
Vote For No More Than 1		
YES	160	71.43
NO.	64	28.57

RUN DATE:11/06/12 11:07 PM

0059 SILVER CREEK 5

VOTES PERCENT

JUST OF THE IN SUP COURT RUCKER

Vote For No More Than 1

YES	154	70.32
NO.	65	29.68

JUDGE OF THE IN COURT OF APP 1ST DIST

Vote For No More Than 1

YES	160	73.73
NO.	57	26.27

JUDGE OF THE IN COURT OF APP 5TH DIST

Vote For No More Than 1

YES	158	70.54
NO.	66	29.46

WE, THE UNDERSIGNED, DO HEREBY CERTIFY
THAT THE ABOVE RESULTS ARE A TRUE AND
ACCURATE ACCOUNT OF ALL BALLOTS COUNTED
AND THAT ALL COUNTERS WERE ZERO (0)
WHEN THE POLLS OPENED AND THAT THE
ELECTION WAS HELD IN ACCORDANCE WITH
THE LAWS OF THE STATE.

ELECTION JUDGE

ELECTION JUDGE

ELECTION JUDGE

0060 SILVER CREEK 6

	VOTES	PERCENT
REGISTERED VOTERS - TOTAL	1808	
BALLOTS CAST - TOTAL	+3 1182	1179
VOTER TURNOUT - TOTAL		65.21

STRAIGHT PARTY

	VOTES	PERCENT
Vote For No More Than 1		
REPUBLICAN (REP)	257	61.48
DEMOCRATIC (DEM)	150	35.89
LIBERTARIAN (LIB)	11	2.63

PRESIDENT & VICE PRESIDENT

	VOTES	PERCENT
Vote For No More Than 1		
101 MITT ROMNEY (REP)	+2 774	772 65.87
102 BARACK OBAMA (DEM)	+1 380	379 32.34
103 GARY JOHNSON (LIB)		17 1.45
WRITE-IN		4 .34

US SENATOR

	VOTES	PERCENT
Vote For No More Than 1		
104 RICHARD E. MOURDOCK (REP)	+2 629	627 54.86
105 JOE DONNELLY (DEM)	+1 464	463 40.51
106 ANDREW "ANDY" HORNING (LIB)		52 4.55
WRITE-IN		1 .09

GOVERNOR & LT GOV

	VOTES	PERCENT
Vote For No More Than 1		
107 MIKE PENCE (REP)	+2 730	728 63.14
108 JOHN R. GREGG (DEM)	+1 389	388 33.65
109 RUPERT BONEHAM (LIB)		37 3.21
WRITE-IN		0

ATTORNEY GENERAL

	VOTES	PERCENT
Vote For No More Than 1		
110 GREG ZOELLER (REP)	+2 753	751 67.23
111 KAY FLEMING (DEM)		366 32.77

SUPERINTEND OF PUB INST

	VOTES	PERCENT
Vote For No More Than 1		
112 TONY BENNETT (REP)	+1 623	622 54.90
113 GLENDA RITZ (DEM)	+1 512	511 45.10

US REP IN CONG DISTRICT 9

	VOTES	PERCENT
Vote For No More Than 1		
114 TODD YOUNG (REP)	+1 704	703 61.40
115 SHELLI YODER (DEM)	+1 443	442 38.60
WRITE-IN		0

STATE REP DISTRICT 70

	VOTES	PERCENT
Vote For No More Than 1		
118 RHONDA J. RHOADS (REP)	+3 788	725 65.08
119 TERRY L. MILLER (DEM)		389 34.92

JUDGE CIRCUIT 4

	VOTES	PERCENT
Vote For No More Than 1		
NO CANDIDATE POSITION		0
123 VICKI L. CARMICHAEL (DEM)	+1 729	728 100.00

CORONER

	VOTES	PERCENT
Vote For No More Than 1		
124 TERRY CONWAY (REP)	+2 700	698 64.21
125 JOHN HALL (DEM)		389 35.79

COMM DISTRICT 1

	VOTES	PERCENT
Vote For No More Than 1		
126 RICK STEPHENSON (REP)	+2 676	673 60.85
127 ED MEYER (DEM)	+1 434	433 39.15

COMM DISTRICT 2

	VOTES	PERCENT
Vote For No More Than 1		
128 JACK A. COFFMAN SR. (REP)	+2 665	663 59.52
129 LES YOUNG (DEM)		451 40.48

COUNCIL AT-LARGE

	VOTES	PERCENT
Vote For No More Than 3		
130 RONALD BROGAN (REP)	+2 546	544 17.77
131 KELLY L. KHURI (REP)	+2 626	626 20.44
132 RYAN LYNCH (REP)	+2 576	576 18.81
133 SUSAN POPP (DEM)	+1 500	500 16.33
134 BRENDA ROSS (DEM)		391 12.77
135 KEVIN L. VISSING (DEM)	+1 426	425 13.88

WCCS CORP BOARD MEM AT-LARGE

	VOTES	PERCENT
Vote For No More Than 2		
150 JOE BASHAM	+1 493	492 30.46
151 RICHARD L. GRAF	+1 335	334 20.68
152 ROBIN LONG		476 29.47
153 NICK RAY		120 7.43
154 CELIA ADAMS WINTERS	+1 194	193 11.95

JUST OF THE IN SUP COURT DAVID

	VOTES	PERCENT
Vote For No More Than 1		
YES		559 70.05
NO	+2 241	239 29.95

RUN DATE:11/06/12 11:07 PM

REPORT-EL30 PAGE 0060-02

0060 SILVER CREEK 6

VOTES PERCENT

JUST OF THE IN SUP COURT RUCKER

Vote For No More Than 1			
YES +1	575	574 72.66
NO. +1	217	216 27.34

JUDGE OF THE IN COURT OF APP 1ST DIST

Vote For No More Than 1			
YES +2	577	73.41
NO. +2	211	209 26.59

JUDGE OF THE IN COURT OF APP 5TH DIST

Vote For No More Than 1			
YES +1	580	579 73.11
NO. +1	214	213 26.89

WE, THE UNDERSIGNED, DO HEREBY CERTIFY
THAT THE ABOVE RESULTS ARE A TRUE AND
ACCURATE ACCOUNT OF ALL BALLOTS COUNTED
AND THAT ALL COUNTERS WERE ZERO (0)
WHEN THE POLLS OPENED AND THAT THE
ELECTION WAS HELD IN ACCORDANCE WITH
THE LAWS OF THE STATE.

ELECTION JUDGE

ELECTION JUDGE

ELECTION JUDGE

RUN DATE:11/06/12 11:07 PM

REPORT-EL30

PAGE 0061-01

0061 SILVER CREEK 7

	VOTES	PERCENT
REGISTERED VOTERS - TOTAL	474	
BALLOTS CAST - TOTAL	264	
VOTER TURNOUT - TOTAL		55.70

STRAIGHT PARTY

	VOTES	PERCENT
Vote For No More Than 1		
REPUBLICAN (REP)	54	54.00
DEMOCRATIC (DEM)	44	44.00
LIBERTARIAN (LIB)	2	2.00

PRESIDENT & VICE PRESIDENT

	VOTES	PERCENT
Vote For No More Than 1		
101 MITT ROMNEY (REP)	160	60.84
102 BARACK OBAMA (DEM)	100	38.02
103 GARY JOHNSON (LIB)	3	1.14
WRITE-IN	0	

US SENATOR

	VOTES	PERCENT
Vote For No More Than 1		
104 RICHARD E. MOURDOCK (REP)	127	49.03
105 JOE DONNELLY (DEM)	112	43.24
106 ANDREW "ANDY" HORNING (LIB)	20	7.72
WRITE-IN	0	

GOVERNOR & LT GOV

	VOTES	PERCENT
Vote For No More Than 1		
107 MIKE PENCE (REP)	148	57.59
108 JOHN R. GREGG (DEM)	96	37.35
109 RUPERT BONEHAM (LIB)	11	4.28
WRITE-IN	2	.78

ATTORNEY GENERAL

	VOTES	PERCENT
Vote For No More Than 1		
110 GREG ZOELLER (REP)	158	62.45
111 KAY FLEMING (DEM)	95	37.55

SUPERINTEND OF PUB INST

	VOTES	PERCENT
Vote For No More Than 1		
112 TONY BENNETT (REP)	151	59.92
113 GLENDA RITZ (DEM)	101	40.08

US REP IN CONG DISTRICT 9

	VOTES	PERCENT
Vote For No More Than 1		
114 TODD YOUNG (REP)	151	58.75
115 SHELLI YODER (DEM)	104	40.47
WRITE-IN	2	.78

STATE REP DISTRICT 70

	VOTES	PERCENT
Vote For No More Than 1		
118 RHONDA J. RHOADS (REP)	152	61.29
119 TERRY L. MILLER (DEM)	96	38.71

JUDGE CIRCUIT 4

	VOTES	PERCENT
Vote For No More Than 1		
NO CANDIDATE POSITION	0	
123 VICKI L. CARMICHAEL (DEM)	167	100.00

CORONER

	VOTES	PERCENT
Vote For No More Than 1		
124 TERRY CONWAY (REP)	163	64.94
125 JOHN HALL (DEM)	88	35.06

COMM DISTRICT 1

	VOTES	PERCENT
Vote For No More Than 1		
126 RICK STEPHENSON (REP)	148	58.04
127 ED MEYER (DEM)	107	41.96

COMM DISTRICT 2

	VOTES	PERCENT
Vote For No More Than 1		
128 JACK A. COFFMAN SR. (REP)	146	56.81
129 LES YOUNG (DEM)	111	43.19

COUNCIL AT-LARGE

	VOTES	PERCENT
Vote For No More Than 3		
130 RONALD BROGAN (REP)	113	16.79
131 KELLY L. KHURI (REP)	132	19.61
132 RYAN LYNCH (REP)	112	16.64
133 SUSAN POPP (DEM)	112	16.64
134 BRENDA ROSS (DEM)	103	15.30
135 KEVIN L. VISSING (DEM)	101	15.01

WCCS CORP BOARD MEM AT-LARGE

	VOTES	PERCENT
Vote For No More Than 2		
150 JOE BASHAM	122	34.46
151 RICHARD L. GRAF	70	19.77
152 ROBIN LONG	96	27.12
153 NICK RAY	18	5.08
154 CELIA ADAMS WINTERS	48	13.56

JUST OF THE IN SUP COURT DAVID

	VOTES	PERCENT
Vote For No More Than 1		
YES	123	63.40
NO	71	36.60

RUN DATE:11/06/12 11:07 PM

REPORT-EL30

PAGE 0061-02

0061 SILVER CREEK 7

VOTES PERCENT

JUST OF THE IN SUP COURT RUCKER

Vote For No More Than 1

YES	123	64.40
NO.	68	35.60

JUDGE OF THE IN COURT OF APP 1ST DIST

Vote For No More Than 1

YES	129	66.84
NO.	64	33.16

JUDGE OF THE IN COURT OF APP 5TH DIST

Vote For No More Than 1

YES	127	66.49
NO.	64	33.51

WE, THE UNDERSIGNED, DO HEREBY CERTIFY
THAT THE ABOVE RESULTS ARE A TRUE AND
ACCURATE ACCOUNT OF ALL BALLOTS COUNTED
AND THAT ALL COUNTERS WERE ZERO (0)
WHEN THE POLLS OPENED AND THAT THE
ELECTION WAS HELD IN ACCORDANCE WITH
THE LAWS OF THE STATE.

ELECTION JUDGE

ELECTION JUDGE

ELECTION JUDGE

0062 SILVER CREEK C'VILLE 43

	VOTES	PERCENT
REGISTERED VOTERS - TOTAL	2043	
BALLOTS CAST - TOTAL	1387	
VOTER TURNOUT - TOTAL		67.89

STRAIGHT PARTY

Vote For No More Than 1		
REPUBLICAN (REP)	378	68.11
DEMOCRATIC (DEM)	175	31.53
LIBERTARIAN (LIB).	2	.36

PRESIDENT & VICE PRESIDENT

Vote For No More Than 1		
101 MITT ROMNEY (REP)	947	68.87
102 BARACK OBAMA (DEM)	407	29.60
103 GARY JOHNSON (LIB)	20	1.45
WRITE-IN.	1	.07

US SENATOR

Vote For No More Than 1		
104 RICHARD E. MOURDOCK (REP).	797	59.26
105 JOE DONNELLY (DEM)	492	36.58
106 ANDREW "ANDY" HORNING (LIB)	55	4.09
WRITE-IN.	1	.07

GOVERNOR & LT GOV

Vote For No More Than 1		
107 MIKE PENCE (REP).	904	67.31
108 JOHN R. GREGG (DEM).	404	30.08
109 RUPERT BONEHAM (LIB)	34	2.53
WRITE-IN.	1	.07

ATTORNEY GENERAL

Vote For No More Than 1		
110 GREG ZOELLER (REP)	924	70.64
111 KAY FLEMING (DEM)	384	29.36

SUPERINTEND OF PUB INST

Vote For No More Than 1		
112 TONY BENNETT (REP)	804	60.63
113 GLENDA RITZ (DEM)	522	39.37

US REP IN CONG DISTRICT 9

Vote For No More Than 1		
114 TODD YOUNG (REP).	874	65.42
115 SHELLI YODER (DEM)	462	34.58
WRITE-IN.	0	

STATE REP DISTRICT 70

Vote For No More Than 1		
118 RHONDA J. RHOADS (REP).	886	68.00
119 TERRY L. MILLER (DEM)	417	32.00

JUDGE CIRCUIT 4

Vote For No More Than 1		
NO CANDIDATE POSITION	0	
123 VICKI L. CARMICHAEL (DEM).	757	100.00

CORONER

Vote For No More Than 1		
124 TERRY CONWAY (REP)	874	68.76
125 JOHN HALL (DEM)	397	31.24

COMM DISTRICT 1

Vote For No More Than 1		
126 RICK STEPHENSON (REP)	827	64.71
127 ED MEYER (DEM)	451	35.29

COMM DISTRICT 2

Vote For No More Than 1		
128 JACK A. COFFMAN SR. (REP).	849	66.02
129 LES YOUNG (DEM)	437	33.98

COUNCIL AT-LARGE

Vote For No More Than 3		
130 RONALD BROGAN (REP).	710	19.96
131 KELLY L. KHURI (REP)	769	21.62
132 RYAN LYNCH (REP).	747	21.00
133 SUSAN POPP (DEM).	513	14.42
134 BRENDA ROSS (DEM)	403	11.33
135 KEVIN L. VISSING (DEM).	415	11.67

WCCS CORP BOARD MEM AT-LARGE

Vote For No More Than 2		
150 JOE BASHAM.	439	26.38
151 RICHARD L. GRAF	304	18.27
152 ROBIN LONG.	571	34.31
153 NICK RAY	114	6.85
154 CELIA ADAMS WINTERS.	236	14.18

JUST OF THE IN SUP COURT DAVID

Vote For No More Than 1		
YES	651	72.58
NO.	246	27.42

RUN DATE:11/06/12 11:07 PM

REPORT-EL30 PAGE 0062-02

0062 SILVER CREEK C'VILLE 43

VOTES PERCENT

JUST OF THE IN SUP COURT RUCKER

Vote For No More Than 1		
YES	658	73.19
NO.	241	26.81

JUDGE OF THE IN COURT OF APP 1ST DIST

Vote For No More Than 1		
YES	667	74.86
NO.	224	25.14

JUDGE OF THE IN COURT OF APP 5TH DIST

Vote For No More Than 1		
YES	662	73.80
NO.	235	26.20

WE, THE UNDERSIGNED, DO HEREBY CERTIFY
THAT THE ABOVE RESULTS ARE A TRUE AND
ACCURATE ACCOUNT OF ALL BALLOTS COUNTED
AND THAT ALL COUNTERS WERE ZERO (0)
WHEN THE POLLS OPENED AND THAT THE
ELECTION WAS HELD IN ACCORDANCE WITH
THE LAWS OF THE STATE.

ELECTION JUDGE

ELECTION JUDGE

ELECTION JUDGE

0063 UNION 1

	VOTES	PERCENT
REGISTERED VOTERS - TOTAL	2596	
BALLOTS CAST - TOTAL	1561	
VOTER TURNOUT - TOTAL		60.13

STRAIGHT PARTY

	VOTES	PERCENT
Vote For No More Than 1		
REPUBLICAN (REP)	436	65.96
DEMOCRATIC (DEM)	217	32.83
LIBERTARIAN (LIB)	8	1.21

PRESIDENT & VICE PRESIDENT

	VOTES	PERCENT
Vote For No More Than 1		
101 MITT ROMNEY (REP)	1044	67.05
102 BARACK OBAMA (DEM)	474	30.44
103 GARY JOHNSON (LIB)	33	2.12
WRITE-IN	6	.39

US SENATOR

	VOTES	PERCENT
Vote For No More Than 1		
104 RICHARD E. MOURDOCK (REP)	875	57.49
105 JOE DONNELLY (DEM)	566	37.19
106 ANDREW "ANDY" HORNING (LIB)	80	5.26
WRITE-IN	1	.07

GOVERNOR & LT GOV

	VOTES	PERCENT
Vote For No More Than 1		
107 MIKE PENCE (REP)	961	63.18
108 JOHN R. GREGG (DEM)	506	33.27
109 RUPERT BONEHAM (LIB)	53	3.48
WRITE-IN	1	.07

ATTORNEY GENERAL

	VOTES	PERCENT
Vote For No More Than 1		
110 GREG ZOELLER (REP)	1019	68.48
111 KAY FLEMING (DEM)	469	31.52

SUPERINTEND OF PUB INST

	VOTES	PERCENT
Vote For No More Than 1		
112 TONY BENNETT (REP)	830	55.44
113 GLENDA RITZ (DEM)	667	44.56

US REP IN CONG DISTRICT 9

	VOTES	PERCENT
Vote For No More Than 1		
114 TODD YOUNG (REP)	953	62.41
115 SHELLI YODER (DEM)	572	37.46
WRITE-IN	2	.13

STATE REP DISTRICT 73

	VOTES	PERCENT
Vote For No More Than 1		
121 STEVE DAVISSON (REP)	917	62.64
122 SANDRA BLANTON (DEM)	547	37.36

JUDGE CIRCUIT 4

	VOTES	PERCENT
Vote For No More Than 1		
NO CANDIDATE POSITION	0	
123 VICKI L. CARMICHAEL (DEM)	921	100.00

CORONER

	VOTES	PERCENT
Vote For No More Than 1		
124 TERRY CONWAY (REP)	984	66.98
125 JOHN HALL (DEM)	485	33.02

COMM DISTRICT 1

	VOTES	PERCENT
Vote For No More Than 1		
126 RICK STEPHENSON (REP)	921	62.57
127 ED MEYER (DEM)	551	37.43

COMM DISTRICT 2

	VOTES	PERCENT
Vote For No More Than 1		
128 JACK A. COFFMAN SR. (REP)	943	63.72
129 LES YOUNG (DEM)	537	36.28

COUNCIL AT-LARGE

	VOTES	PERCENT
Vote For No More Than 3		
130 RONALD BROGAN (REP)	764	18.87
131 KELLY L. KHURI (REP)	845	20.87
132 RYAN LYNCH (REP)	804	19.86
133 SUSAN POPP (DEM)	619	15.29
134 BRENDA ROSS (DEM)	487	12.03
135 KEVIN L. VISSING (DEM)	530	13.09

WCCS CORP BOARD MEM AT-LARGE

	VOTES	PERCENT
Vote For No More Than 2		
150 JOE BASHAM	596	29.67
151 RICHARD L. GRAF	578	28.77
152 ROBIN LONG	426	21.20
153 NICK RAY	198	9.86
154 CELIA ADAMS WINTERS	211	10.50

JUST OF THE IN SUP COURT DAVID

	VOTES	PERCENT
Vote For No More Than 1		
YES	715	70.10
NO	305	29.90

RUN DATE:11/06/12 11:07 PM

REPORT-EL30 PAGE 0063-02

0063 UNION 1

VOTES PERCENT

JUST OF THE IN SUP COURT RUCKER

Vote For No More Than 1

YES	719	71.05
NO.	293	28.95

JUDGE OF THE IN COURT OF APP 1ST DIST

Vote For No More Than 1

YES	713	71.44
NO.	285	28.56

JUDGE OF THE IN COURT OF APP 5TH DIST

Vote For No More Than 1

YES	731	72.02
NO.	284	27.98

WE, THE UNDERSIGNED, DO HEREBY CERTIFY
THAT THE ABOVE RESULTS ARE A TRUE AND
ACCURATE ACCOUNT OF ALL BALLOTS COUNTED
AND THAT ALL COUNTERS WERE ZERO (0)
WHEN THE POLLS OPENED AND THAT THE
ELECTION WAS HELD IN ACCORDANCE WITH
THE LAWS OF THE STATE.

ELECTION JUDGE

ELECTION JUDGE

ELECTION JUDGE

0064 UTICA 1

	VOTES	PERCENT
REGISTERED VOTERS - TOTAL	624	
BALLOTS CAST - TOTAL	341	
VOTER TURNOUT - TOTAL		54.65

STRAIGHT PARTY

	VOTES	PERCENT
Vote For No More Than 1		
REPUBLICAN (REP)	58	44.96
DEMOCRATIC (DEM)	65	50.39
LIBERTARIAN (LIB)	6	4.65

PRESIDENT & VICE PRESIDENT

	VOTES	PERCENT
Vote For No More Than 1		
101 MITT ROMNEY (REP)	184	54.93
102 BARACK OBAMA (DEM)	145	43.28
103 GARY JOHNSON (LIB)	6	1.79
WRITE-IN	0	

US SENATOR

	VOTES	PERCENT
Vote For No More Than 1		
104 RICHARD E. MOURDOCK (REP)	150	46.01
105 JOE DONNELLY (DEM)	163	50.00
106 ANDREW "ANDY" HORNING (LIB)	13	3.99
WRITE-IN	0	

GOVERNOR & LT GOV

	VOTES	PERCENT
Vote For No More Than 1		
107 MIKE PENCE (REP)	160	50.00
108 JOHN R. GREGG (DEM)	151	47.19
109 RUPERT BONEHAM (LIB)	9	2.81
WRITE-IN	0	

ATTORNEY GENERAL

	VOTES	PERCENT
Vote For No More Than 1		
110 GREG ZOELLER (REP)	171	55.16
111 KAY FLEMING (DEM)	139	44.84

SUPERINTEND OF PUB INST

	VOTES	PERCENT
Vote For No More Than 1		
112 TONY BENNETT (REP)	164	50.46
113 GLENDA RITZ (DEM)	161	49.54

US REP IN CONG DISTRICT 9

	VOTES	PERCENT
Vote For No More Than 1		
114 TODD YOUNG (REP)	163	49.54
115 SHELLI YODER (DEM)	166	50.46
WRITE-IN	0	

STATE REP DISTRICT 71

	VOTES	PERCENT
Vote For No More Than 1		
NO CANDIDATE POSITION	0	
120 STEVEN R. STEMLER (DEM)	244	100.00

JUDGE CIRCUIT 4

	VOTES	PERCENT
Vote For No More Than 1		
NO CANDIDATE POSITION	0	
123 VICKI L. CARMICHAEL (DEM)	235	100.00

CORONER

	VOTES	PERCENT
Vote For No More Than 1		
124 TERRY CONWAY (REP)	147	46.37
125 JOHN HALL (DEM)	170	53.63

COMM DISTRICT 1

	VOTES	PERCENT
Vote For No More Than 1		
126 RICK STEPHENSON (REP)	152	47.80
127 ED MEYER (DEM)	166	52.20

COMM DISTRICT 2

	VOTES	PERCENT
Vote For No More Than 1		
128 JACK A. COFFMAN SR. (REP)	147	47.73
129 LES YOUNG (DEM)	161	52.27

COUNCIL AT-LARGE

	VOTES	PERCENT
Vote For No More Than 3		
130 RONALD BROGAN (REP)	132	15.05
131 KELLY L. KHURI (REP)	135	15.39
132 RYAN LYNCH (REP)	125	14.25
133 SUSAN POPP (DEM)	167	19.04
134 BRENDA ROSS (DEM)	157	17.90
135 KEVIN L. VISSING (DEM)	161	18.36

GCS CORP BOARD DISTRICT 2

	VOTES	PERCENT
Vote For No More Than 1		
141 VICKIE BOISSEAU	158	68.70
142 CLAY ANTHONY "TONY" HALL	59	25.65
143 FRED W. KRENKE	13	5.65

GCS CORP BOARD DISTRICT 5

	VOTES	PERCENT
Vote For No More Than 1		
144 CHRISTINA GILKEY	121	48.40
145 DALE MOSS	129	51.60

RUN DATE:11/06/12 11:07 PM

REPORT-EL30

PAGE 0064-02

0064 UTICA 1

VOTES PERCENT

GCS CORP BOARD DISTRICT 6

Vote For No More Than 1

146 ALICE DORMAN BUTLER.	147	60.25
147 JERRY D. WHITE	97	39.75

GCS CORP BOARD DISTRICT 7

Vote For No More Than 1

148 TERESA BOTTORFF-PERKINS	112	44.27
149 REBECCA (BECKA) CHRISTENSEN	141	55.73

JUST OF THE IN SUP COURT DAVID

Vote For No More Than 1

YES	153	70.51
NO.	64	29.49

JUST OF THE IN SUP COURT RUCKER

Vote For No More Than 1

YES	145	67.76
NO.	69	32.24

JUDGE OF THE IN COURT OF APP 1ST DIST

Vote For No More Than 1

YES	146	68.54
NO.	67	31.46

JUDGE OF THE IN COURT OF APP 5TH DIST

Vote For No More Than 1

YES	155	72.09
NO.	60	27.91

WE, THE UNDERSIGNED, DO HEREBY CERTIFY
THAT THE ABOVE RESULTS ARE A TRUE AND
ACCURATE ACCOUNT OF ALL BALLOTS COUNTED
AND THAT ALL COUNTERS WERE ZERO (0)
WHEN THE POLLS OPENED AND THAT THE
ELECTION WAS HELD IN ACCORDANCE WITH
THE LAWS OF THE STATE..

ELECTION JUDGE

ELECTION JUDGE

ELECTION JUDGE

0065 UTICA 2

	VOTES	PERCENT
REGISTERED VOTERS - TOTAL	1449	
BALLOTS CAST - TOTAL. +1	840	829
VOTER TURNOUT - TOTAL		57.90

STRAIGHT PARTY

Vote For No More Than 1		
REPUBLICAN (REP)	147	54.24
DEMOCRATIC (DEM)	117	43.17
LIBERTARIAN (LIB)	7	2.58

PRESIDENT & VICE PRESIDENT

Vote For No More Than 1		
101 MITT ROMNEY (REP)	460	55.29
102 BARACK OBAMA (DEM) +1	352	42.19
103 GARY JOHNSON (LIB)	16	1.92
WRITE-IN	5	.60

US SENATOR

Vote For No More Than 1		
104 RICHARD E. MOURDOCK (REP)	396	48.95
105 JOE DONNELLY (DEM) +1	377	46.48
106 ANDREW "ANDY" HORNING (LIB)	36	4.45
WRITE-IN	1	.12

GOVERNOR & LT GOV

Vote For No More Than 1		
107 MIKE PENCE (REP)	453	56.13
108 JOHN R. GREGG (DEM) +1	331	40.89
109 RUPERT BONEHAM (LIB)	23	2.85
WRITE-IN	1	.12

ATTORNEY GENERAL

Vote For No More Than 1		
110 GREG ZOELLER (REP)	467	59.34
111 KAY FLEMING (DEM) +1	321	40.66

SUPERINTEND OF PUB INST

Vote For No More Than 1		
112 TONY BENNETT (REP)	430	53.62
113 GLENDA RITZ (DEM) +1	373	46.38

US REP IN CONG DISTRICT 9

Vote For No More Than 1		
114 TODD YOUNG (REP)	433	53.46
115 SHELLI YODER (DEM) +1	377	46.42
WRITE-IN	1	.12

STATE REP DISTRICT 71

Vote For No More Than 1		
NO CANDIDATE POSITION		0
120 STEVEN R. STEMLER (DEM) +1	595	594 100.00

JUDGE CIRCUIT 4

Vote For No More Than 1		
NO CANDIDATE POSITION		0
123 VICKI L. CARMICHAEL (DEM) +1	574	573 100.00

CORONER

Vote For No More Than 1		
124 TERRY CONWAY (REP)	432	56.84
125 JOHN HALL (DEM) +1	329	328 43.16

COMM DISTRICT 1

Vote For No More Than 1		
126 RICK STEPHENSON (REP)	444	57.59
127 ED MEYER (DEM) +1	328	327 42.41

COMM DISTRICT 2

Vote For No More Than 1		
128 JACK A. COFFMAN SR. (REP)	426	56.13
129 LES YOUNG (DEM) +1	334	333 43.87

COUNCIL AT-LARGE

Vote For No More Than 3		
130 RONALD BROGAN (REP)	368	17.31
131 KELLY L. KHURI (REP)	394	18.53
132 RYAN LYNCH (REP)	359	16.89
133 SUSAN POPP (DEM) +1	360	359 16.89
134 BRENDA ROSS (DEM) +1	296	295 13.88
135 KEVIN L. VISSING (DEM) +1	352	351 16.51

GCS CORP BOARD DISTRICT 2

Vote For No More Than 1		
141 VICKIE BOISSEAU	312	51.91
142 CLAY ANTHONY "TONY" HALL	243	40.43
143 FRED W. KRENKE	46	7.65

GCS CORP BOARD DISTRICT 5

Vote For No More Than 1		
144 CHRISTINA GILKEY	304	46.55
145 DALE MOSS	349	53.45

RUN DATE:11/06/12 11:07 PM

REPORT-EL30

PAGE 0065-02

0065 UTICA 2

VOTES PERCENT

GCS CORP BOARD DISTRICT 6

Vote For No More Than 1

146 ALICE DORMAN BUTLER.	277	44.68
147 JERRY D. WHITE	343	55.32

GCS CORP BOARD DISTRICT 7

Vote For No More Than 1

148 TERESA BOTTORFF-PERKINS	339	53.64
149 REBECCA (BECKA) CHRISTENSEN	293	46.36

JUST OF THE IN SUP COURT DAVID

Vote For No More Than 1

YES	434	75.22
NO.	143	24.78

JUST OF THE IN SUP COURT RUCKER

Vote For No More Than 1

YES	429	75.80
NO.	137	24.20

JUDGE OF THE IN COURT OF APP 1ST DIST

Vote For No More Than 1

YES	431	77.38
NO.	126	22.62

JUDGE OF THE IN COURT OF APP 5TH DIST

Vote For No More Than 1

YES	443	78.83
NO.	119	21.17

WE, THE UNDERSIGNED, DO HEREBY CERTIFY
THAT THE ABOVE RESULTS ARE A TRUE AND
ACCURATE ACCOUNT OF ALL BALLOTS COUNTED
AND THAT ALL COUNTERS WERE ZERO (0)
WHEN THE POLLS OPENED AND THAT THE
ELECTION WAS HELD IN ACCORDANCE WITH
THE LAWS OF THE STATE.

ELECTION JUDGE

ELECTION JUDGE

ELECTION JUDGE

RUN DATE:11/06/12 11:07 PM

REPORT-EL30

PAGE 0066-01

0066 UTICA 3

	VOTES	PERCENT
REGISTERED VOTERS - TOTAL	1871	
BALLOTS CAST - TOTAL	+2 1262 1260	
VOTER TURNOUT - TOTAL		67.34

STRAIGHT PARTY

Vote For No More Than 1		
REPUBLICAN (REP)	263	56.56
DEMOCRATIC (DEM)	+1 192 191	41.08
LIBERTARIAN (LIB)	11	2.37

PRESIDENT & VICE PRESIDENT

Vote For No More Than 1		
101 MITT ROMNEY (REP)	+1 754 753	60.24
102 BARACK OBAMA (DEM)	+1 473 472	37.76
103 GARY JOHNSON (LIB)	24	1.92
WRITE-IN	1	.08

US SENATOR

Vote For No More Than 1		
104 RICHARD E. MOURDOCK (REP)	+1 610 609	49.75
105 JOE DONNELLY (DEM)	+1 561 560	45.75
106 ANDREW "ANDY" HORNING (LIB)	55	4.49
WRITE-IN	0	

GOVERNOR & LT GOV

Vote For No More Than 1		
107 MIKE PENCE (REP)	+1 719 718	58.95
108 JOHN R. GREGG (DEM)	+1 462 461	37.85
109 RUPERT BONEHAM (LIB)	39	3.20
WRITE-IN	0	

ATTORNEY GENERAL

Vote For No More Than 1		
110 GREG ZOELLER (REP)	+1 756 755	63.55
111 KAY FLEMING (DEM)	+1 434 433	36.45

SUPERINTEND OF PUB INST

Vote For No More Than 1		
112 TONY BENNETT (REP)	+1 668 667	55.63
113 GLENDA RITZ (DEM)	+1 533 532	44.37

US REP IN CONG DISTRICT 9

Vote For No More Than 1		
114 TODD YOUNG (REP)	+1 694 693	57.13
115 SHELLI YODER (DEM)	+1 520 519	42.79
WRITE-IN	1	.08

STATE REP DISTRICT 71

Vote For No More Than 1		
NO CANDIDATE POSITION		0
120 STEVEN R. STEMLER (DEM)	+2 830 828	100.00

JUDGE CIRCUIT 4

Vote For No More Than 1		
NO CANDIDATE POSITION		0
123 VICKI L. CARMICHAEL (DEM)	+2 815 813	100.00

CORONER

Vote For No More Than 1		
124 TERRY CONWAY (REP)	+1 683 682	58.19
125 JOHN HALL (DEM)	+1 491 490	41.81

COMM DISTRICT 1

Vote For No More Than 1		
126 RICK STEPHENSON (REP)		678 56.78
127 ED MEYER (DEM)	+2 518 516	43.22

COMM DISTRICT 2

Vote For No More Than 1		
128 JACK A. COFFMAN SR. (REP)	+1 692 691	58.86
129 LES YOUNG (DEM)	+1 484 483	41.14

COUNCIL AT-LARGE

Vote For No More Than 3		
130 RONALD BROGAN (REP)		549 17.11
131 KELLY L. KHURI (REP)		639 19.91
132 RYAN LYNCH (REP)		556 17.33
133 SUSAN POPP (DEM)	+2 517 515	16.05
134 BRENDA ROSS (DEM)	+1 433 432	13.46
135 KEVIN L. VISSING (DEM)	+2 520 518	16.14

GCS CORP BOARD DISTRICT 2

Vote For No More Than 1		
141 VICKIE BOISSEAU	+1 391 390	44.78
142 CLAY ANTHONY "TONY" HALL	+1 401 400	45.92
143 FRED W. KRENKE		81 9.30

GCS CORP BOARD DISTRICT 5

Vote For No More Than 1		
144 CHRISTINA GILKEY		520 56.83
145 DALE MOSS	+2 397 395	43.17

RUN DATE:11/06/12 11:07 PM

REPORT-EL30

PAGE 0066-02

0066 UTICA 3

VOTES PERCENT

GCS CORP BOARD DISTRICT 6

Vote For No More Than 1			
146 ALICE DORMAN BUTLER.	+1	398	397 44.91
147 JERRY D. WHITE	+1	488	487 55.09

GCS CORP BOARD DISTRICT 7

Vote For No More Than 1			
148 TERESA BOTTORFF-PERKINS	+2	481	479 54.12
149 REBECCA (BECKA) CHRISTENSEN			406 45.88

JUST OF THE IN SUP COURT DAVID

Vote For No More Than 1			
YES	+1	655	654 75.09
NO.	+1	218	217 24.91

JUST OF THE IN SUP COURT RUCKER

Vote For No More Than 1			
YES			649 75.20
NO.	+2	216	214 24.80

JUDGE OF THE IN COURT OF APP 1ST DIST

Vote For No More Than 1			
YES	+1	655	654 76.31
NO.	+1	204	203 23.69

JUDGE OF THE IN COURT OF APP 5TH DIST

Vote For No More Than 1			
YES	+1	659	658 76.42
NO.	+1	204	203 23.58

WE, THE UNDERSIGNED, DO HEREBY CERTIFY THAT THE ABOVE RESULTS ARE A TRUE AND ACCURATE ACCOUNT OF ALL BALLOTS COUNTED AND THAT ALL COUNTERS WERE ZERO (0) WHEN THE POLLS OPENED AND THAT THE ELECTION WAS HELD IN ACCORDANCE WITH THE LAWS OF THE STATE.

ELECTION JUDGE

ELECTION JUDGE

ELECTION JUDGE

PRECINCT REPORT

CLARK COUNTY, INDIANA
 GENERAL ELECTION
 NOVEMBER 6, 2012

UNOFFICIAL RESULTS

RUN DATE:11/06/12 11:07 PM

REPORT-EL30

PAGE 0067-01

0067 UTICA 4

	VOTES	PERCENT
REGISTERED VOTERS - TOTAL	951	
BALLOTS CAST - TOTAL	609	
VOTER TURNOUT - TOTAL		64.04

STRAIGHT PARTY

	VOTES	PERCENT
Vote For No More Than 1		
REPUBLICAN (REP)	101	50.50
DEMOCRATIC (DEM)	98	49.00
LIBERTARIAN (LIB).	1	.50

PRESIDENT & VICE PRESIDENT

	VOTES	PERCENT
Vote For No More Than 1		
101 MITT ROMNEY (REP)	330	55.00
102 BARACK OBAMA (DEM)	264	44.00
103 GARY JOHNSON (LIB)	5	.83
WRITE-IN.	1	.17

US SENATOR

	VOTES	PERCENT
Vote For No More Than 1		
104 RICHARD E. MOURDOCK (REP).	288	49.15
105 JOE DONNELLY (DEM)	277	47.27
106 ANDREW "ANDY" HORNING (LIB)	20	3.41
WRITE-IN.	1	.17

GOVERNOR & LT GOV

	VOTES	PERCENT
Vote For No More Than 1		
107 MIKE PENCE (REP).	317	53.73
108 JOHN R. GREGG (DEM).	261	44.24
109 RUPERT BONEHAM (LIB)	11	1.86
WRITE-IN.	1	.17

ATTORNEY GENERAL

	VOTES	PERCENT
Vote For No More Than 1		
110 GREG ZOELLER (REP)	352	61.65
111 KAY FLEMING (DEM)	219	38.35

SUPERINTEND OF PUB INST

	VOTES	PERCENT
Vote For No More Than 1		
112 TONY BENNETT (REP)	302	52.25
113 GLENDA RITZ (DEM)	276	47.75

US REP IN CONG DISTRICT 9

	VOTES	PERCENT
Vote For No More Than 1		
114 TODD YOUNG (REP).	299	50.51
115 SHELLI YODER (DEM)	292	49.32
WRITE-IN.	1	.17

STATE REP DISTRICT 71

	VOTES	PERCENT
Vote For No More Than 1		
NO CANDIDATE POSITION	0	
120 STEVEN R. STEMLER (DEM)	422	100.00

JUDGE CIRCUIT 4

	VOTES	PERCENT
Vote For No More Than 1		
NO CANDIDATE POSITION	0	
123 VICKI L. CARMICHAEL (DEM).	417	100.00

CORONER

	VOTES	PERCENT
Vote For No More Than 1		
124 TERRY CONWAY (REP)	306	53.59
125 JOHN HALL (DEM)	265	46.41

COMM DISTRICT 1

	VOTES	PERCENT
Vote For No More Than 1		
126 RICK STEPHENSON (REP)	317	55.61
127 ED MEYER (DEM)	253	44.39

COMM DISTRICT 2

	VOTES	PERCENT
Vote For No More Than 1		
128 JACK A. COFFMAN SR. (REP).	298	52.28
129 LES YOUNG (DEM)	272	47.72

COUNCIL AT-LARGE

	VOTES	PERCENT
Vote For No More Than 3		
130 RONALD BROGAN (REP).	277	17.72
131 KELLY L. KHURI (REP)	282	18.04
132 RYAN LYNCH (REP).	242	15.48
133 SUSAN POPP (DEM).	274	17.53
134 BRENDA ROSS (DEM)	225	14.40
135 KEVIN L. VISSING (DEM).	263	16.83

GCS CORP BOARD DISTRICT 2

	VOTES	PERCENT
Vote For No More Than 1		
141 VICKIE BOISSEAU	239	55.07
142 CLAY ANTHONY "TONY" HALL	156	35.94
143 FRED W. KRENKE	39	8.99

GCS CORP BOARD DISTRICT 5

	VOTES	PERCENT
Vote For No More Than 1		
144 CHRISTINA GILKEY.	235	49.27
145 DALE MOSS	242	50.73

RUN DATE:11/06/12 11:07 PM

0067 UTICA 4

VOTES PERCENT

GCS CORP BOARD DISTRICT 6

Vote For No More Than 1		
146 ALICE DORMAN BUTLER.	216	48.32
147 JERRY D. WHITE	231	51.68

GCS CORP BOARD DISTRICT 7

Vote For No More Than 1		
148 TERESA BOTTORFF-PERKINS	248	53.56
149 REBECCA (BECKA) CHRISTENSEN	215	46.44

JUST OF THE IN SUP COURT DAVID

Vote For No More Than 1		
YES	312	72.06
NO.	121	27.94

JUST OF THE IN SUP COURT RUCKER

Vote For No More Than 1		
YES	313	73.82
NO.	111	26.18

JUDGE OF THE IN COURT OF APP 1ST DIST

Vote For No More Than 1		
YES	317	74.24
NO.	110	25.76

JUDGE OF THE IN COURT OF APP 5TH DIST

Vote For No More Than 1		
YES	328	76.28
NO.	102	23.72

WE, THE UNDERSIGNED, DO HEREBY CERTIFY
THAT THE ABOVE RESULTS ARE A TRUE AND
ACCURATE ACCOUNT OF ALL BALLOTS COUNTED
AND THAT ALL COUNTERS WERE ZERO (0)
WHEN THE POLLS OPENED AND THAT THE
ELECTION WAS HELD IN ACCORDANCE WITH
THE LAWS OF THE STATE.

ELECTION JUDGE

ELECTION JUDGE

ELECTION JUDGE

0068 UTICA/JEFF CITY 19

	VOTES	PERCENT
REGISTERED VOTERS - TOTAL	39	
BALLOTS CAST - TOTAL	106	
VOTER TURNOUT - TOTAL		271.79

STRAIGHT PARTY

	VOTES	PERCENT
Vote For No More Than 1		
REPUBLICAN (REP)	24	54.55
DEMOCRATIC (DEM)	20	45.45
LIBERTARIAN (LIB)	0	

PRESIDENT & VICE PRESIDENT

	VOTES	PERCENT
Vote For No More Than 1		
101 MITT ROMNEY (REP)	64	60.95
102 BARACK OBAMA (DEM)	38	36.19
103 GARY JOHNSON (LIB)	2	1.90
WRITE-IN	1	.95

US SENATOR

	VOTES	PERCENT
Vote For No More Than 1		
104 RICHARD E. MOURDOCK (REP)	55	53.40
105 JOE DONNELLY (DEM)	44	42.72
106 ANDREW "ANDY" HORNING (LIB)	4	3.88
WRITE-IN	0	

GOVERNOR & LT GOV

	VOTES	PERCENT
Vote For No More Than 1		
107 MIKE PENCE (REP)	63	61.17
108 JOHN R. GREGG (DEM)	39	37.86
109 RUPERT BONEHAM (LIB)	1	.97
WRITE-IN	0	

ATTORNEY GENERAL

	VOTES	PERCENT
Vote For No More Than 1		
110 GREG ZOELLER (REP)	64	64.65
111 KAY FLEMING (DEM)	35	35.35

SUPERINTEND OF PUB INST

	VOTES	PERCENT
Vote For No More Than 1		
112 TONY BENNETT (REP)	57	57.00
113 GLENDA RITZ (DEM)	43	43.00

US REP IN CONG DISTRICT 9

	VOTES	PERCENT
Vote For No More Than 1		
114 TODD YOUNG (REP)	63	61.17
115 SHELLI YODER (DEM)	40	38.83
WRITE-IN	0	

STATE REP DISTRICT 71

	VOTES	PERCENT
Vote For No More Than 1		
NO CANDIDATE POSITION	0	
120 STEVEN R. STEMLER (DEM)	73	100.00

JUDGE CIRCUIT 4

	VOTES	PERCENT
Vote For No More Than 1		
NO CANDIDATE POSITION	0	
123 VICKI L. CARMICHAEL (DEM)	67	100.00

CORONER

	VOTES	PERCENT
Vote For No More Than 1		
124 TERRY CONWAY (REP)	57	59.38
125 JOHN HALL (DEM)	39	40.63

COMM DISTRICT 1

	VOTES	PERCENT
Vote For No More Than 1		
126 RICK STEPHENSON (REP)	57	59.38
127 ED MEYER (DEM)	39	40.63

COMM DISTRICT 2

	VOTES	PERCENT
Vote For No More Than 1		
128 JACK A. COFFMAN SR. (REP)	54	57.45
129 LES YOUNG (DEM)	40	42.55

COUNCIL AT-LARGE

	VOTES	PERCENT
Vote For No More Than 3		
130 RONALD BROGAN (REP)	48	17.65
131 KELLY L. KHURI (REP)	58	21.32
132 RYAN LYNCH (REP)	51	18.75
133 SUSAN POPP (DEM)	37	13.60
134 BRENDA ROSS (DEM)	33	12.13
135 KEVIN L. VISSING (DEM)	45	16.54

GCS CORP BOARD DISTRICT 2

	VOTES	PERCENT
Vote For No More Than 1		
141 VICKIE BOISSEAU	36	52.17
142 CLAY ANTHONY "TONY" HALL	28	40.58
143 FRED W. KRENKE	5	7.25

GCS CORP BOARD DISTRICT 5

	VOTES	PERCENT
Vote For No More Than 1		
144 CHRISTINA GILKEY	36	48.00
145 DALE MOSS	39	52.00

RUN DATE:11/06/12 11:07 PM

REPORT-EL30

PAGE 0068-02

0068 UTICA/JEFF CITY 19

VOTES PERCENT

GCS CORP BOARD DISTRICT 6

Vote For No More Than 1		
146 ALICE DORMAN BUTLER.	38	55.88
147 JERRY D. WHITE	30	44.12

GCS CORP BOARD DISTRICT 7

Vote For No More Than 1		
148 TERESA BOTTORFF-PERKINS	41	57.75
149 REBECCA (BECKA) CHRISTENSEN	30	42.25

JUST OF THE IN SUP COURT DAVID

Vote For No More Than 1		
YES	44	73.33
NO.	16	26.67

JUST OF THE IN SUP COURT RUCKER

Vote For No More Than 1		
YES	42	71.19
NO.	17	28.81

JUDGE OF THE IN COURT OF APP 1ST DIST

Vote For No More Than 1		
YES	45	76.27
NO.	14	23.73

JUDGE OF THE IN COURT OF APP 5TH DIST

Vote For No More Than 1		
YES	46	77.97
NO.	13	22.03

WE, THE UNDERSIGNED, DO HEREBY CERTIFY
THAT THE ABOVE RESULTS ARE A TRUE AND
ACCURATE ACCOUNT OF ALL BALLOTS COUNTED
AND THAT ALL COUNTERS WERE ZERO (0)
WHEN THE POLLS OPENED AND THAT THE
ELECTION WAS HELD IN ACCORDANCE WITH
THE LAWS OF THE STATE.

ELECTION JUDGE

ELECTION JUDGE

ELECTION JUDGE

0069 WASHINGTON 1

	VOTES	PERCENT
REGISTERED VOTERS - TOTAL	1291	
BALLOTS CAST - TOTAL	783	
VOTER TURNOUT - TOTAL		60.65

STRAIGHT PARTY

	VOTES	PERCENT
Vote For No More Than 1		
REPUBLICAN (REP)	168	62.22
DEMOCRATIC (DEM)	99	36.67
LIBERTARIAN (LIB)	3	1.11

PRESIDENT & VICE PRESIDENT

	VOTES	PERCENT
Vote For No More Than 1		
101 MITT ROMNEY (REP)	506	65.89
102 BARACK OBAMA (DEM)	248	32.29
103 GARY JOHNSON (LIB)	11	1.43
WRITE-IN	3	.39

US SENATOR

	VOTES	PERCENT
Vote For No More Than 1		
104 RICHARD E. MOURDOCK (REP)	417	55.67
105 JOE DONNELLY (DEM)	298	39.79
106 ANDREW "ANDY" HORNING (LIB)	34	4.54
WRITE-IN	0	

GOVERNOR & LT GOV

	VOTES	PERCENT
Vote For No More Than 1		
107 MIKE PENCE (REP)	451	60.05
108 JOHN R. GREGG (DEM)	269	35.82
109 RUPERT BONEHAM (LIB)	31	4.13
WRITE-IN	0	

ATTORNEY GENERAL

	VOTES	PERCENT
Vote For No More Than 1		
110 GREG ZOELLER (REP)	467	63.80
111 KAY FLEMING (DEM)	265	36.20

SUPERINTEND OF PUB INST

	VOTES	PERCENT
Vote For No More Than 1		
112 TONY BENNETT (REP)	385	51.96
113 GLENDA RITZ (DEM)	356	48.04

US REP IN CONG DISTRICT 9

	VOTES	PERCENT
Vote For No More Than 1		
114 TODD YOUNG (REP)	434	57.41
115 SHELLI YODER (DEM)	322	42.59
WRITE-IN	0	

STATE REP DISTRICT 66

	VOTES	PERCENT
Vote For No More Than 1		
116 JUSTIN STEVENS (REP)	379	50.00
117 TERRY GOODIN (DEM)	379	50.00

JUDGE CIRCUIT 4

	VOTES	PERCENT
Vote For No More Than 1		
NO CANDIDATE POSITION	0	
123 VICKI L. CARMICHAEL (DEM)	486	100.00

CORONER

	VOTES	PERCENT
Vote For No More Than 1		
124 TERRY CONWAY (REP)	455	61.82
125 JOHN HALL (DEM)	281	38.18

COMM DISTRICT 1

	VOTES	PERCENT
Vote For No More Than 1		
126 RICK STEPHENSON (REP)	455	61.24
127 ED MEYER (DEM)	288	38.76

COMM DISTRICT 2

	VOTES	PERCENT
Vote For No More Than 1		
128 JACK A. COFFMAN SR. (REP)	436	59.00
129 LES YOUNG (DEM)	303	41.00

COUNCIL AT-LARGE

	VOTES	PERCENT
Vote For No More Than 3		
130 RONALD BROGAN (REP)	347	16.99
131 KELLY L. KHURI (REP)	410	20.08
132 RYAN LYNCH (REP)	342	16.75
133 SUSAN POPP (DEM)	310	15.18
134 BRENDA ROSS (DEM)	309	15.13
135 KEVIN L. VISSING (DEM)	324	15.87

GCS CORP BOARD DISTRICT 2

	VOTES	PERCENT
Vote For No More Than 1		
141 VICKIE BOISSEAU	193	31.54
142 CLAY ANTHONY "TONY" HALL	319	52.12
143 FRED W. KRENKE	100	16.34

GCS CORP BOARD DISTRICT 5

	VOTES	PERCENT
Vote For No More Than 1		
144 CHRISTINA GILKEY	360	57.42
145 DALE MOSS	267	42.58

RUN DATE:11/06/12 11:07 PM

REPORT-EL30 PAGE 0069-02

0069 WASHINGTON 1

VOTES PERCENT

GCS CORP BOARD DISTRICT 6

Vote For No More Than 1

146 ALICE DORMAN BUTLER.	261	42.44
147 JERRY D. WHITE	354	57.56

GCS CORP BOARD DISTRICT 7

Vote For No More Than 1

148 TERESA BOTTORFF-PERKINS	329	55.57
149 REBECCA (BECKA) CHRISTENSEN	263	44.43

JUST OF THE IN SUP COURT DAVID

Vote For No More Than 1

YES	368	65.36
NO.	195	34.64

JUST OF THE IN SUP COURT RUCKER

Vote For No More Than 1

YES	374	68.25
NO.	174	31.75

JUDGE OF THE IN COURT OF APP 1ST DIST

Vote For No More Than 1

YES	391	70.71
NO.	162	29.29

JUDGE OF THE IN COURT OF APP 5TH DIST

Vote For No More Than 1

YES	395	71.69
NO.	156	28.31

WE, THE UNDERSIGNED, DO HEREBY CERTIFY
THAT THE ABOVE RESULTS ARE A TRUE AND
ACCURATE ACCOUNT OF ALL BALLOTS COUNTED
AND THAT ALL COUNTERS WERE ZERO (0)
WHEN THE POLLS OPENED AND THAT THE
ELECTION WAS HELD IN ACCORDANCE WITH
THE LAWS OF THE STATE.

ELECTION JUDGE

ELECTION JUDGE

ELECTION JUDGE

0070 WOOD 1

	VOTES	PERCENT
REGISTERED VOTERS - TOTAL	651	
BALLOTS CAST - TOTAL	341 342	
VOTER TURNOUT - TOTAL		52.38

STRAIGHT PARTY

Vote For No More Than 1		
REPUBLICAN (REP)	65	52.03
DEMOCRATIC (DEM)	57	46.34
LIBERTARIAN (LIB)	2	1.63

PRESIDENT & VICE PRESIDENT

Vote For No More Than 1		
101 MITT ROMNEY (REP)	195	57.40
102 BARACK OBAMA (DEM)	130	38.46
103 GARY JOHNSON (LIB)	13	3.85
WRITE-IN	1	.30

US SENATOR

Vote For No More Than 1		
104 RICHARD E. MOURDOCK (REP)	176	54.71
105 JOE DONNELLY (DEM)	137	41.27
106 ANDREW "ANDY" HORNING (LIB)	20	6.02
WRITE-IN	0	

GOVERNOR & LT GOV

Vote For No More Than 1		
107 MIKE PENCE (REP)	182	54.85
108 JOHN R. GREGG (DEM)	134	40.61
109 RUPERT BONEHAM (LIB)	15	4.55
WRITE-IN	0	

ATTORNEY GENERAL

Vote For No More Than 1		
110 GREG ZOELLER (REP)	195	59.33
111 KAY FLEMING (DEM)	133	40.67

SUPERINTEND OF PUB INST

Vote For No More Than 1		
112 TONY BENNETT (REP)	156	46.97
113 GLENDA RITZ (DEM)	175	53.03

US REP IN CONG DISTRICT 9

Vote For No More Than 1		
114 TODD YOUNG (REP)	186	55.22
115 SHELLI YODER (DEM)	150	44.78
WRITE-IN	0	

STATE REP DISTRICT 70

Vote For No More Than 1		
118 RHONDA J. RHOADS (REP)	201	60.06
119 TERRY L. MILLER (DEM)	133	39.94

JUDGE CIRCUIT 4

Vote For No More Than 1		
NO CANDIDATE POSITION	0	
123 VICKI L. CARMICHAEL (DEM)	214	100.00

CORONER

Vote For No More Than 1		
124 TERRY CONWAY (REP)	190	58.15
125 JOHN HALL (DEM)	136	41.85

COMM DISTRICT 1

Vote For No More Than 1		
126 RICK STEPHENSON (REP)	181	55.21
127 ED MEYER (DEM)	146	44.79

COMM DISTRICT 2

Vote For No More Than 1		
128 JACK A. COFFMAN SR. (REP)	195	59.33
129 LES YOUNG (DEM)	133	40.67

COUNCIL AT-LARGE

Vote For No More Than 3		
130 RONALD BROGAN (REP)	140	16.30
131 KELLY L. KHURI (REP)	154	17.93
132 RYAN LYNCH (REP)	150	17.35
133 SUSAN POPP (DEM)	158	18.39
134 BRENDA ROSS (DEM)	132	15.37
135 KEVIN L. VISSING (DEM)	126	14.67

WCCS CORP BOARD MEM AT-LARGE

Vote For No More Than 2		
150 JOE BASHAM	54	11.27
151 RICHARD L. GRAF	124	25.89
152 ROBIN LONG	56	11.69
153 NICK RAY	195	40.50
154 CELIA ADAMS WINTERS	51	10.65

JUST OF THE IN SUP COURT DAVID

Vote For No More Than 1		
YES	167	67.76
NO	79	32.24

RUN DATE:11/06/12 11:07 PM

REPORT-EL30 PAGE 0070-02

0070 WOOD 1

VOTES PERCENT

JUST OF THE IN SUP COURT RUCKER

Vote For No More Than 1			
YES	+	175	174 71.31
NO.		70	28.69

JUDGE OF THE IN COURT OF APP 1ST DIST

Vote For No More Than 1			
YES	+	169	168 69.42
NO.		74	30.58

JUDGE OF THE IN COURT OF APP 5TH DIST

Vote For No More Than 1			
YES	+	175	174 72.50
NO.		66	27.50

WE, THE UNDERSIGNED, DO HEREBY CERTIFY THAT THE ABOVE RESULTS ARE A TRUE AND ACCURATE ACCOUNT OF ALL BALLOTS COUNTED AND THAT ALL COUNTERS WERE ZERO (0) WHEN THE POLLS OPENED AND THAT THE ELECTION WAS HELD IN ACCORDANCE WITH THE LAWS OF THE STATE.

ELECTION JUDGE

ELECTION JUDGE

ELECTION JUDGE

RUN DATE:11/06/12 11:07 PM

REPORT-EL30

PAGE 0071-01

0071 WOOD 2

	VOTES	PERCENT
REGISTERED VOTERS - TOTAL	1062	
BALLOTS CAST - TOTAL	628	
VOTER TURNOUT - TOTAL		59.13

STRAIGHT PARTY

Vote For No More Than 1		
REPUBLICAN (REP)	116	51.33
DEMOCRATIC (DEM)	104	46.02
LIBERTARIAN (LIB)	6	2.65

PRESIDENT & VICE PRESIDENT

Vote For No More Than 1		
101 MITT ROMNEY (REP)	356	57.70
102 BARACK OBAMA (DEM)	247	40.03
103 GARY JOHNSON (LIB)	14	2.27
WRITE-IN.	0	

US SENATOR

Vote For No More Than 1		
104 RICHARD E. MOURDOCK (REP).	297	49.25
105 JOE DONNELLY (DEM)	274	45.44
106 ANDREW "ANDY" HORNING (LIB)	32	5.31
WRITE-IN.	0	

GOVERNOR & LT GOV

Vote For No More Than 1		
107 MIKE PENCE (REP).	335	55.56
108 JOHN R. GREGG (DEM)	251	41.63
109 RUPERT BONEHAM (LIB)	17	2.82
WRITE-IN.	0	

ATTORNEY GENERAL

Vote For No More Than 1		
110 GREG ZOELLER (REP)	342	58.76
111 KAY FLEMING (DEM)	240	41.24

SUPERINTEND OF PUB INST

Vote For No More Than 1		
112 TONY BENNETT (REP)	280	47.38
113 GLENDA RITZ (DEM)	311	52.62

US REP IN CONG DISTRICT 9

Vote For No More Than 1		
114 TODD YOUNG (REP).	322	53.22
115 SHELLI YODER (DEM)	282	46.61
WRITE-IN.	1	.17

STATE REP DISTRICT 70

Vote For No More Than 1		
118 RHONDA J. RHOADS (REP).	347	58.32
119 TERRY L. MILLER (DEM)	248	41.68

JUDGE CIRCUIT 4

Vote For No More Than 1		
NO CANDIDATE POSITION	0	
123 VICKI L. CARMICHAEL (DEM).	410	100.00

CORONER

Vote For No More Than 1		
124 TERRY CONWAY (REP)	306	52.40
125 JOHN HALL (DEM)	278	47.60

COMM DISTRICT 1

Vote For No More Than 1		
126 RICK STEPHENSON (REP)	318	54.27
127 ED MEYER (DEM)	268	45.73

COMM DISTRICT 2

Vote For No More Than 1		
128 JACK A. COFFMAN SR. (REP).	347	58.32
129 LES YOUNG (DEM)	248	41.68

COUNCIL AT-LARGE

Vote For No More Than 3		
130 RONALD BROGAN (REP).	218	14.00
131 KELLY L. KHURI (REP)	271	17.41
132 RYAN LYNCH (REP).	246	15.80
133 SUSAN POPP (DEM).	319	20.49
134 BRENDA ROSS (DEM)	248	15.93
135 KEVIN L. VISSING (DEM).	255	16.38

WCCS CORP BOARD MEM AT-LARGE

Vote For No More Than 2		
150 JOE BASHAM.	84	9.82
151 RICHARD L. GRAF	230	26.90
152 ROBIN LONG.	103	12.05
153 NICK RAY	359	41.99
154 CELIA ADAMS WINTERS.	79	9.24

JUST OF THE IN SUP COURT DAVID

Vote For No More Than 1		
YES	289	65.53
NO.	152	34.47

RUN DATE:11/06/12 11:07 PM

REPORT-EL30

PAGE 0071-02

0071 WOOD 2

VOTES PERCENT

JUST OF THE IN SUP COURT RUCKER

Vote For No More Than 1

YES	295	67.82
NO.	140	32.18

JUDGE OF THE IN COURT OF APP 1ST DIST

Vote For No More Than 1

YES	299	69.21
NO.	133	30.79

JUDGE OF THE IN COURT OF APP 5TH DIST

Vote For No More Than 1

YES	303	69.98
NO.	130	30.02

WE, THE UNDERSIGNED, DO HEREBY CERTIFY
THAT THE ABOVE RESULTS ARE A TRUE AND
ACCURATE ACCOUNT OF ALL BALLOTS COUNTED
AND THAT ALL COUNTERS WERE ZERO (0)
WHEN THE POLLS OPENED AND THAT THE
ELECTION WAS HELD IN ACCORDANCE WITH
THE LAWS OF THE STATE.

ELECTION JUDGE

ELECTION JUDGE

ELECTION JUDGE

0072 WOOD 3

	VOTES	PERCENT
REGISTERED VOTERS - TOTAL	397	
BALLOTS CAST - TOTAL	293	
VOTER TURNOUT - TOTAL		73.80

STRAIGHT PARTY

Vote For No More Than 1		
REPUBLICAN (REP)	53	53.00
DEMOCRATIC (DEM)	42	42.00
LIBERTARIAN (LIB)	5	5.00

PRESIDENT & VICE PRESIDENT

Vote For No More Than 1		
101 MITT ROMNEY (REP)	200	69.44
102 BARACK OBAMA (DEM)	81	28.13
103 GARY JOHNSON (LIB)	6	2.08
WRITE-IN	1	.35

US SENATOR

Vote For No More Than 1		
104 RICHARD E. MOURDOCK (REP)	168	59.57
105 JOE DONNELLY (DEM)	104	36.88
106 ANDREW "ANDY" HORNING (LIB)	10	3.55
WRITE-IN	0	

GOVERNOR & LT GOV

Vote For No More Than 1		
107 MIKE PENCE (REP)	184	65.02
108 JOHN R. GREGG (DEM)	92	32.51
109 RUPERT BONEHAM (LIB)	7	2.47
WRITE-IN	0	

ATTORNEY GENERAL

Vote For No More Than 1		
110 GREG ZOELLER (REP)	197	71.90
111 KAY FLEMING (DEM)	77	28.10

SUPERINTEND OF PUB INST

Vote For No More Than 1		
112 TONY BENNETT (REP)	154	56.41
113 GLENDA RITZ (DEM)	119	43.59

US REP IN CONG DISTRICT 9

Vote For No More Than 1		
114 TODD YOUNG (REP)	177	62.99
115 SHELLI YODER (DEM)	104	37.01
WRITE-IN	0	

STATE REP DISTRICT 70

Vote For No More Than 1		
118 RHONDA J. RHOADS (REP)	184	66.43
119 TERRY L. MILLER (DEM)	93	33.57

JUDGE CIRCUIT 4

Vote For No More Than 1		
NO CANDIDATE POSITION	0	
123 VICKI L. CARMICHAEL (DEM)	190	100.00

CORONER

Vote For No More Than 1		
124 TERRY CONWAY (REP)	162	60.67
125 JOHN HALL (DEM)	105	39.33

COMM DISTRICT 1

Vote For No More Than 1		
126 RICK STEPHENSON (REP)	167	62.78
127 ED MEYER (DEM)	99	37.22

COMM DISTRICT 2

Vote For No More Than 1		
128 JACK A. COFFMAN SR. (REP)	136	48.23
129 LES YOUNG (DEM)	146	51.77

COUNCIL AT-LARGE

Vote For No More Than 3		
130 RONALD BROGAN (REP)	127	17.49
131 KELLY L. KHURI (REP)	119	16.39
132 RYAN LYNCH (REP)	128	17.63
133 SUSAN POPP (DEM)	123	16.94
134 BRENDA ROSS (DEM)	109	15.01
135 KEVIN L. VISSING (DEM)	120	16.53

WCCS CORP BOARD MEM AT-LARGE

Vote For No More Than 2		
150 JOE BASHAM	45	10.23
151 RICHARD L. GRAF	183	41.59
152 ROBIN LONG	38	8.64
153 NICK RAY	151	34.32
154 CELIA ADAMS WINTERS	23	5.23

JUST OF THE IN SUP COURT DAVID

Vote For No More Than 1		
YES	157	75.12
NO	52	24.88

RUN DATE:11/06/12 11:07 PM

REPORT-EL30 PAGE 0072-02

0072 WOOD 3

VOTES PERCENT

JUST OF THE IN SUP COURT RUCKER

Vote For No More Than 1		
YES	150	70.75
NO.	62	29.25

JUDGE OF THE IN COURT OF APP 1ST DIST


Vote For No More Than 1		
YES	152	73.79
NO.	54	26.21


JUDGE OF THE IN COURT OF APP 5TH DIST


Vote For No More Than 1		
YES	159	76.08
NO.	50	23.92

WE, THE UNDERSIGNED, DO HEREBY CERTIFY THAT THE ABOVE RESULTS ARE A TRUE AND ACCURATE ACCOUNT OF ALL BALLOTS COUNTED AND THAT ALL COUNTERS WERE ZERO (0) WHEN THE POLLS OPENED AND THAT THE ELECTION WAS HELD IN ACCORDANCE WITH THE LAWS OF THE STATE.

ELECTION JUDGE


ELECTION JUDGE

ELECTION JUDGE

After Provisionals
x 

x 

x 